



US00D809788S

(12) **United States Design Patent** (10) **Patent No.:** **US D809,788 S**
Fusi (45) **Date of Patent:** **** Feb. 13, 2018**

(54) **BAG**
(71) Applicant: **Furla S.p.A.**, San Lazzaro di Savena
(bo) (IT)
(72) Inventor: **Fabio Fusi**, Tavarnelle Val di Pesa (IT)
(73) Assignee: **Furla S.p.A.**, San Lazzaro di Savena
(bo) (IT)
(**) Term: **15 Years**
(21) Appl. No.: **29/571,910**
(22) Filed: **Jul. 22, 2016**

D723,271 S * 3/2015 Basha D3/243
D726,410 S * 4/2015 Fusi D3/243
D762,974 S * 8/2016 Romano D3/243
D787,820 S * 5/2017 Nair D3/243

* cited by examiner

Primary Examiner — Holly H Baynham
(74) *Attorney, Agent, or Firm* — Marshall, Gerstein & Borun LLP

(30) **Foreign Application Priority Data**

Jan. 28, 2016 (EM) 2963504-0001

(51) **LOC (11) Cl.** **03-01**
(52) **U.S. Cl.**
USPC **D3/243**
(58) **Field of Classification Search**
USPC D3/232–233, 240–243, 245–246
CPC A45C 1/024; A45C 3/06
See application file for complete search history.

(56) **References Cited**

U.S. PATENT DOCUMENTS

D334,470 S * 4/1993 Perrin D3/242
D370,341 S * 6/1996 Azar D3/233

(57) **CLAIM**

The ornamental design for a bag, as shown and described.

DESCRIPTION

FIG. 1 is a perspective view of a bag showing the new design;
FIG. 2 is a front elevation view thereof, with the strap in a reversed position;
FIG. 3 is a back elevation view thereof, with the strap in a reversed position;
FIG. 4 is a left elevation view thereof;
FIG. 5 is a right elevation view thereof, with the strap in the reversed position;
FIG. 6 is a bottom plan view thereof; and,
FIG. 7 is a top plan view thereof, with the strap removed.

1 Claim, 5 Drawing Sheets





Fig. 1



Fig. 2



Fig. 3




Fig. 4




Fig. 5

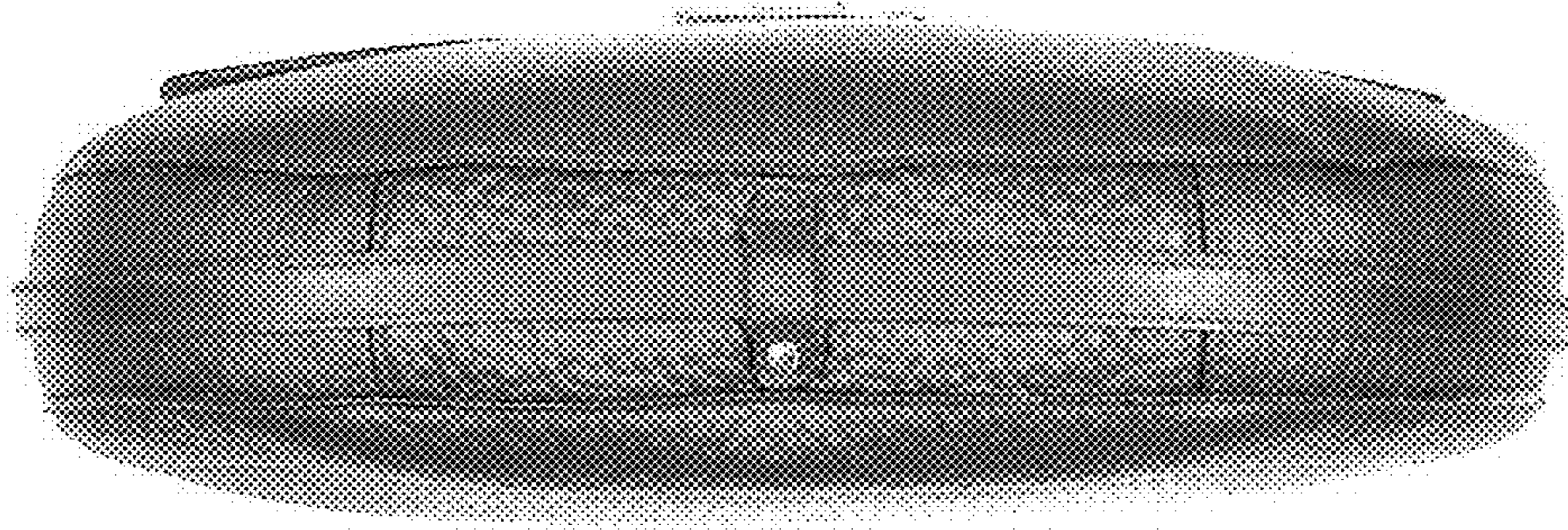


Fig. 6




Fig. 7