



US00D809772S

(12) **United States Design Patent**
Ramsumeer

(10) **Patent No.:** **US D809,772 S**

(45) **Date of Patent:** **** Feb. 13, 2018**

- (54) **WOMEN'S OPEN TOE SHOE INSERT KIT**
- (71) Applicant: **Vijai Ramsumeer**, Mississauga (CA)
- (72) Inventor: **Vijai Ramsumeer**, Mississauga (CA)
- (**) Term: **15 Years**
- (21) Appl. No.: **29/577,731**
- (22) Filed: **Sep. 15, 2016**
- (51) **LOC (11) Cl.** **02-07**
- (52) **U.S. Cl.**
USPC **D2/976**; D2/913; D2/961
- (58) **Field of Classification Search**
USPC D2/896, 913, 946, 920, 960, 961, 976,
D2/979; D3/200; 12/115.6, 116.2, 116.6,
12/116.8, 117.4, 128 R; 36/77 R;
D28/56
CPC A43B 7/14; A43B 7/145; A43B 7/141;
A43D 3/1466; A43D 3/1416; A43D
3/1475; A43D 3/1441; A43D 3/1433;
A43D 3/00; A47G 25/005; A47L 23/18
See application file for complete search history.

(56) **References Cited**

U.S. PATENT DOCUMENTS

- 620,835 A * 3/1899 Bemis A43D 3/023
12/128 R
- 1,023,417 A * 4/1912 De Vore A43B 7/32
36/72 R
- 1,245,763 A * 11/1917 Pass A43B 7/32
36/72 R
- 1,729,254 A * 9/1929 Habicht A43B 23/087
36/77 R
- 1,926,272 A * 9/1933 Eddins B65D 73/0042
206/45.2
- D97,524 S * 11/1935 Geayer 36/2 R
- D117,918 S * 12/1939 Brodick D2/896
- 2,438,748 A * 3/1948 Greenberg A43D 3/1466
12/117.4
- D178,581 S * 8/1956 Shusterman D2/897

- 3,950,865 A * 4/1976 Gray A43B 23/082
36/77 R
- 4,735,003 A * 4/1988 Dykeman A43B 23/087
36/72 R
- 4,995,174 A * 2/1991 Hong A43C 13/14
36/72 R
- D341,699 S * 11/1993 Williams, Jr. D2/913
(Continued)

OTHER PUBLICATIONS

Toe Sleeve Metatarsal Pad, no date available, [online], [site visited Sep. 20, 2017]. Retrieved from <url:https://www.amazon.com/Toe-Sleeve-Metatarsal-Pads-Silicone/dp/B072XGP6MZ/ref=sr_1_56_a_it?ie=UTF8&qid=1505949123&sr=8-56 &keywords=toe+inserts+for+women>.*

(Continued)

Primary Examiner — Jeffrey D Asch
Assistant Examiner — Tracey J Bell

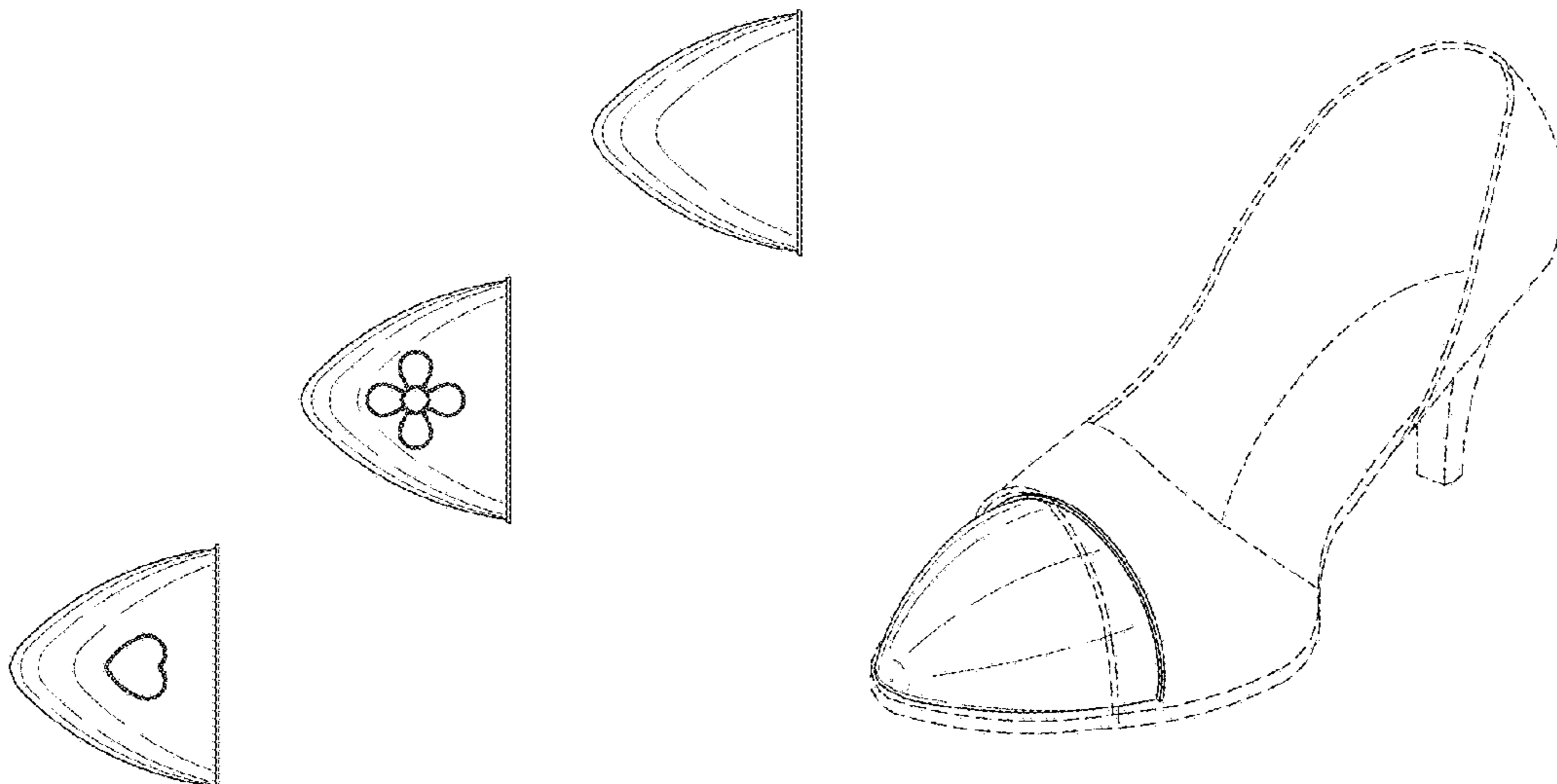
(57) **CLAIM**

The ornamental design for a women's open toe shoe insert kit, as shown and described.

DESCRIPTION

FIG. 1 is a front view of a women's open toe shoe insert kit showing my new design, a rear view being a mirror image thereof;
FIG. 2 is a left side view of the women's open toe shoe insert kit;
FIG. 3 is a right side view of the women's open toe shoe insert kit;
FIG. 4 is a top view of the women's open toe shoe insert kit;
FIG. 5 is a bottom view of the women's open toe shoe insert kit; and,
FIG. 6 is a top front side perspective view of one of the shoe inserts of the women's open toe shoe insert kit in use. The broken lines are illustrative of environmental structure and form no part of the claimed design.

1 Claim, 5 Drawing Sheets



(56)

References Cited

U.S. PATENT DOCUMENTS

D345,449	S *	3/1994	Armstrong	D2/913
D420,784	S *	2/2000	Riecken	D2/909
D520,217	S *	5/2006	Kim	D2/896
7,200,959	B2	4/2007	Spann		
7,481,008	B2	1/2009	Lusk		
D616,182	S *	5/2010	Nelson	D2/909
D619,791	S *	7/2010	Smith	D2/909
8,104,198	B2	1/2012	Barras		
D730,038	S *	5/2015	Ghahari	D2/979
9,173,446	B2	11/2015	Wreede		
D793,712	S *	8/2017	McNeal	D2/976
2002/0069671	A1	6/2002	Richardson		
2007/0214681	A1 *	9/2007	Dezfouli	A43B 3/24 36/101
2010/0011623	A1	1/2010	Seckler et al.		
2012/0186109	A1	7/2012	Vanderbeek		
2012/0299764	A1	11/2012	Whigham		
2014/0298689	A1 *	10/2014	Darby	A43B 23/082 36/77 R
2014/0317961	A1	10/2014	Mathis		

OTHER PUBLICATIONS

Customized Fancy Ladies Shoe Toe Caps, [online], [site visited Sep. 20, 2017]. Retrieved from <url:http://www.shoelaceeyelets.com/sale-9354532-customized-fancy-ladies-shoe-toe-caps-high-performance-wear-resisting.html>.*

* cited by examiner

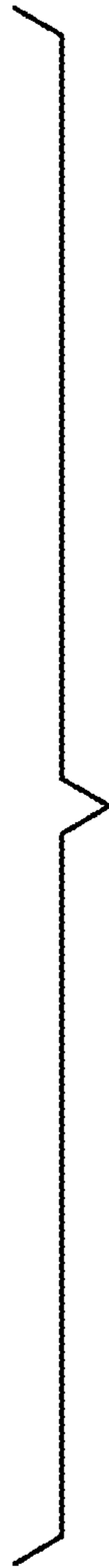
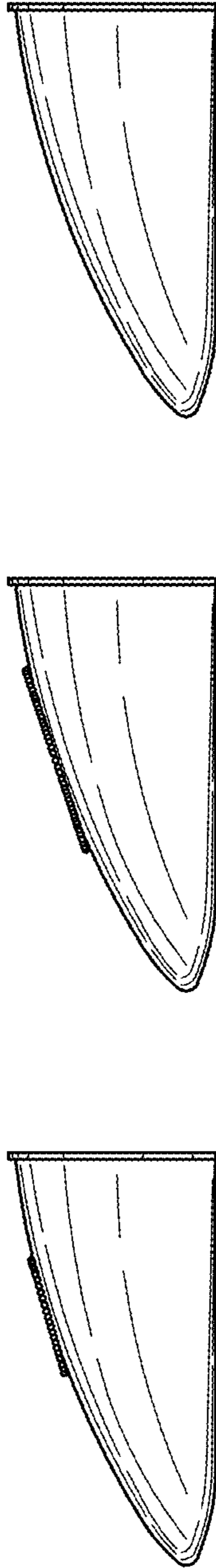


FIG. 1

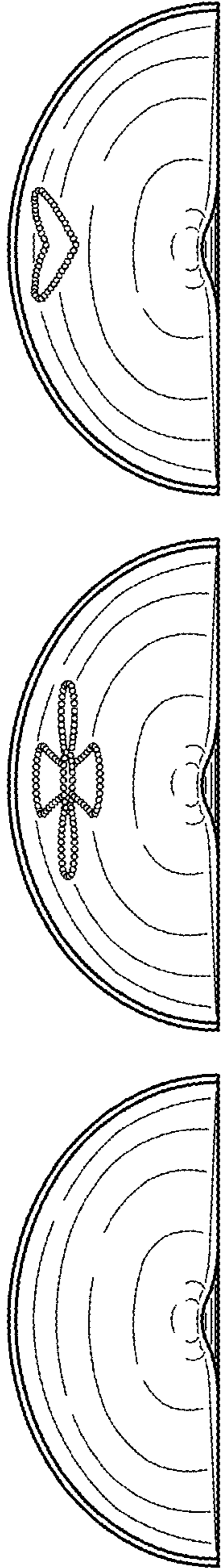


FIG. 2

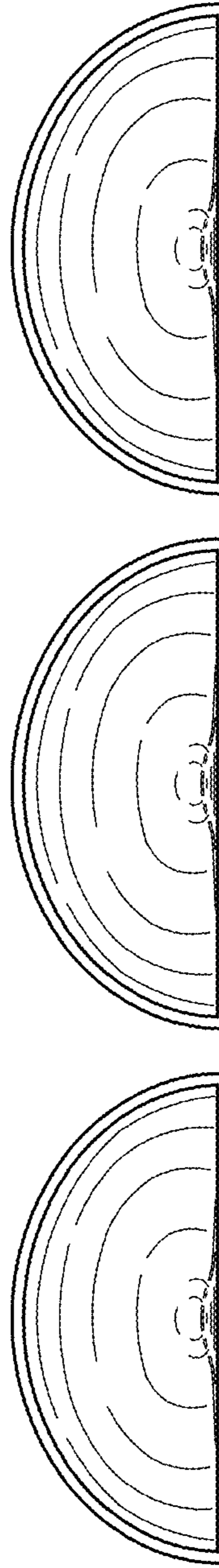


FIG. 3


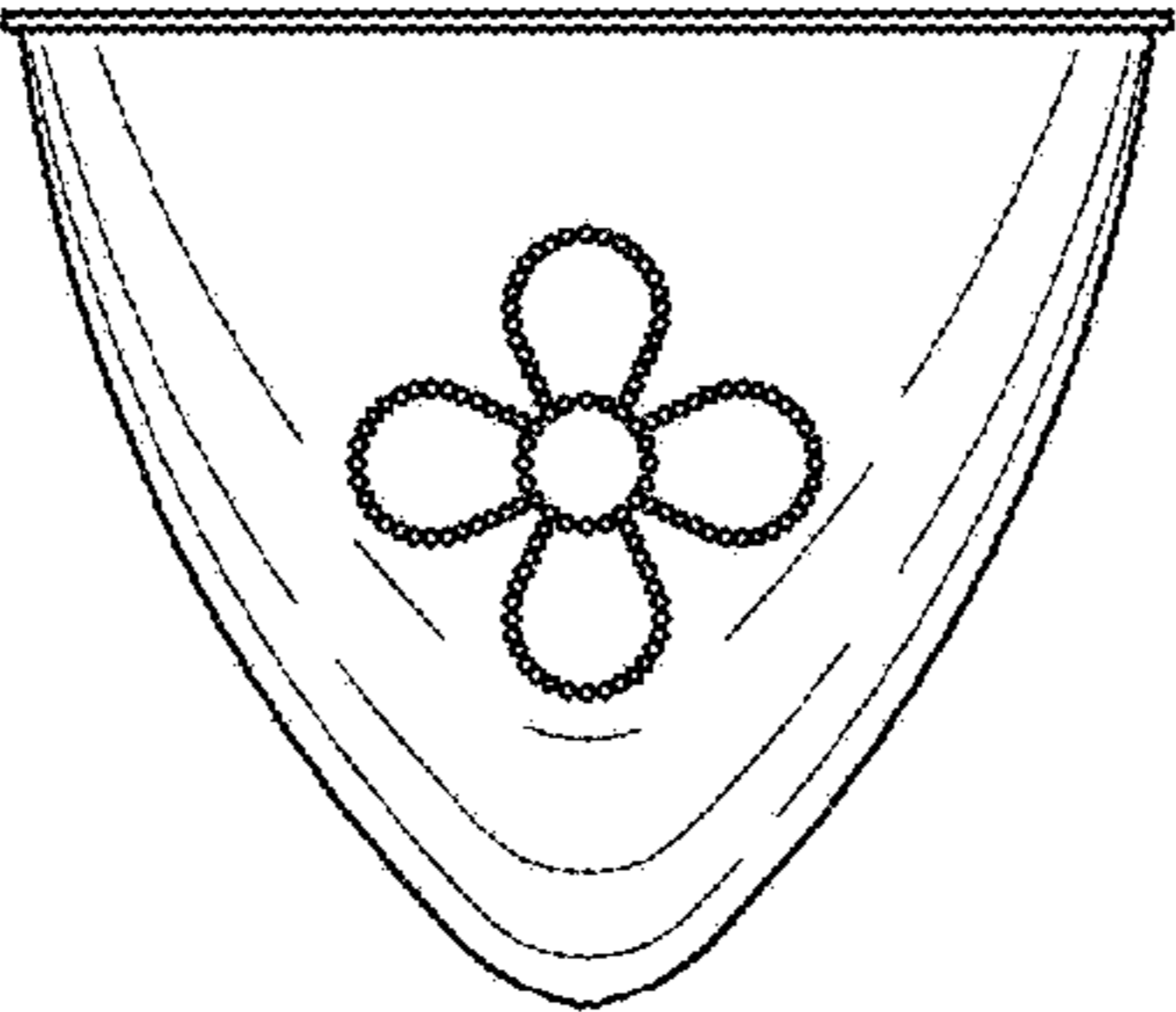
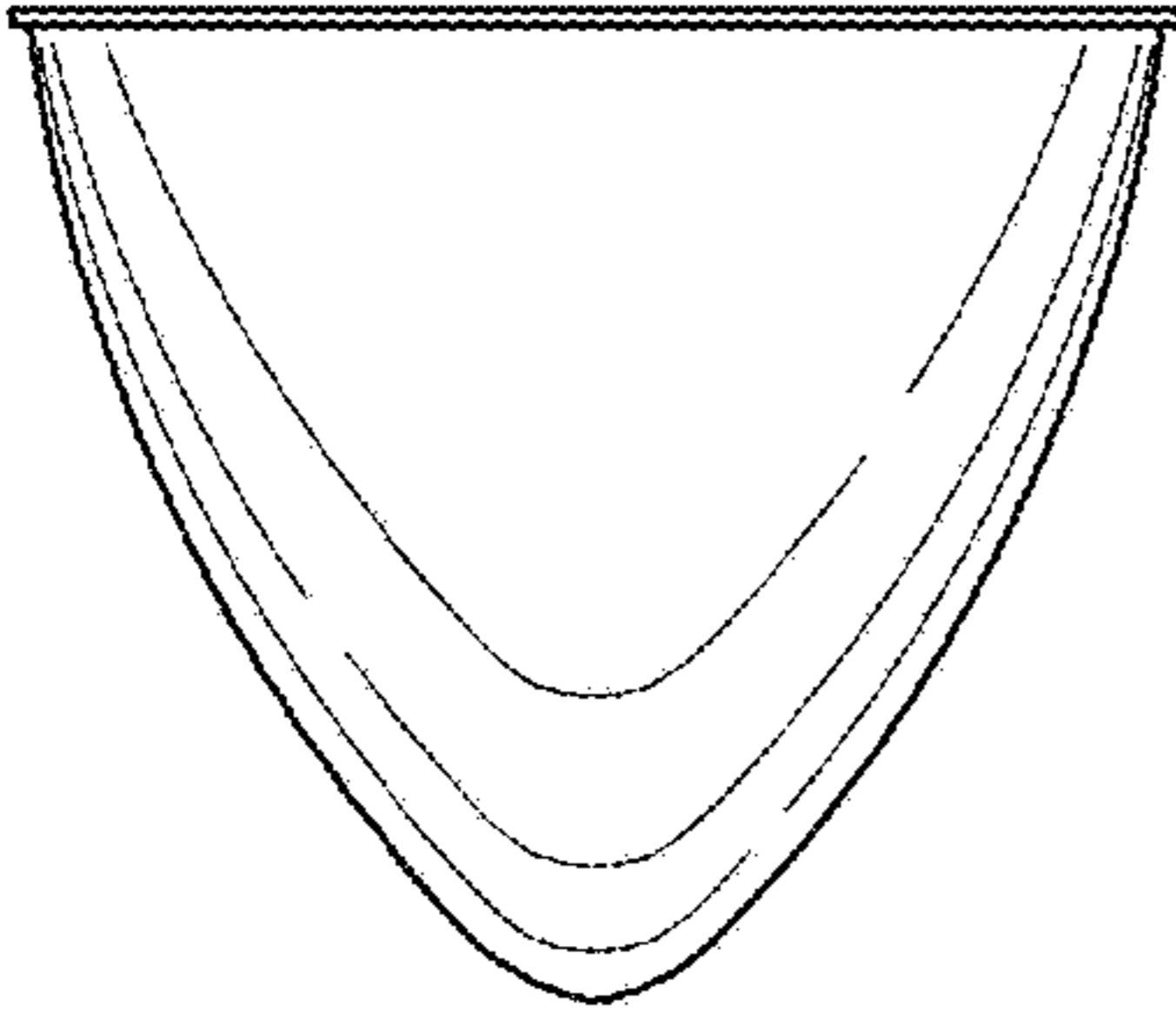


FIG. 4

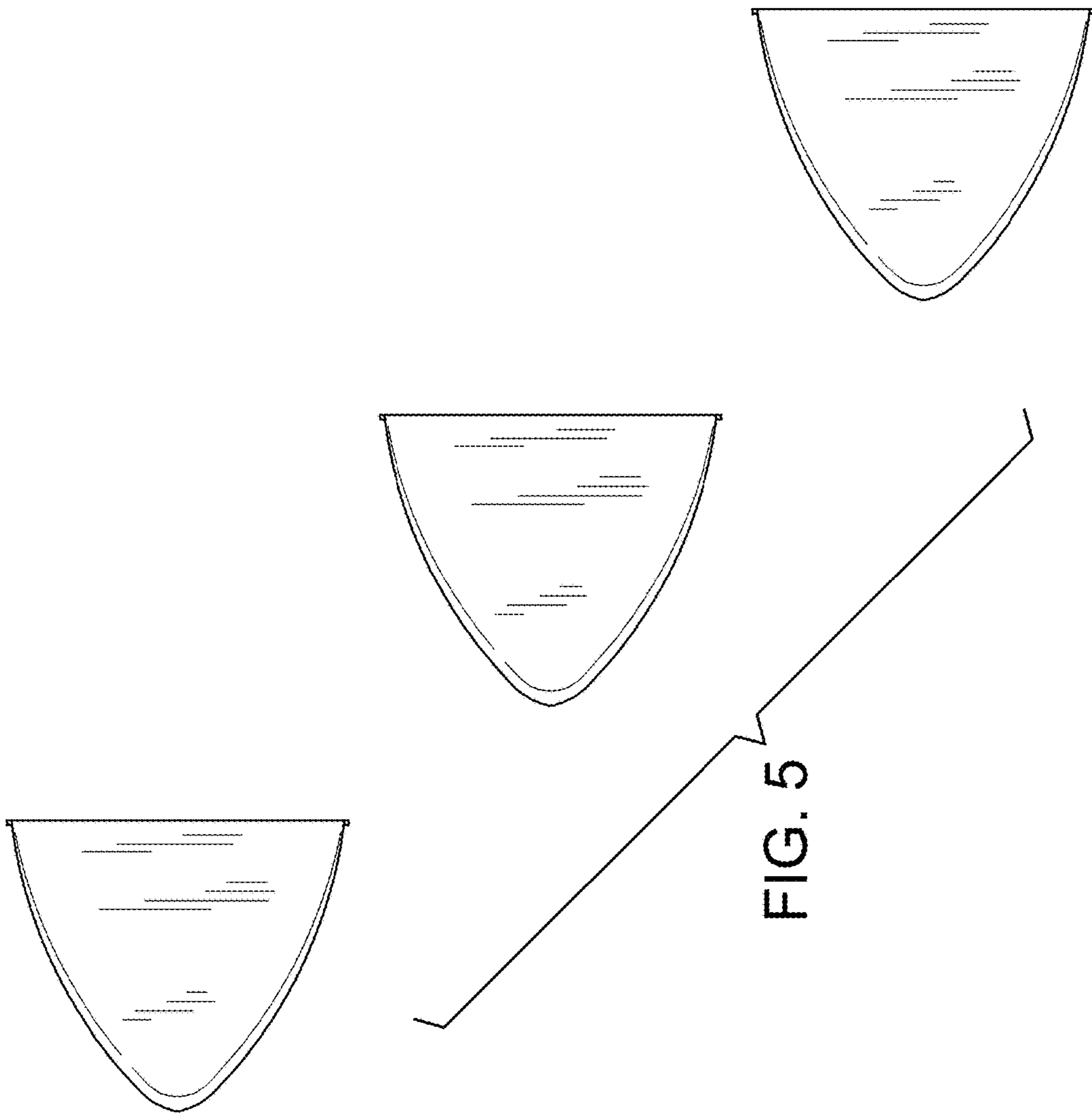


FIG. 5

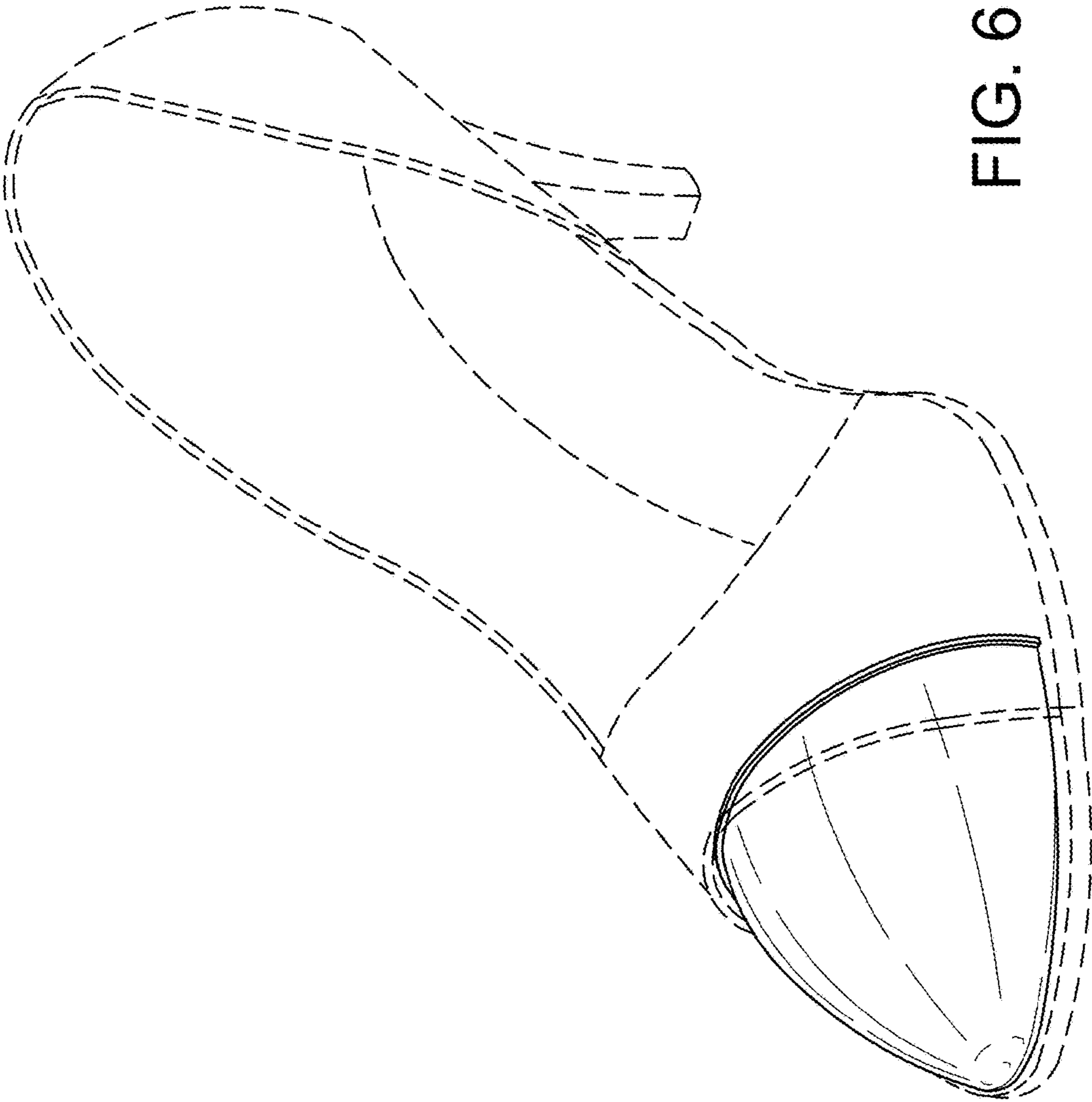


FIG. 6