



US00D809771S

(12) **United States Design Patent**  
**Prochmann**

(10) **Patent No.:** **US D809,771 S**

(45) **Date of Patent:** **\*\* Feb. 13, 2018**

(54) **SHOE UPPER**

(71) Applicant: **Jose Prochmann**, Los Angeles, CA  
(US)

(72) Inventor: **Jose Prochmann**, Los Angeles, CA  
(US)

(73) Assignee: **Dynasty Footwear, Ltd.**, El Segundo,  
CA (US)

(\*\*) Term: **15 Years**

(21) Appl. No.: **29/528,491**

(22) Filed: **May 29, 2015**

(51) **LOC (11) Cl.** ..... **02-04**

(52) **U.S. Cl.**  
USPC ..... **D2/976**

(58) **Field of Classification Search**  
USPC ..... D06/601, 607, 610, 611; D11/200-237,  
D11/77, 97; D2/896, 946, 976, 978, 910,  
D2/970  
CPC ..... A44B 1/14; A43B 3/0078; A43B 23/24  
See application file for complete search history.

(56) **References Cited**

**U.S. PATENT DOCUMENTS**

895,522 A *	8/1908	Well .....	A43B 3/0078
			2/245
D84,116 S *	5/1931	Smith .....	D2/976
D206,146 S *	11/1966	Hendershot .....	24/712.2
D283,990 S *	5/1986	Davidson .....	D11/97
D351,934 S *	11/1994	Devoe .....	D2/946
D394,822 S *	6/1998	Swenson .....	D11/77
D460,857 S *	7/2002	Milroy .....	D2/976
D535,810 S *	1/2007	Simpson .....	D2/946

D573,329 S *	7/2008	Loverin .....	D2/946
D591,037 S *	4/2009	Ghee .....	D2/978
D648,927 S *	11/2011	Wolff .....	D2/910
D649,340 S *	11/2011	Plekker .....	D2/976
D677,045 S *	3/2013	Voskuil .....	D2/946
D730,637 S *	6/2015	Maddocks .....	D2/946
D746,039 S *	12/2015	Kolumber .....	D2/976
D781,178 S *	3/2017	Harpole .....	D11/222

\* cited by examiner

*Primary Examiner* — Holly Baynham

*Assistant Examiner* — Rashida C Walshon

(74) *Attorney, Agent, or Firm* — Joseph G. Swan, P.C.

(57) **CLAIM**

The ornamental design for a shoe upper, as shown and described.

**DESCRIPTION**

FIG. 1 is a side elevational view of a shoe upper according to the present invention, within a first environment of use. FIG. 2 is a perspective view thereof. FIG. 3 is a side elevational view of the shoe upper, within a second environment of use. FIG. 4 is a perspective view thereof. FIG. 5 is a side elevational view of the shoe upper, within a third environment of use. FIG. 6 is a perspective view thereof. FIG. 7 is a side elevational view of the shoe upper, within a fourth environment of use; and, FIG. 8 is a perspective view thereof. The dashed lines illustrate unclaimed environmental structure.

**1 Claim, 8 Drawing Sheets**

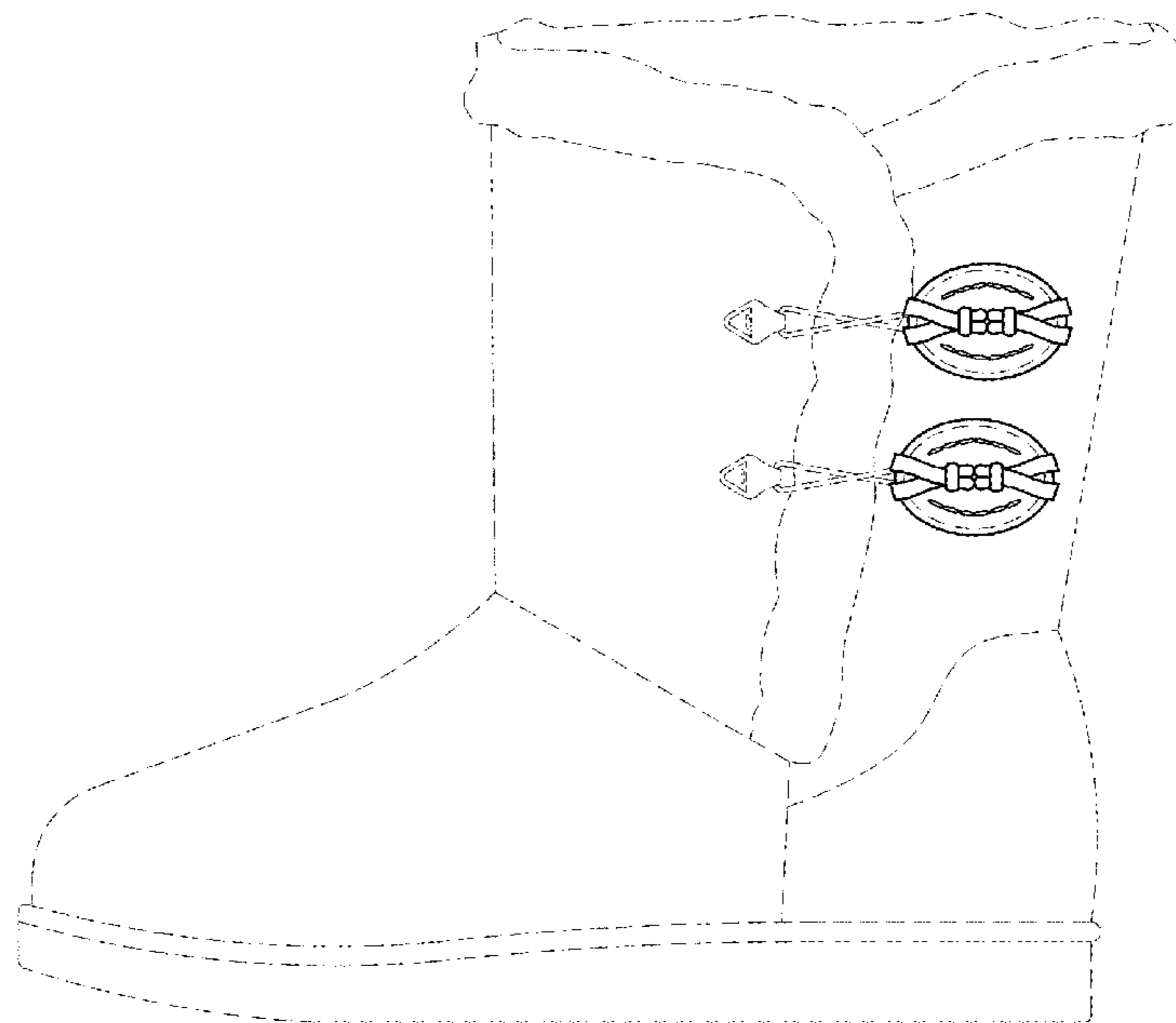


FIG. 1

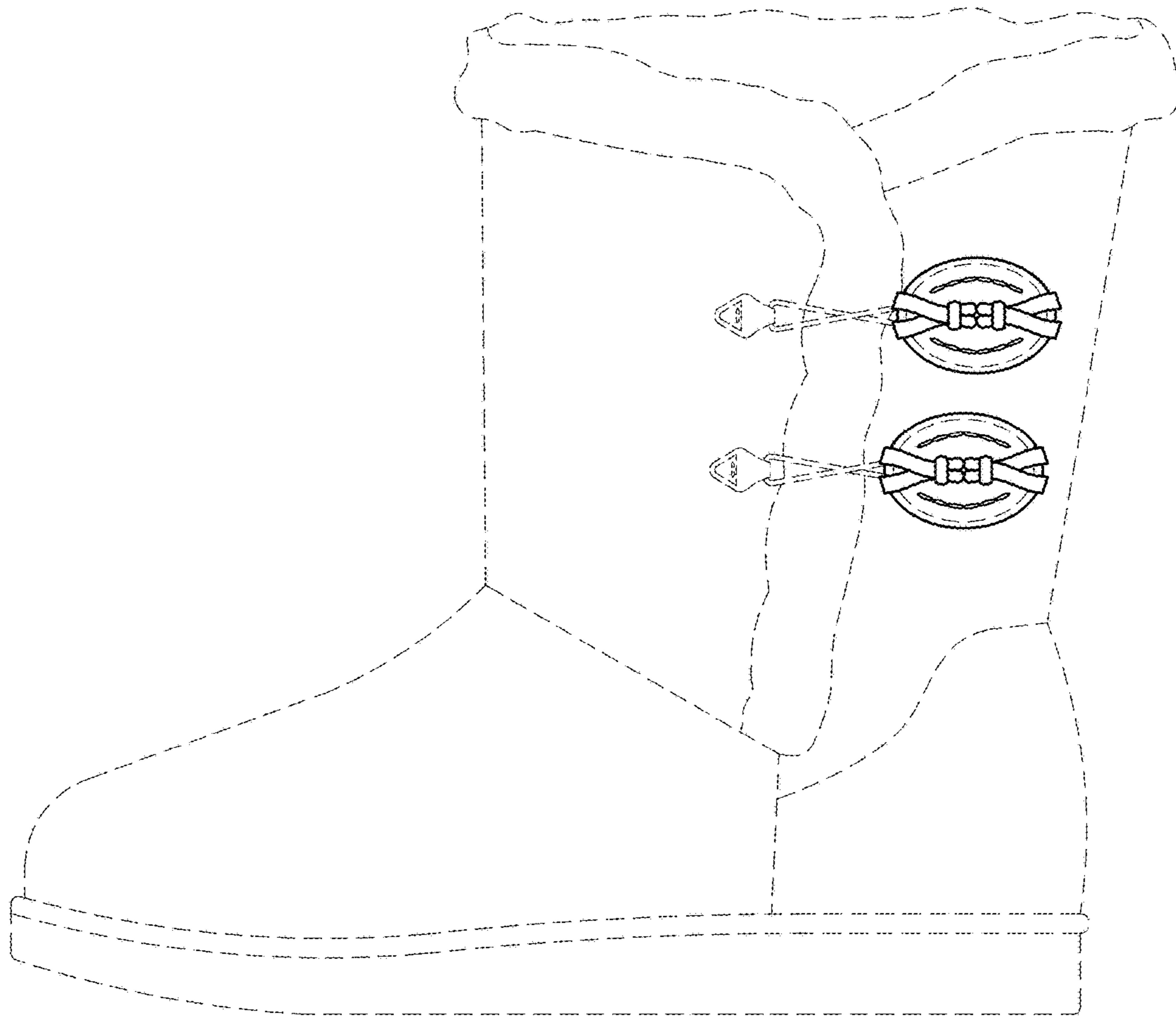


FIG. 2



FIG. 3

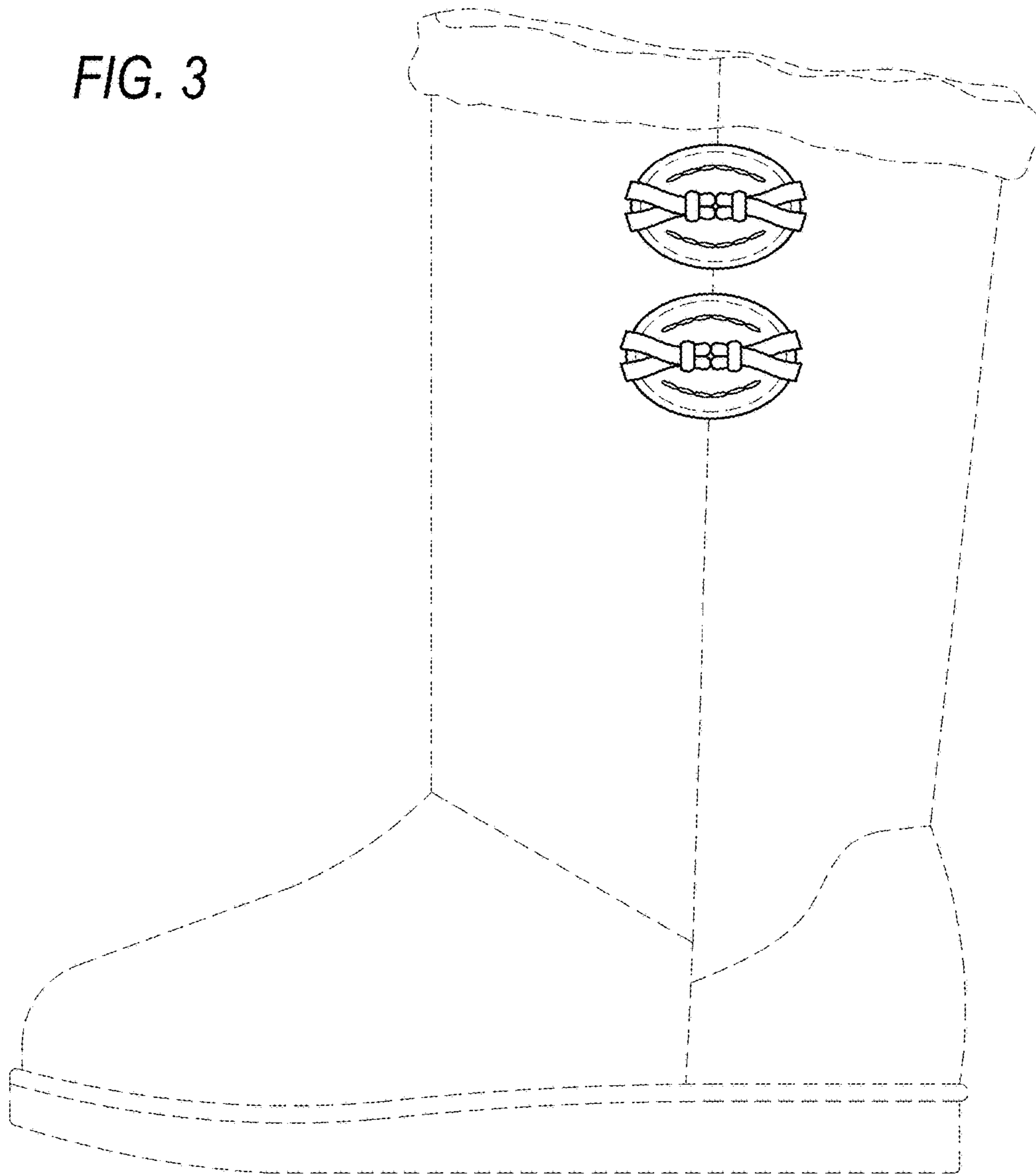


FIG. 4

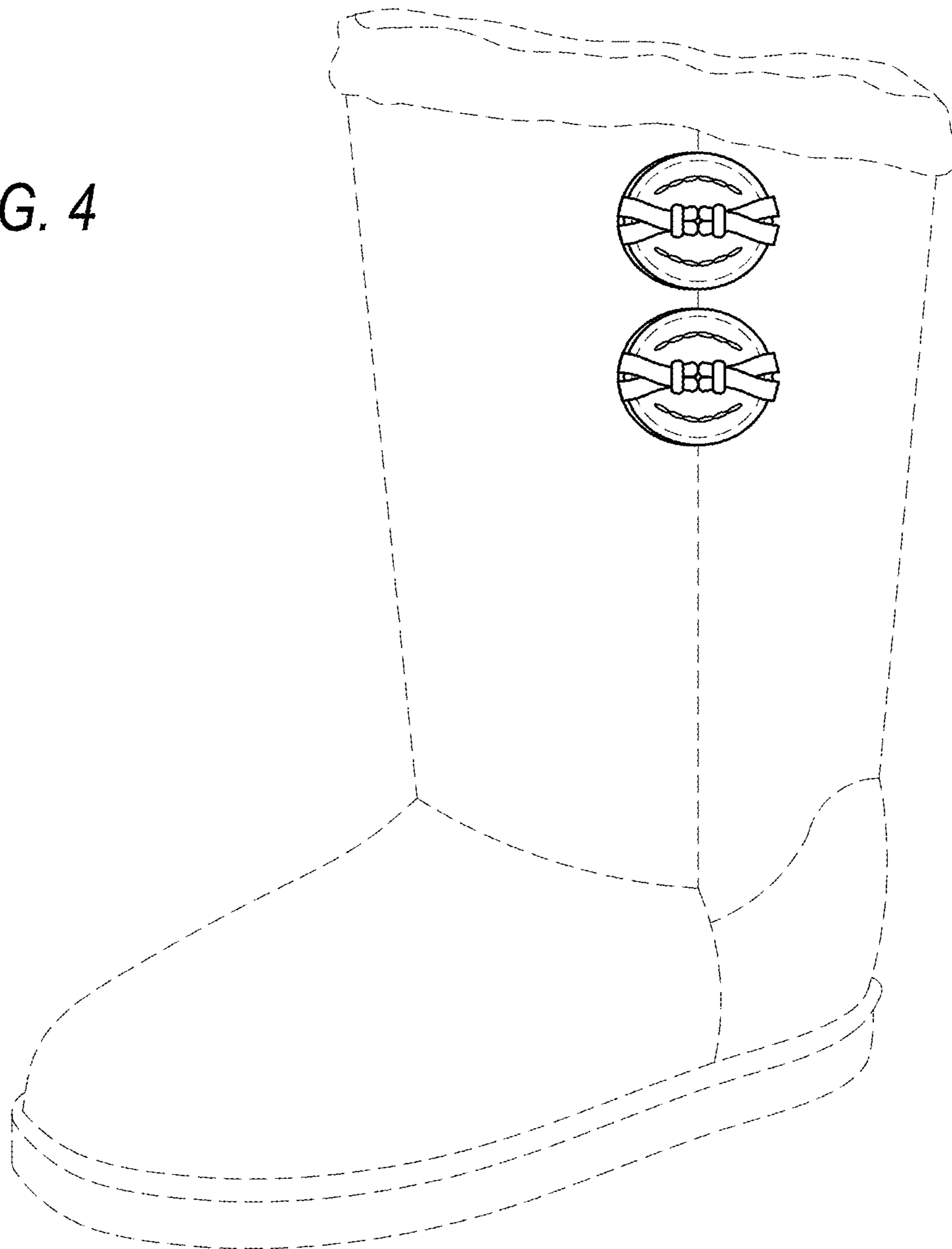


FIG. 5

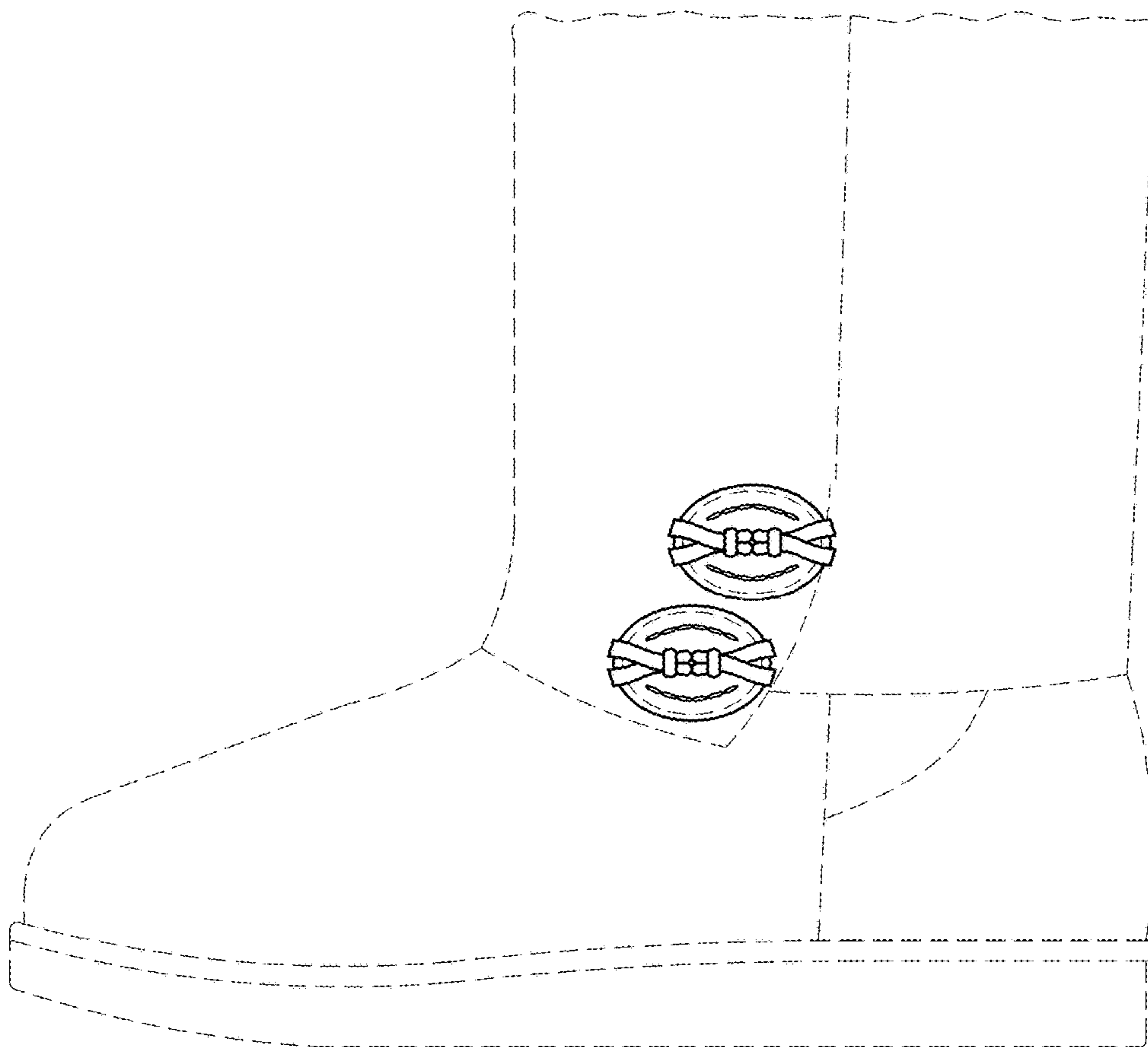


FIG. 6



FIG. 7

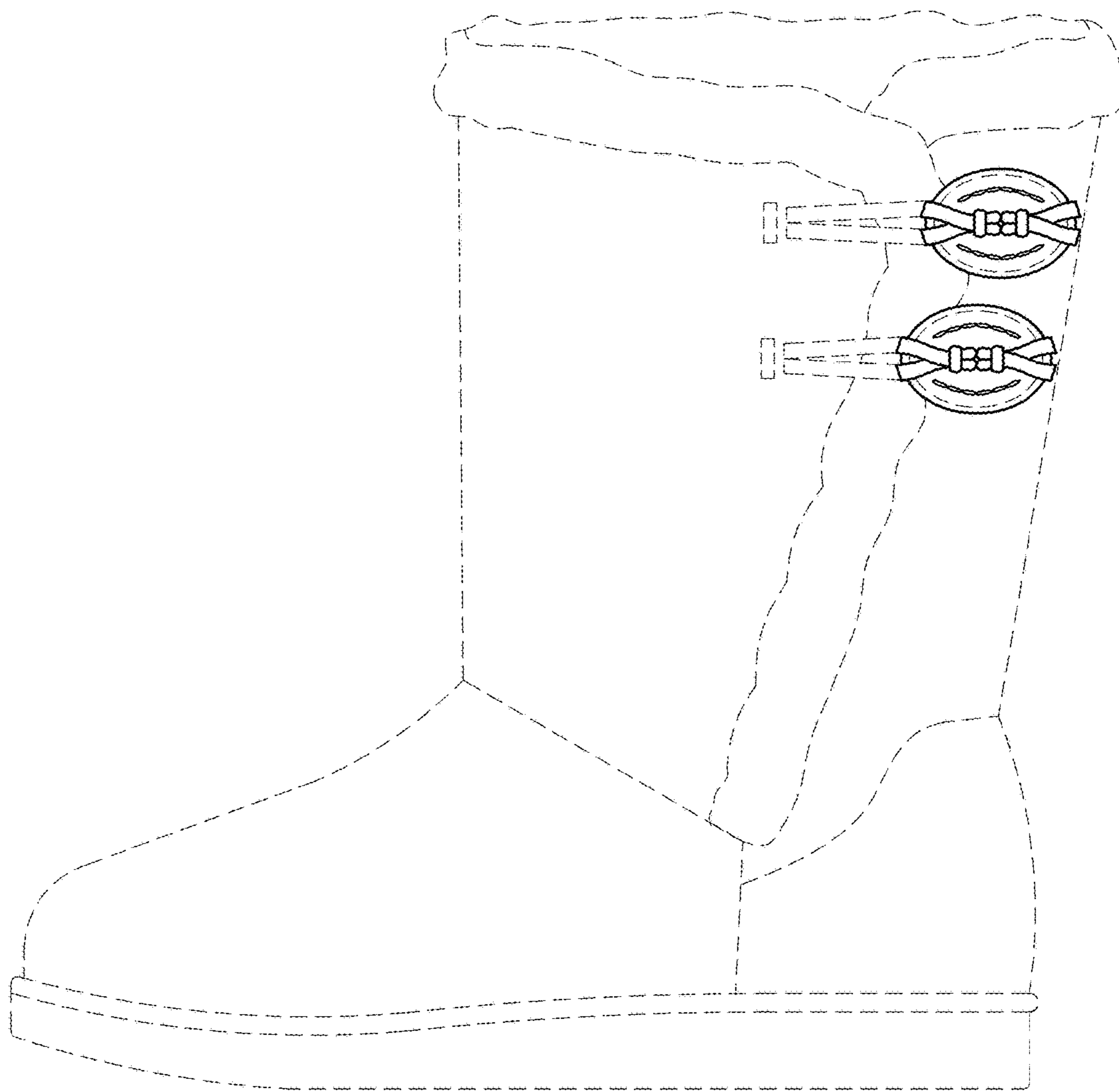




FIG. 8

