



US00D809770S

(12) **United States Design Patent** (10) **Patent No.:** **US D809,770 S**
Hardman (45) **Date of Patent:** **** Feb. 13, 2018**

(54) **SHOE UPPER**

(71) Applicant: **NIKE, Inc.**, Beaverton, OR (US)
(72) Inventor: **Tony Hardman**, Portland, OR (US)
(73) Assignee: **NIKE, Inc.**, Beaverton, OR (US)
(**) Term: **15 Years**

(21) Appl. No.: **29/584,707**
(22) Filed: **Nov. 16, 2016**
(51) **LOC (11) Cl.** **02-02**
(52) **U.S. Cl.**
USPC **D2/973**
(58) **Field of Classification Search**
USPC D2/973, 975, 969, 902, 906-908, 944,
D2/946, 972, 974
CPC ... A43B 13/181; A43B 13/141; A43B 13/186;
A43B 13/188; A43B 23/00; A43B 23/02;
A43B 5/00; A43B 23/26; A43B 1/04;
A43B 7/00
See application file for complete search history.

(56) **References Cited**

U.S. PATENT DOCUMENTS

D379,030 S *	5/1997	Egelja	D2/969
D441,521 S *	5/2001	Matis	D2/903
D476,144 S *	6/2003	Adams	D2/969
D546,539 S *	7/2007	Paz	D2/972
D725,368 S *	3/2015	Portailler	D2/972
D740,537 S *	10/2015	Fuhrer	D2/972
D772,556 S *	11/2016	Woodman	D2/972
D785,310 S *	5/2017	Petrie	D2/972
D793,710 S *	8/2017	Winfield	D2/973
D796,828 S *	9/2017	da Costa Pereira Machado	D2/972

OTHER PUBLICATIONS

KDX posted by Nike posted date 2017, © Nike, [online], [site visited Dec. 5, 2017]. Available from Internet, <https://www.nike.com/t/zoom-kdx-basketball-shoe-KyTw9j2A/897815-600> (Year: 2017).*

* cited by examiner

Primary Examiner — Cynthia Ramirez

Assistant Examiner — Laura H Yu

(74) *Attorney, Agent, or Firm* — Shook, Hardy & Bacon L.L.P.

(57) **CLAIM**

The ornamental design for a shoe upper, as shown and described.

DESCRIPTION

FIG. 1 is the first perspective view of the shoe upper showing my new design;

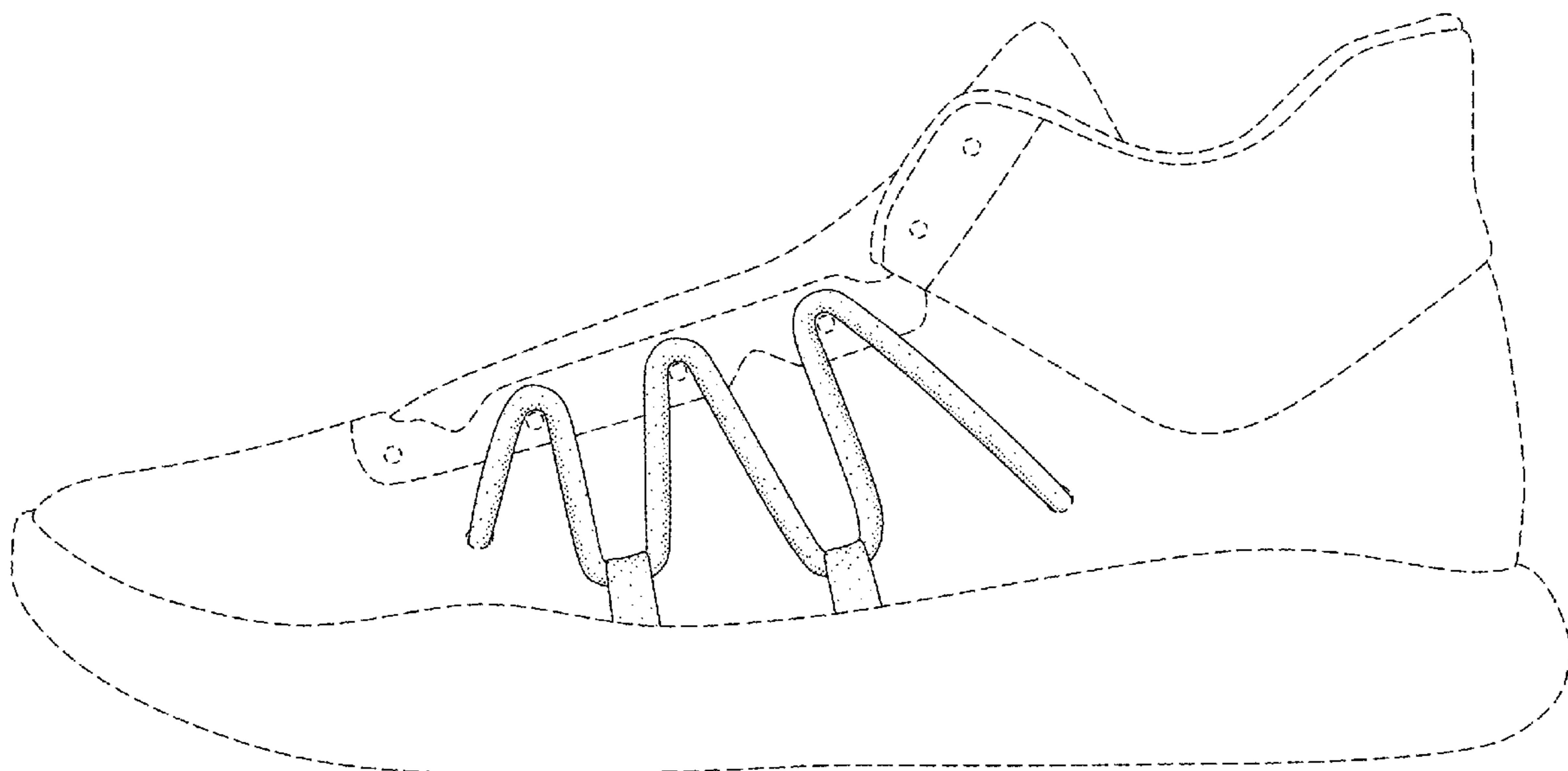
FIG. 2 is a side view thereof; and,

FIG. 3 is a second perspective view thereof.

The long and short broken lines are boundary lines, which define the bounds of the claimed design. These boundaries do not exist in reality in the article embodying the design. It is understood that the claimed design extends to these boundaries but does not include the boundaries.

The evenly-spaced broken lines shown in the drawings are directed to environment and form no part of the claimed design.

1 Claim, 3 Drawing Sheets



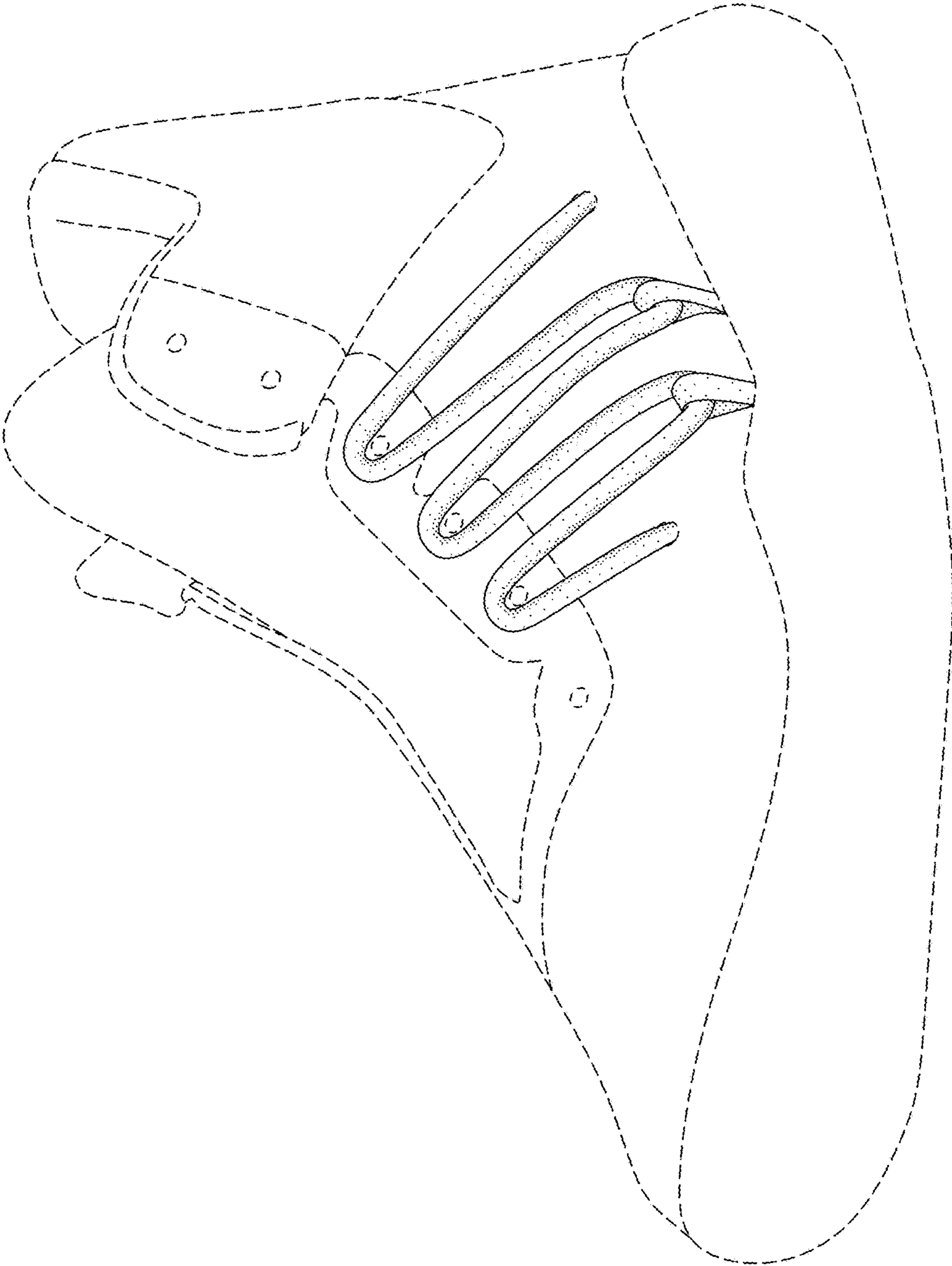


FIG. 1

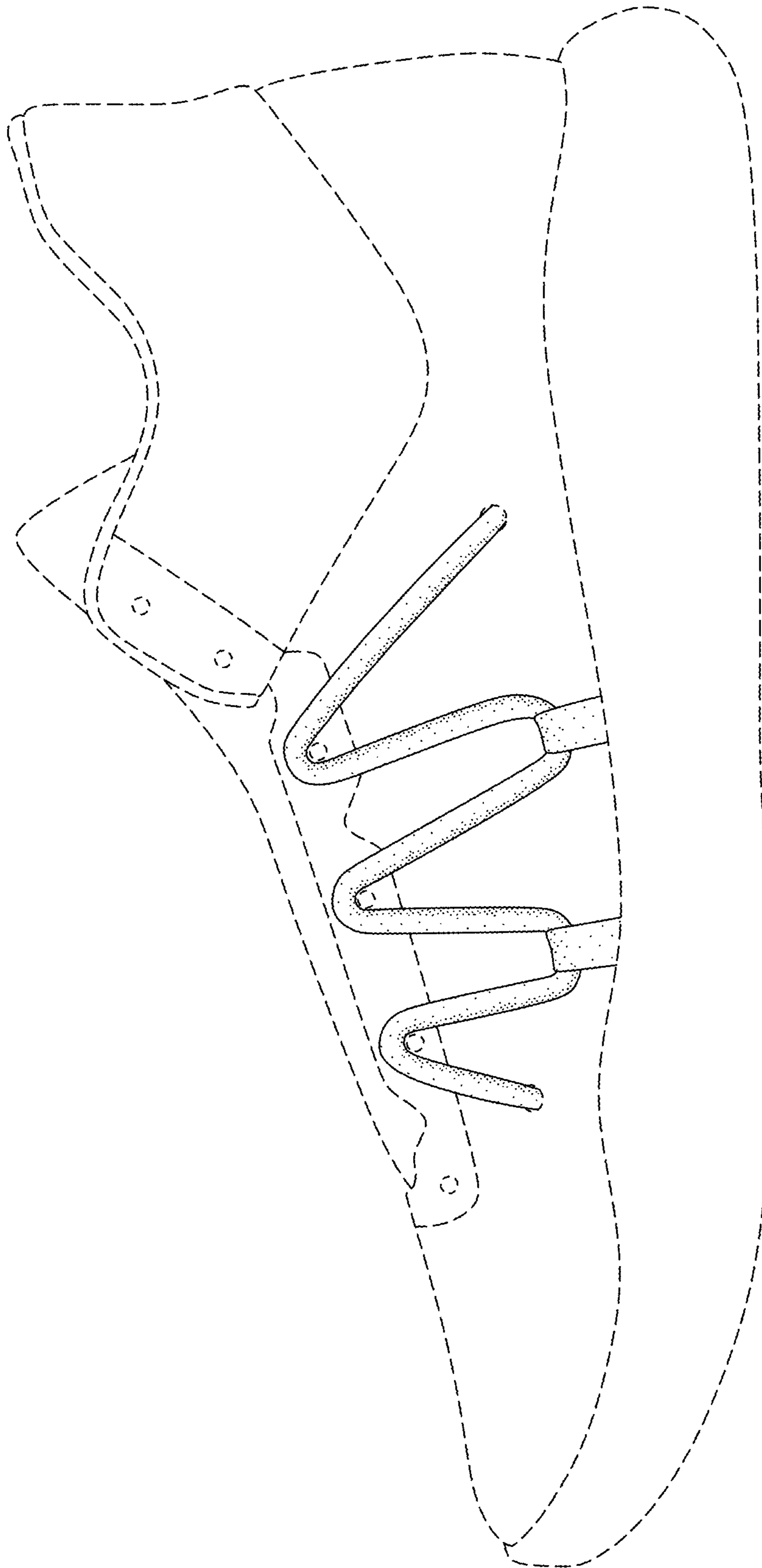


FIG. 2

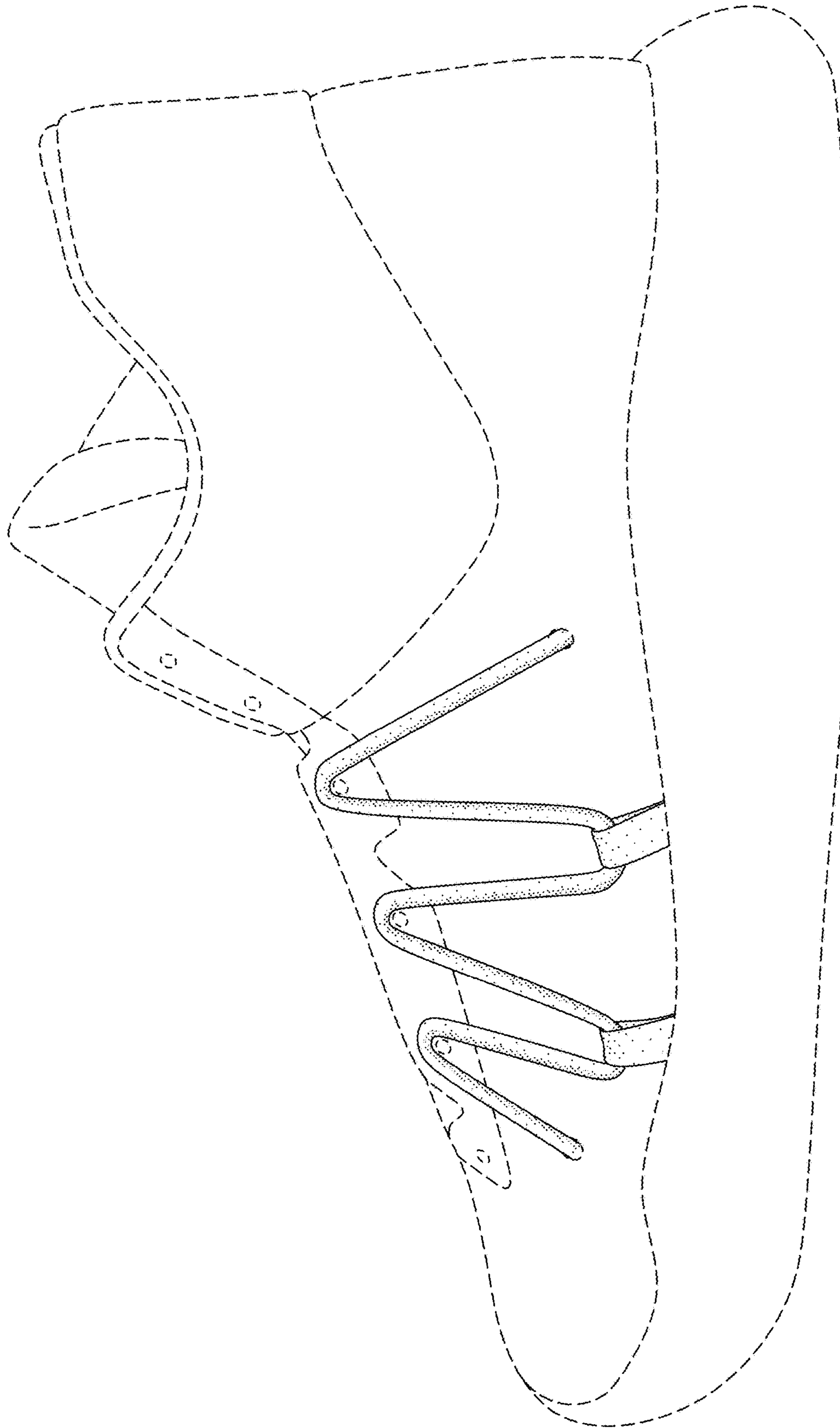


FIG. 3