



US00D809763S

(12) **United States Design Patent** (10) **Patent No.:** **US D809,763 S**  
**Martin** (45) **Date of Patent:** **\*\* Feb. 13, 2018**

(54) **SHOE UPPER**  
(71) Applicant: **NIKE, Inc.**, Beaverton, OR (US)  
(72) Inventor: **Angela N. Martin**, Lake Oswego, OR (US)  
(73) Assignee: **NIKE, Inc.**, Beaverton, OR (US)  
(\*\*) Term: **15 Years**  
(21) Appl. No.: **29/574,268**

D642,369 S 8/2011 Miner  
D643,204 S 8/2011 Roulo  
D643,613 S \* 8/2011 Smith ..... D2/972  
D653,441 S \* 2/2012 Hatfield ..... D2/972  
D677,875 S 3/2013 Pizzuti  
D678,667 S \* 3/2013 Carboy ..... D2/972  
D682,528 S 5/2013 Link  
D690,093 S \* 9/2013 Dombrow ..... D2/972  
D693,110 S 11/2013 Miner  
D694,507 S \* 12/2013 Carboy ..... D2/972  
D738,087 S 9/2015 Roulo  
D743,159 S \* 11/2015 McMillan ..... D2/972  
D750,881 S 3/2016 Hardman

(Continued)

(22) Filed: **Aug. 12, 2016**  
(51) **LOC (11) Cl.** ..... **02-04**  
(52) **U.S. Cl.**  
USPC ..... **D2/972**  
(58) **Field of Classification Search**  
USPC ..... D2/969, 970, 972-974, 977, 902,  
D2/906-912, 943-945, 980, 983, 901;  
D24/192  
CPC ... A43B 3/0047; A43B 3/0052; A43B 3/0057;  
A43B 3/0063; A43B 3/0068; A43B  
3/0073; A43B 1/04; A43B 1/06; A43B  
5/00; A43B 5/02; A43B 5/06; A43B 5/10;  
A43B 5/14; A43B 23/0245; A43B  
13/125; A43B 13/186; A43C 3/00; A43C  
7/06  
See application file for complete search history.

**OTHER PUBLICATIONS**

“Nike Dresses the Sock Dart in Glacier Blue,” Nike Sock Dart pictured therein, as posted at HypeBeast.com [online], posted on Apr. 17, 2017, [site visited Aug. 10, 2017]. Available on the Internet, <URL: <https://hypebeast.com/2017/4/nike-sock-dart-glacier-blue>>.\*

*Primary Examiner* — Jeffrey D Asch  
*Assistant Examiner* — Rebekah A Caruso  
(74) *Attorney, Agent, or Firm* — Banner & Witcoff, Ltd.

(57) **CLAIM**

The ornamental design for a shoe upper, as shown and described.

**DESCRIPTION**

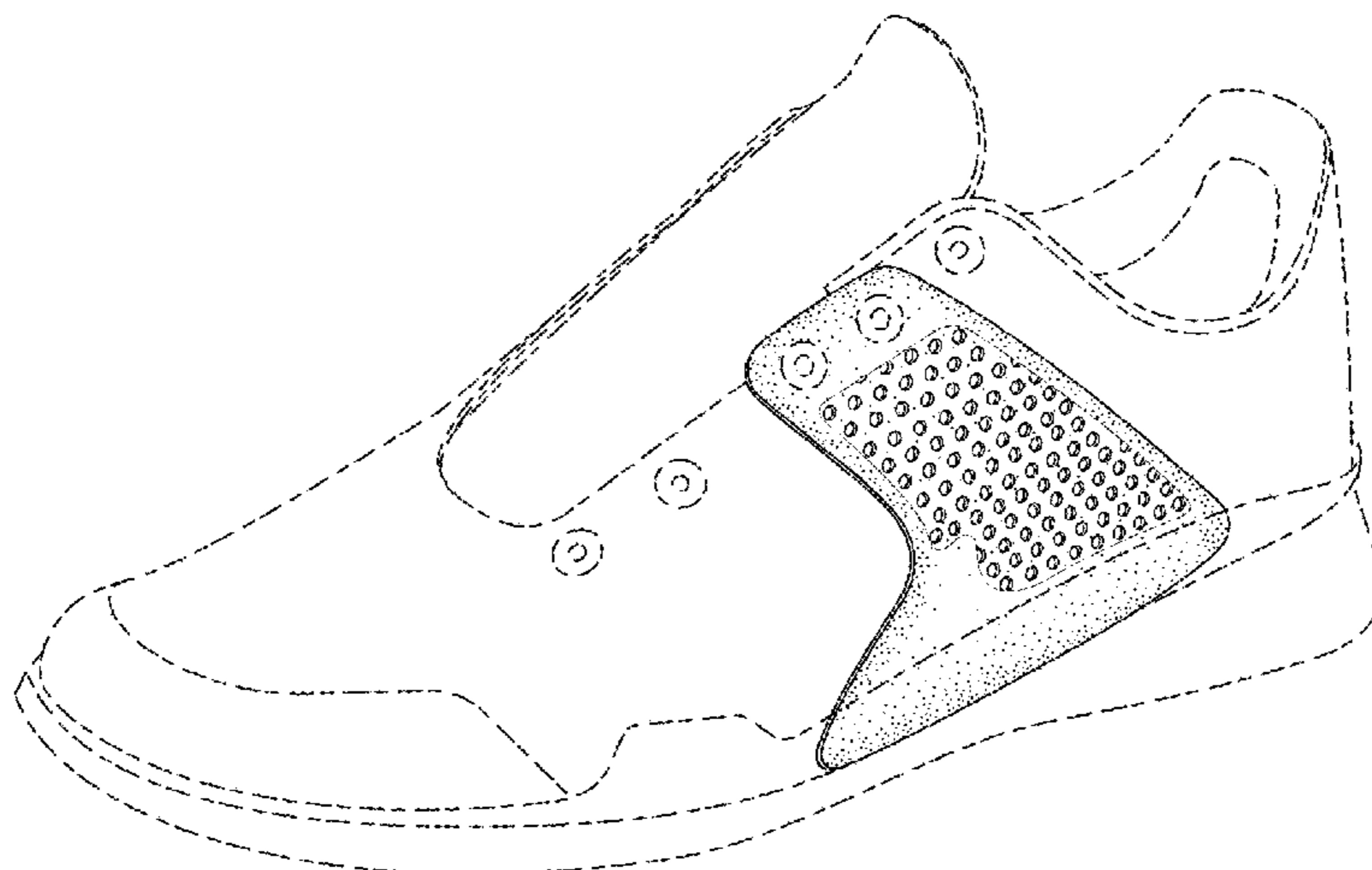
FIG. 1 is a front perspective view of a shoe upper showing my new design; FIG. 2 is a side view thereof; and, FIG. 3 is a rear perspective view thereof. The broken lines representing the two eyelet regions form no part of the claimed design. The broken lines showing the remainder of the shoe, including the broken line extending through the shaded area, are for environmental purposes only and form no part of the claimed design.

**1 Claim, 3 Drawing Sheets**

(56) **References Cited**

**U.S. PATENT DOCUMENTS**

D297,882 S \* 10/1988 Tong ..... D2/970  
D310,292 S \* 9/1990 Selbiger ..... D2/969  
D326,764 S \* 6/1992 Earle ..... D2/969  
D332,343 S \* 1/1993 Earle ..... D2/969  
D499,232 S \* 12/2004 Sakai ..... D2/902  
D510,474 S \* 10/2005 Henderson ..... D2/972  
D570,086 S \* 6/2008 McDowell ..... D2/969  
D574,587 S \* 8/2008 McDowell ..... D2/969  
D586,548 S \* 2/2009 Harlow ..... D2/972  
D639,031 S \* 6/2011 Smith ..... D2/909  
D641,968 S \* 7/2011 Miner ..... D2/972



(56)

**References Cited**

U.S. PATENT DOCUMENTS

D756,097	S	*	5/2016	Nascimento	.....	D2/970
D765,963	S	*	9/2016	Lopatic	.....	D2/969
D780,426	S	*	3/2017	Winfield	.....	D2/972
D781,563	S	*	3/2017	Chang	.....	D2/972
9,615,627	B2	*	4/2017	Nurse	.....	A43B 13/187

\* cited by examiner

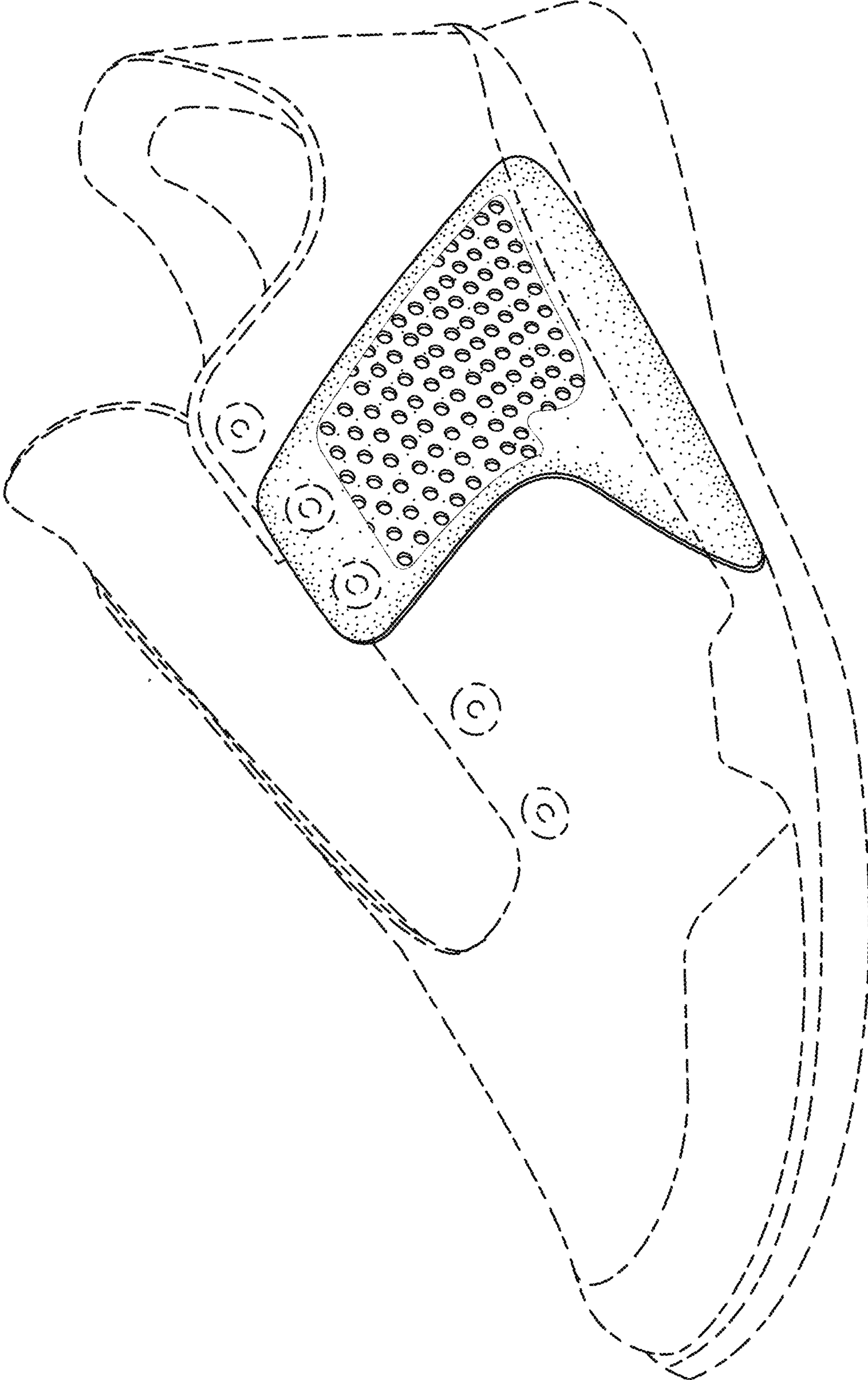


FIG. 1

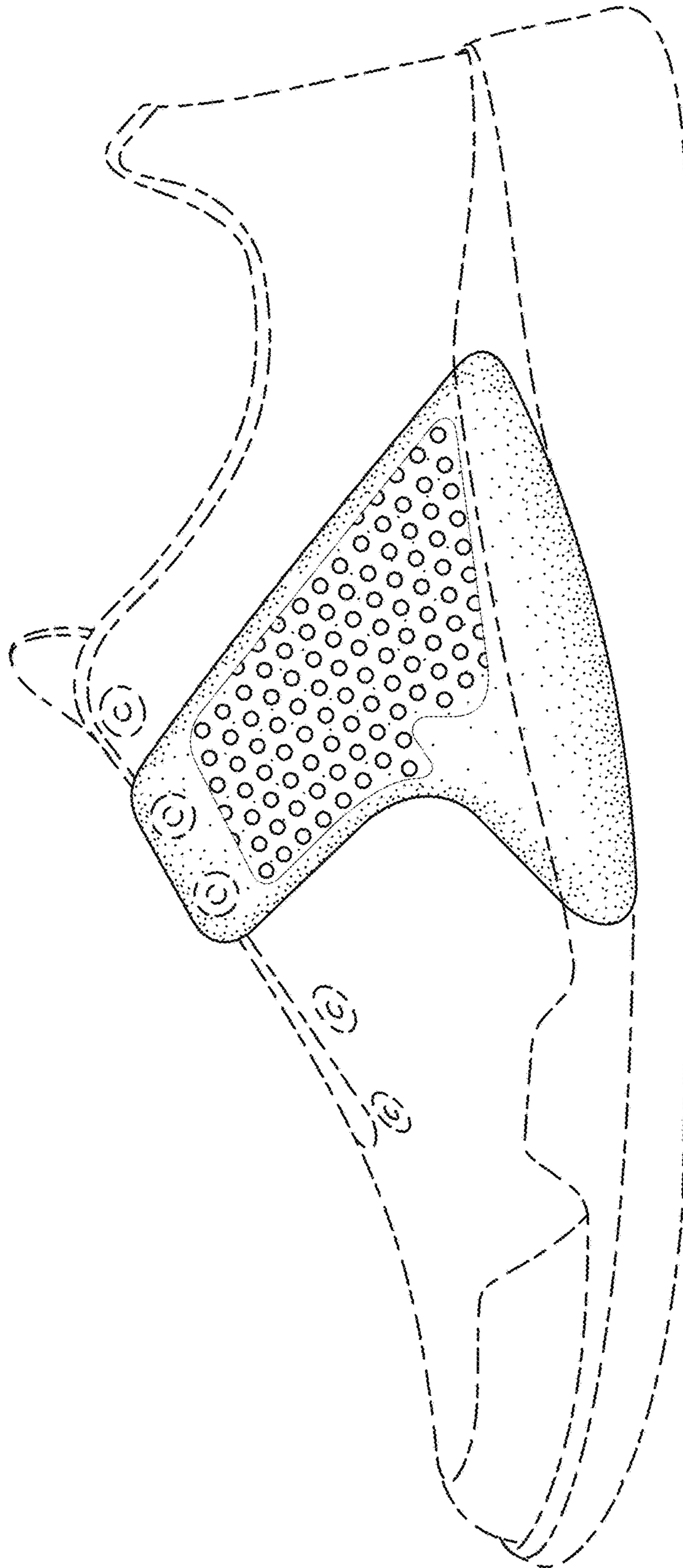


FIG. 2

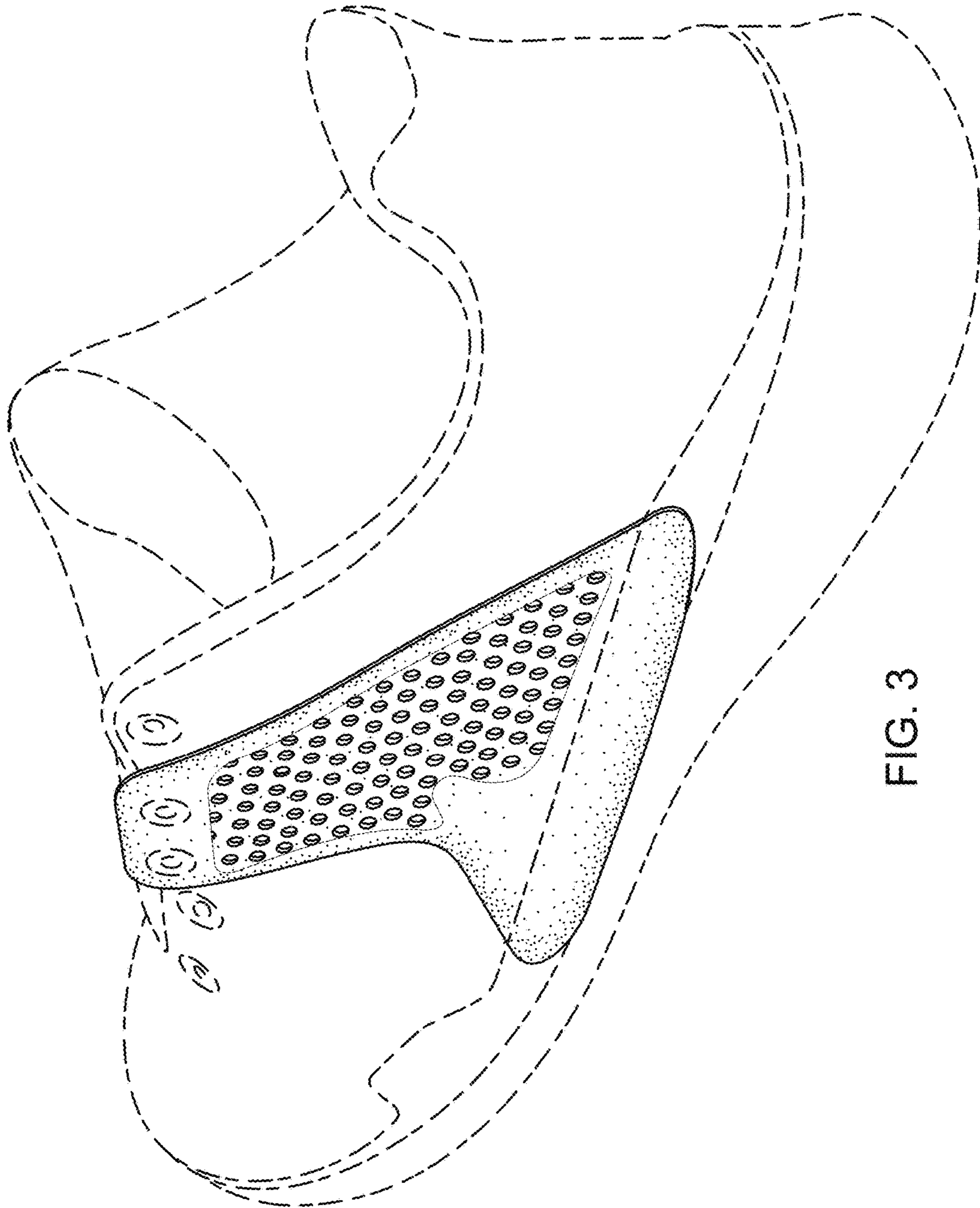


FIG. 3