



US00D809757S

(12) **United States Design Patent**
Ford

(10) **Patent No.:** **US D809,757 S**
(45) **Date of Patent:** **** Feb. 13, 2018**

- (54) **SHOE MIDSOLE**
- (71) Applicant: **NIKE, Inc.**, Beaverton, OR (US)
- (72) Inventor: **Timothy J. Ford**, Portland, OR (US)
- (73) Assignee: **NIKE, Inc.**, Beaverton, OR (US)
- (**) Term: **15 Years**
- (21) Appl. No.: **29/584,680**
- (22) Filed: **Nov. 16, 2016**
- (51) **LOC (11) Cl.** **02-04**
- (52) **U.S. Cl.**
USPC **D2/947**
- (58) **Field of Classification Search**
USPC D2/902, 906, 908, 916, 918, 925,
D2/946-962, 977; 36/3 B, 22 R, 24.5,
36/25 R, 28, 32 R, 34 R, 59 C, 67 A, 103
CPC A43B 13/00; A43B 13/02; A43B 13/023;
A43B 13/026; A43B 13/04; A43B 13/08;
A43B 13/10; A43B 13/12; A43B 13/14;
A43B 13/141; A43B 13/143; A43B
13/16; A43B 13/18; A43B 13/181; A43B
13/187; A43B 13/189; A43B 13/20; A43B
13/22; A43B 13/223; A43B 13/24; A43B
13/28; A43B 13/30; A43B 13/32; A43B
13/34; A43B 13/36
See application file for complete search history.

(56) **References Cited**

U.S. PATENT DOCUMENTS

D312,918 S	*	12/1990	Aveni	D2/977
D321,585 S	*	11/1991	Rogers	D2/977
D324,293 S	*	3/1992	Rogers	D2/977
D326,952 S	*	6/1992	Smith, III	D2/977
D330,798 S	*	11/1992	Hatfield	D2/977
D330,970 S	*	11/1992	Hatfield	D2/977
D331,143 S	*	11/1992	McDonald	D2/977

D334,275 S	*	3/1993	Miller	D2/902
D334,650 S	*	4/1993	Teague	D2/977
D334,832 S	*	4/1993	Hatfield	D2/977
D335,952 S	*	6/1993	Forland	D2/977
5,224,280 A	*	7/1993	Preman	A43B 13/181 36/107
D339,674 S	*	9/1993	Avar	D2/977
D342,377 S	*	12/1993	Smith	D2/955
D343,044 S	*	1/1994	Kilgore	D2/977
D347,318 S	*	5/1994	Avar	D2/947
D374,337 S	*	10/1996	Murai	D2/951
5,685,090 A	*	11/1997	Tawney	A43B 13/20 36/29
D393,358 S	*	4/1998	Teague	D2/947
D398,439 S	*	9/1998	McDonald	D2/947
D401,039 S	*	11/1998	Lupo	D2/947
D416,378 S	*	11/1999	McNaught	D2/946

(Continued)

Primary Examiner — T. Chase Nelson

(74) *Attorney, Agent, or Firm* — Shook, Hardy and Bacon L.L.P.

(57) **CLAIM**

The ornamental design for a shoe midsole, as shown and described.

DESCRIPTION

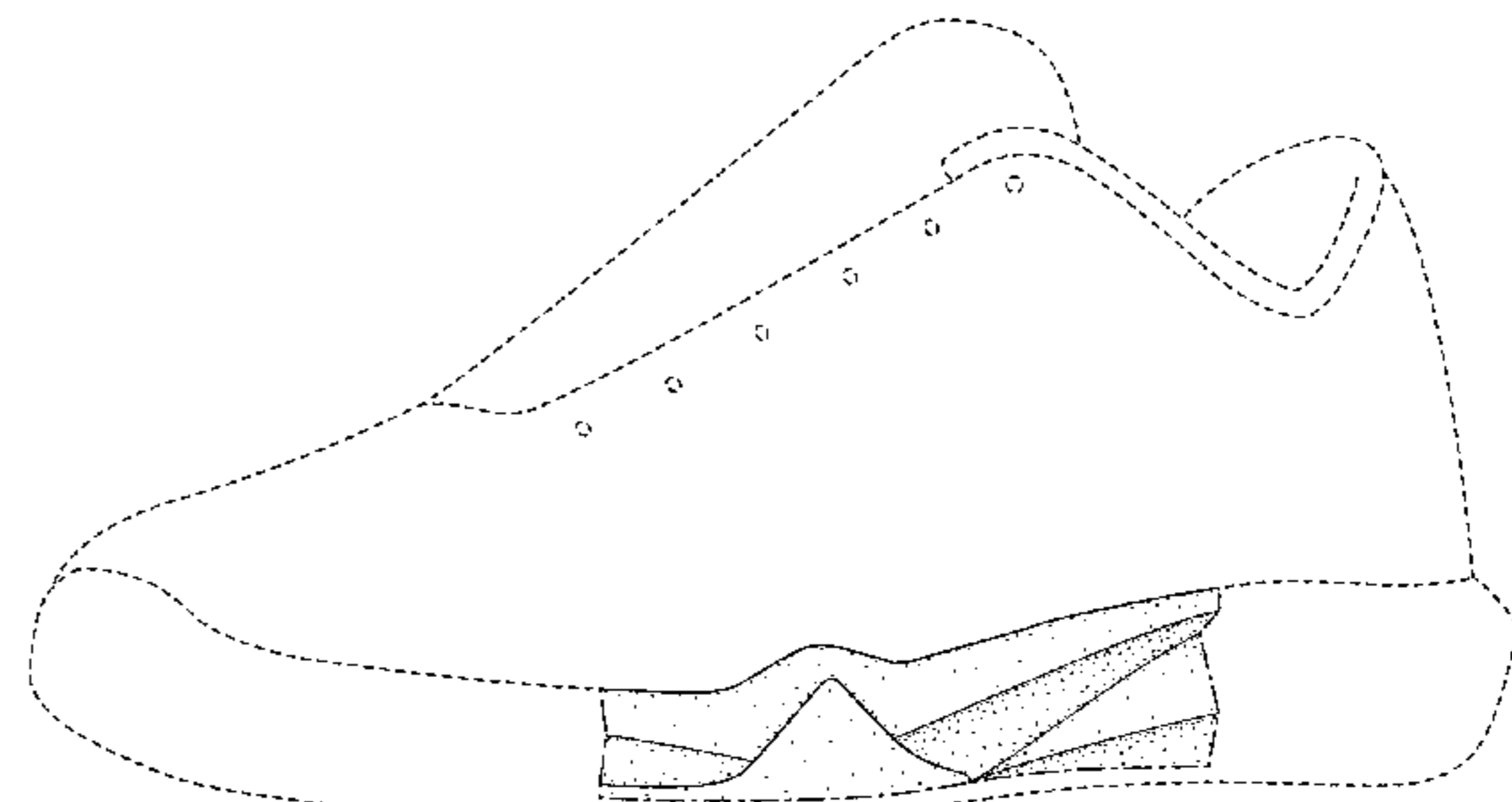
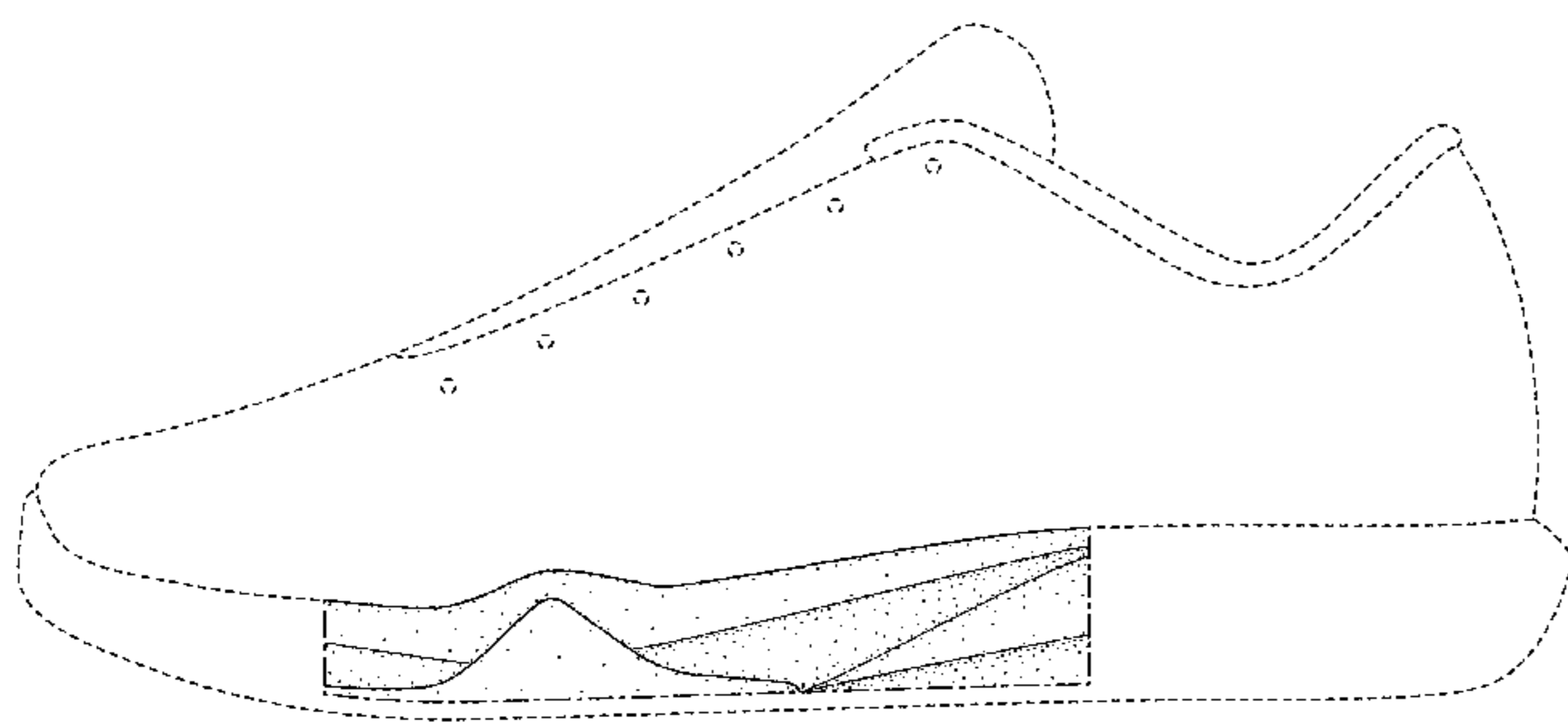
FIG. 1 is a lateral side view of a shoe midsole showing my new design;

FIG. 2 is a front lateral side perspective view thereof; and, FIG. 3 is a rear lateral side perspective view thereof.

The long and short broken lines are boundary lines, which define the bounds of the claimed design. These boundaries do not exist in reality in the article embodying the design. It is understood that the claimed design extends to these boundaries but does not include the boundaries.

The evenly-spaced broken lines shown in the drawings are directed to environment, are for informational purposes only, and form no part of the claimed design.

1 Claim, 3 Drawing Sheets



(56)

References Cited

U.S. PATENT DOCUMENTS

D421,830 S * 3/2000 Rohrbach D2/947
 D476,796 S * 7/2003 Meza D2/902
 D515,306 S * 2/2006 Andrews-Kramer D2/947
 D555,348 S * 11/2007 Bettencourt D2/977
 D555,891 S * 11/2007 Bettencourt D2/977
 D599,102 S * 9/2009 Purdom D2/977
 D648,514 S * 11/2011 Avar D2/946
 D662,697 S * 7/2012 Portzline D2/946
 D682,516 S * 5/2013 Avar D2/947
 D683,526 S * 6/2013 Day, Jr. D2/902
 D689,273 S * 9/2013 Hardman D2/947
 D689,675 S * 9/2013 Hardman D2/947
 D723,775 S * 3/2015 Dolce D2/951
 D743,153 S * 11/2015 Taylor D2/947
 D744,210 S * 12/2015 Hardman D2/947
 D765,366 S * 9/2016 Fogg D2/947

D773,159 S * 12/2016 Seamarks D2/947
 D776,420 S * 1/2017 Petrie D2/977
 D777,412 S * 1/2017 Antonelli D2/951
 D778,553 S * 2/2017 DeAlmeida D2/947
 D783,246 S * 4/2017 Chang D2/947
 D788,414 S * 6/2017 Golliff D2/909
 D789,052 S * 6/2017 Hardman D2/947
 D790,173 S * 6/2017 Raasch D2/947
 D792,685 S * 7/2017 Parrett D2/947
 D796,169 S * 9/2017 Winfield D2/947
 2002/0184793 A1 * 12/2002 Sato A43B 13/12
 36/30 R
 2010/0186255 A1 * 7/2010 Avar A43B 3/0036
 36/10
 2010/0199523 A1 * 8/2010 Mayden A43B 7/144
 36/103
 2012/0159814 A1 * 6/2012 Smith A43B 1/0081
 36/92

* cited by examiner

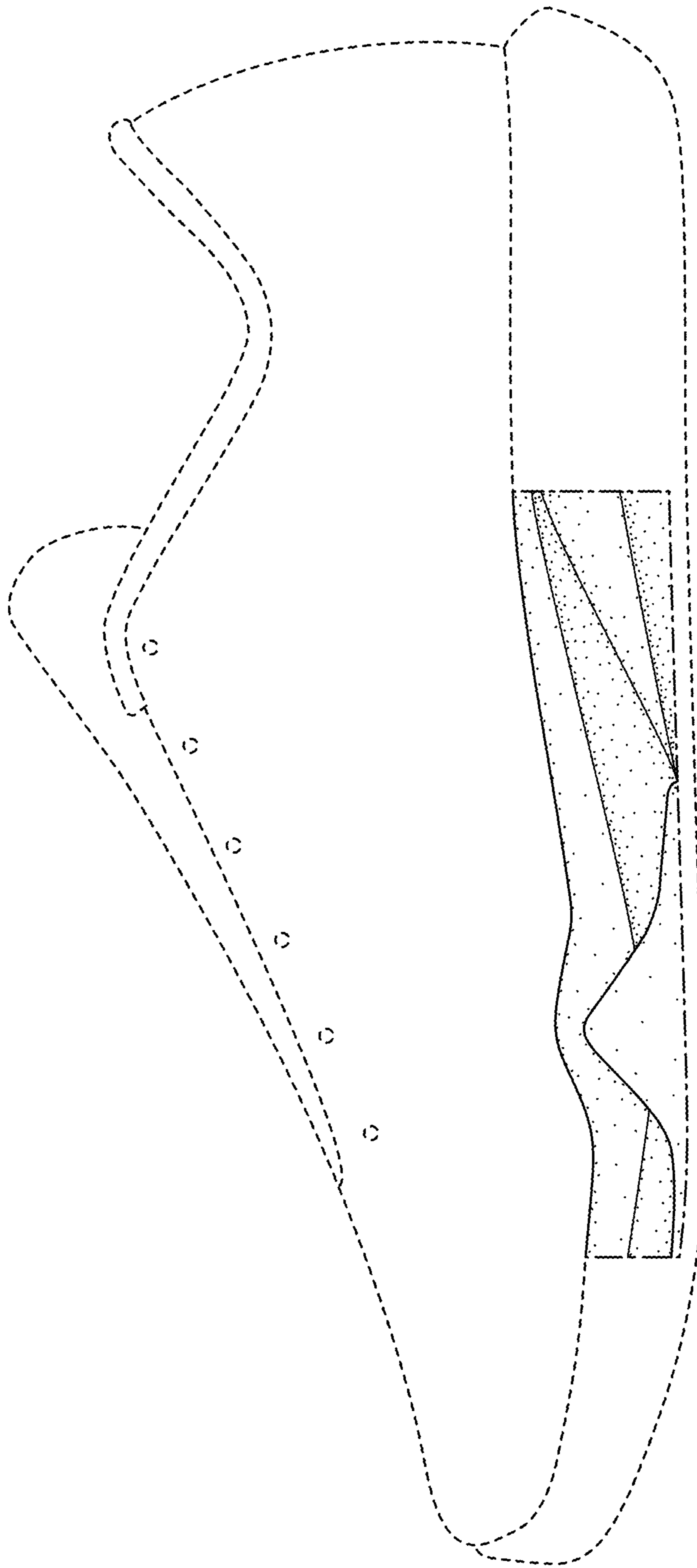


FIG. 1

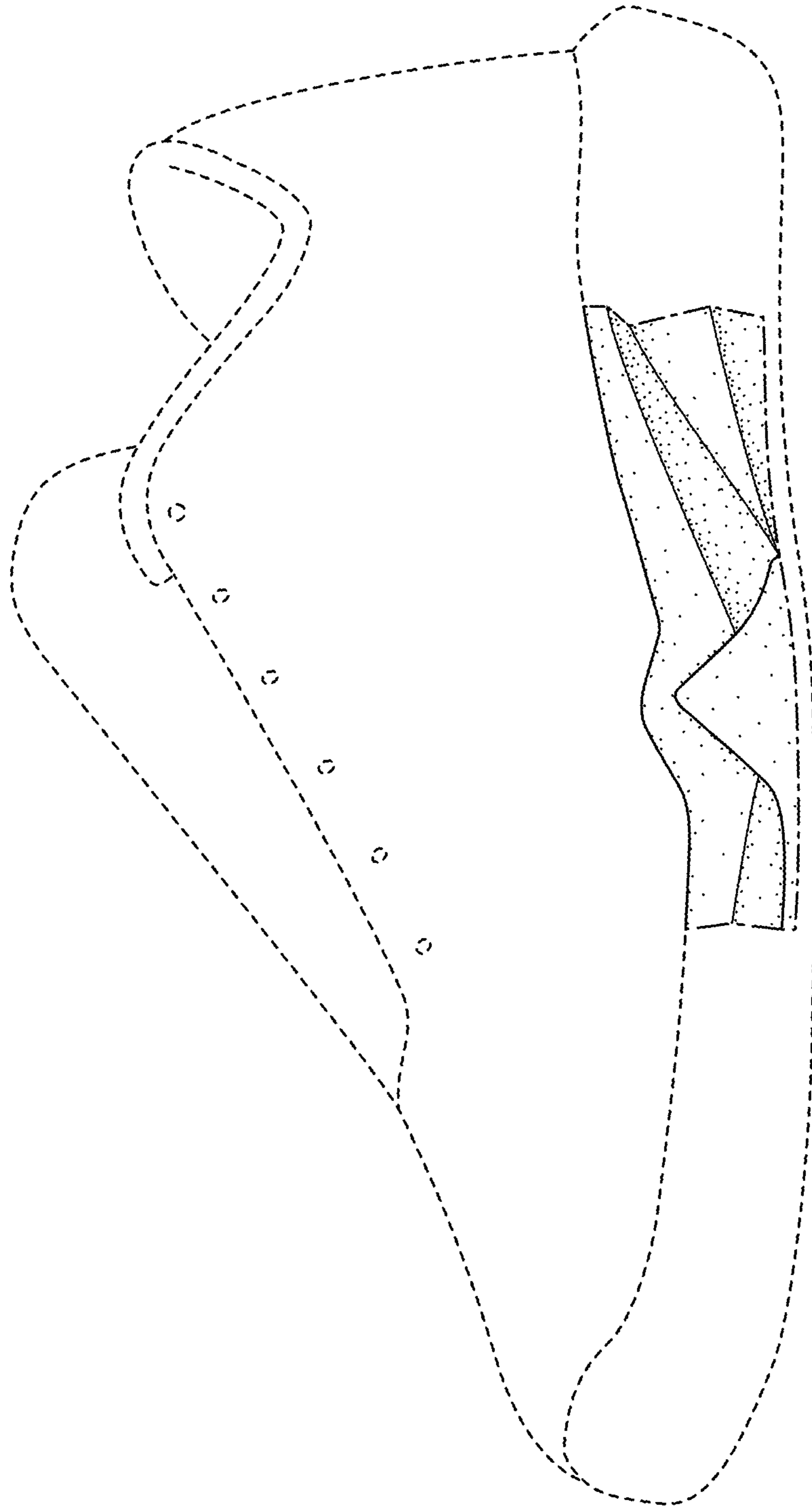


FIG. 2

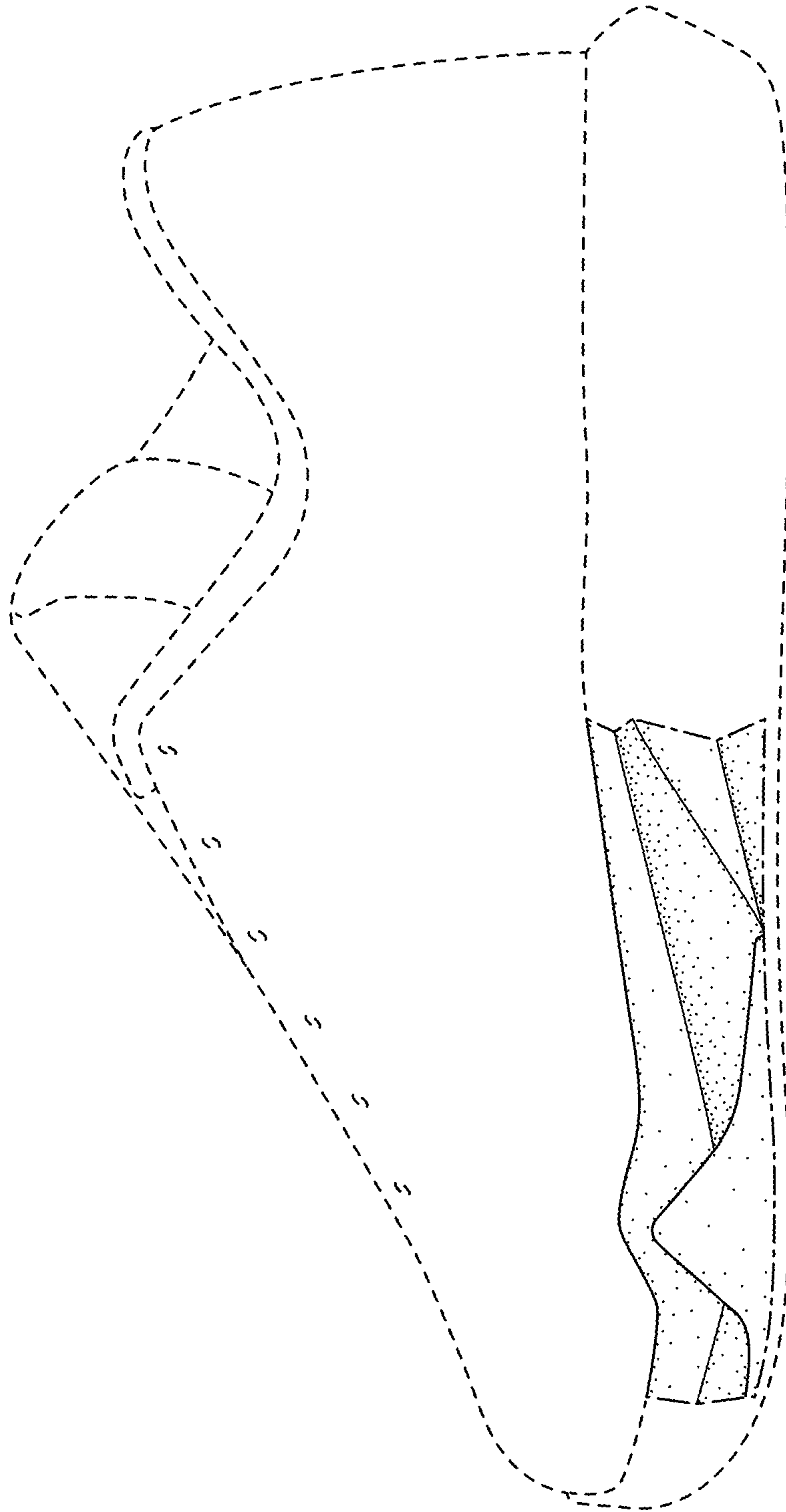


FIG. 3