

US00D809749S

(12) **United States Design Patent** (10) **Patent No.:** **US D809,749 S**
Castilho De Brito (45) **Date of Patent:** **** Feb. 13, 2018**

(54) **SHOE**

(71) Applicant: **GRENDENE S.A.**, Sobral (BR)

(72) Inventor: **Robson Castilho De Brito**, Caxias do Sul (BR)

(73) Assignee: **GRENDENE S.A.**, Sobral, CE (BR)

(**) Term: **15 Years**

(21) Appl. No.: **29/571,388**

(22) Filed: **Jul. 18, 2016**

(51) **LOC (11) Cl.** **02-04**

(52) **U.S. Cl.**
 USPC **D2/900; D2/945**

(58) **Field of Classification Search**
 USPC D2/896–898, 900–902, 946, 952, 969;
 36/45, 77 R, 50.1, 83, 88, 113, 114,
 36/126–130
 CPC .. A43B 11/00; A43B 3/30; A43B 3/28; A43B
 23/24
 See application file for complete search history.

D347,316 S * 5/1994 Minkin D2/900
 D410,962 S * 6/1999 Iwahashi D2/902
 D659,953 S * 5/2012 Van Zyll De Jong D2/907
 D660,566 S * 5/2012 Van Zyll De Jong D2/945
 D675,418 S * 2/2013 Van Zyll De Jong D2/945
 D677,865 S * 3/2013 Van Zyll De Jong D2/945
 D773,156 S * 12/2016 Slimane D2/907
 D774,287 S * 12/2016 Taestensen D2/908

* cited by examiner

Primary Examiner — Holly Baynham
Assistant Examiner — Rashida C Walshon
 (74) *Attorney, Agent, or Firm* — Hauptman Ham, LLP;
 Sean A. Passino; Rachel K. Pilloff

(57) **CLAIM**

An ornamental design for a shoe, as shown and described.

DESCRIPTION

FIG. 1 is a perspective view of a shoe showing my new design;
 FIG. 2 is a side elevational view of the inside (arch-side) thereof;
 FIG. 3 is a side elevational view of the outside thereof;
 FIG. 4 is a top plan view thereof;
 FIG. 5 is a bottom plan view thereof;
 FIG. 6 is an elevational front (toe) view thereof; and,
 FIG. 7 is an elevational rear (heel) view thereof.

1 Claim, 7 Drawing Sheets

(56) **References Cited**

U.S. PATENT DOCUMENTS

D294,653 S * 3/1988 Le D2/900
 D301,934 S * 7/1989 Simonin D2/900





FIG. 1




FIG. 2




FIG. 3




FIG. 4



FIG. 5




FIG. 6




FIG. 7