



US00D809737S

(12) **United States Design Patent** (10) **Patent No.:** **US D809,737 S**
Philips et al. (45) **Date of Patent:** **** Feb. 6, 2018**

(54) **PINE MEMORIAL MARKER**

OTHER PUBLICATIONS

(71) Applicant: **MATTHEWS RESOURCES, INC.**,
Wilmington, DE (US)
(72) Inventors: **Dave Philips**, Pittsburgh, PA (US);
Chris Kroll, Pittsburgh, PA (US)
(73) Assignee: **Matthews International Corporation**,
Pittsburgh, PA (US)

Bronze, posted at Lawnwoodmemorialpark.com, posted on Feb. 13, 2017, site visited Sep. 20, 2017, <http://www.lawnwoodmemorialpark.Com/markers/>.*
Bronze Cemetery Markers—Bronze Grave Markers, posted at Clearstreammonuments.com, posted on © 2010, site visited Sep. 20, 2017, <http://clearstreammonuments.com/memorials/bronze_cemetery_markers.php?cat=29&pg=2>.*

(**) Term: **15 Years**

* cited by examiner

(21) Appl. No.: **29/578,741**

Primary Examiner — Barbara Fox

(22) Filed: **Sep. 23, 2016**

(74) Attorney, Agent, or Firm — Pepper Hamilton LLP

(51) **LOC (11) Cl.** **25-03**

(52) **U.S. Cl.**

USPC **D99/21**

(58) **Field of Classification Search**

USPC D11/31, 33, 57, 63–64, 69, 82, 100, 115,
D11/118, 134, 137, 139, 158, 173,
D11/224–225, 233, 239, 241; D99/17,
D99/21, 22; D20/26, 30, 34; D21/576,
D21/650; D26/17, 19; D6/358–359;
D9/630, 655, 657–659, 661, 663

CPC E04H 13/00; E04H 13/001; E04H 13/003;
E04H 13/008; A44C 1/00; A44C 3/001;
A44C 3/005; A47G 33/02; G09F 3/00;
G09F 19/00; G09F 19/02

See application file for complete search history.

(56) **References Cited**

U.S. PATENT DOCUMENTS

D43,029 S * 9/1912 Sonn D20/26
D86,459 S * 3/1932 Nutter D99/22
4,631,859 A * 12/1986 Letter A47G 7/06
47/41.1
2013/0061540 A1* 3/2013 Denney E04H 13/003
52/103

(57) **CLAIM**


The ornamental design for a pine memorial marker, as shown and described.

DESCRIPTION

FIG. 1 is a front perspective view of a pine leaf memorial marker, showing the new design;
FIG. 2 is a front elevation view thereof;
FIG. 3 is a back elevation view thereof;
FIG. 4 is a right side elevation view thereof;
FIG. 5 is a left side elevation view thereof;
FIG. 6 is a top plan view thereof; and,
FIG. 7 is a bottom plan view thereof.

The broken lines in the drawings depict portions of the pine leaf memorial marker that form no part of the claimed design.

1 Claim, 5 Drawing Sheets



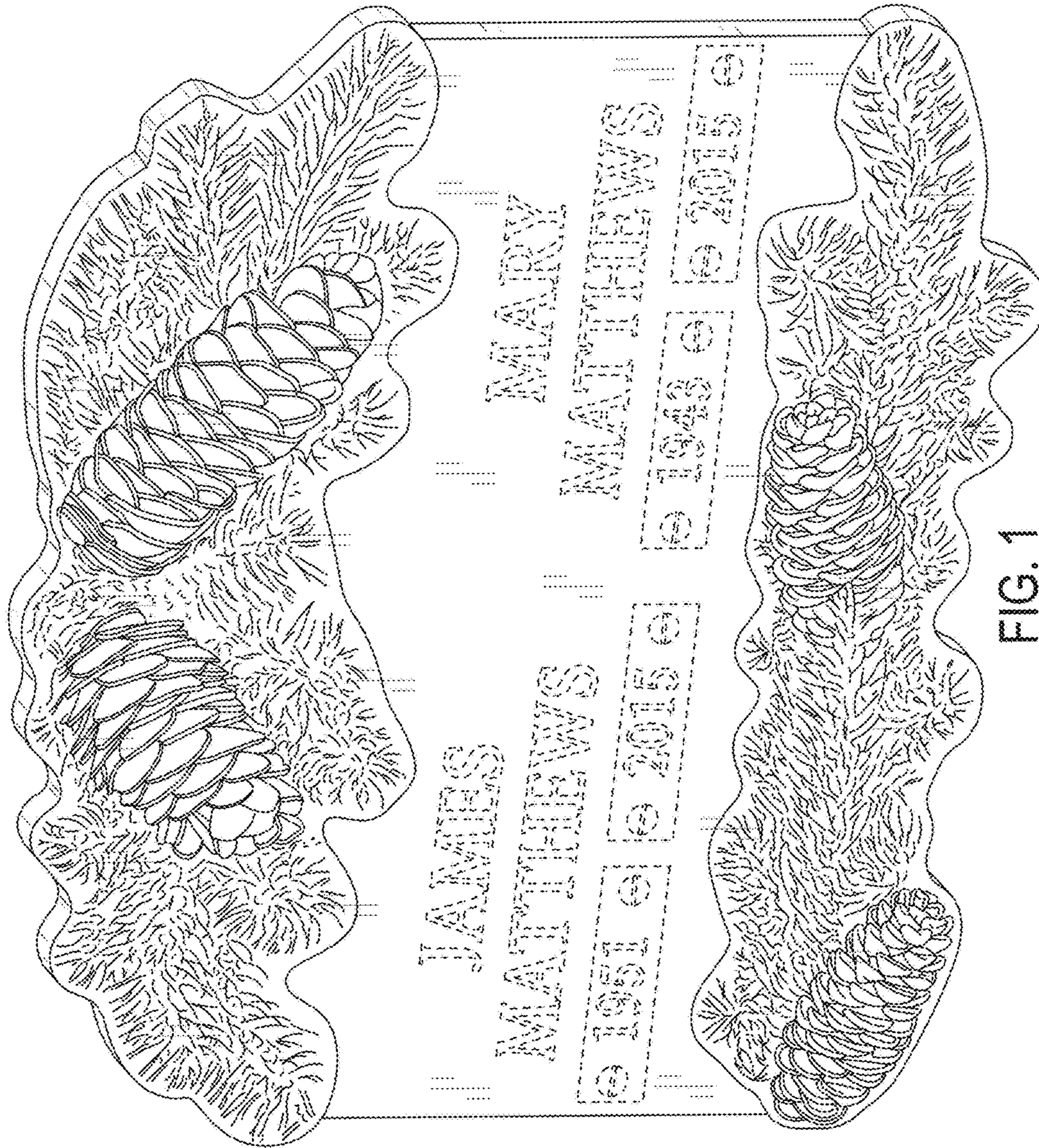


FIG. 1

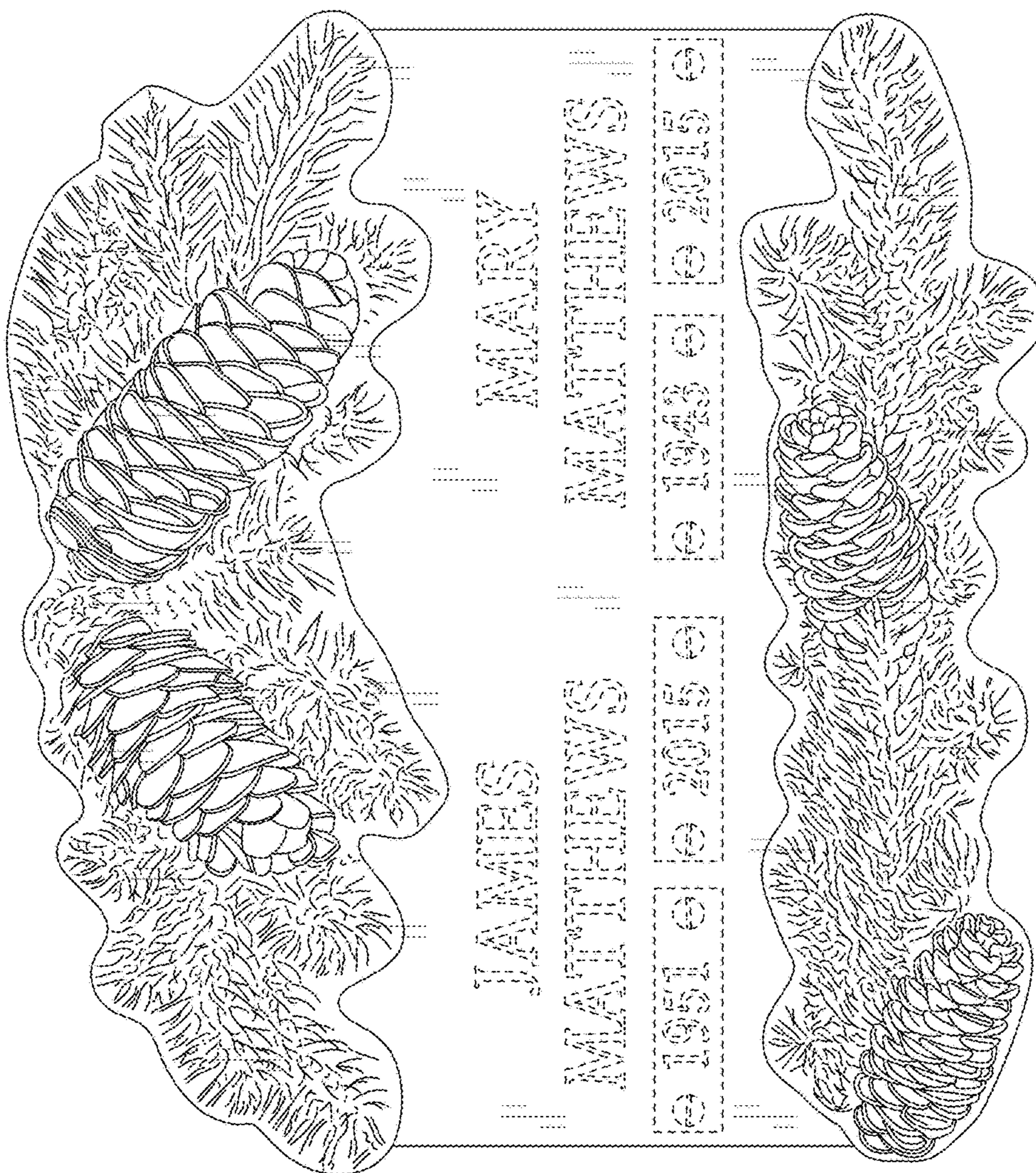


FIG. 2




FIG. 3



FIG. 4



FIG. 5



FIG. 6



FIG. 7