



US00D809681S

(12) **United States Design Patent**
Reinhart et al.

(10) **Patent No.:** **US D809,681 S**

(45) **Date of Patent:** **** Feb. 6, 2018**

(54) **SHIM FOR ROOF AND WALL PANELS**

(71) Applicant: **ATAS International, Inc.**, Allentown, PA (US)

(72) Inventors: **Patrick James Reinhart**, Bethlehem, PA (US); **James Peter Bus**, Orefield, PA (US); **James Elmer Bush**, Walnutport, PA (US); **David Allen Smith**, Walnutport, PA (US)

(73) Assignee: **ATAS International, Inc.**, Allentown, PA (US)

(**) Term: **15 Years**

(21) Appl. No.: **29/552,837**

(22) Filed: **Jan. 26, 2016**

(51) **LOC (11) Cl.** **25-99**

(52) **U.S. Cl.**
USPC **D25/199**

(58) **Field of Classification Search**
USPC D25/199; D8/354, 355; 403/409.1
CPC E06B 1/6069; E06B 1/62; E04C 5/168;
E04C 5/18; E04C 5/206; E04B 2002/028;
E04B 2002/0282

See application file for complete search history.

(56) **References Cited**

U.S. PATENT DOCUMENTS

1,800,942	A *	4/1931	Johnson	B21D 53/00 228/137
1,886,168	A *	11/1932	Cook	B60G 11/113 267/52
1,949,114	A *	2/1934	Darrach	F16C 35/02 384/626
1,951,730	A *	3/1934	Johnson	F16C 25/00 384/626
2,124,866	A *	7/1938	Young	F16B 43/00 384/626
3,804,351	A *	4/1974	Kaneko	G11B 23/087 242/343.2

4,071,213	A *	1/1978	Dauberger	F16L 3/10 248/74.1
4,075,518	A *	2/1978	Koehler	G04C 13/11 310/156.32
4,531,564	A *	7/1985	Hanna	E04B 2/7405 160/229.1
5,071,438	A *	12/1991	Jones	A61F 2/3868 623/20.29
5,609,645	A *	3/1997	Vinciguerra	A61F 2/30734 623/20.28

(Continued)

OTHER PUBLICATIONS

Above Sheathing Ventilation, ASV Spacer Shim (on-line), dated Jul. 18, 2015. Retrieved from Internet May 10, 2017, URL: <https://web.archive.org/web/20150718032432/https://www.atas.com/sustainable/above-sheathing-ventilation> (2 pages).*

Primary Examiner — Vy Koenig

Assistant Examiner — Kimberly Barnes

(74) *Attorney, Agent, or Firm* — Design IP

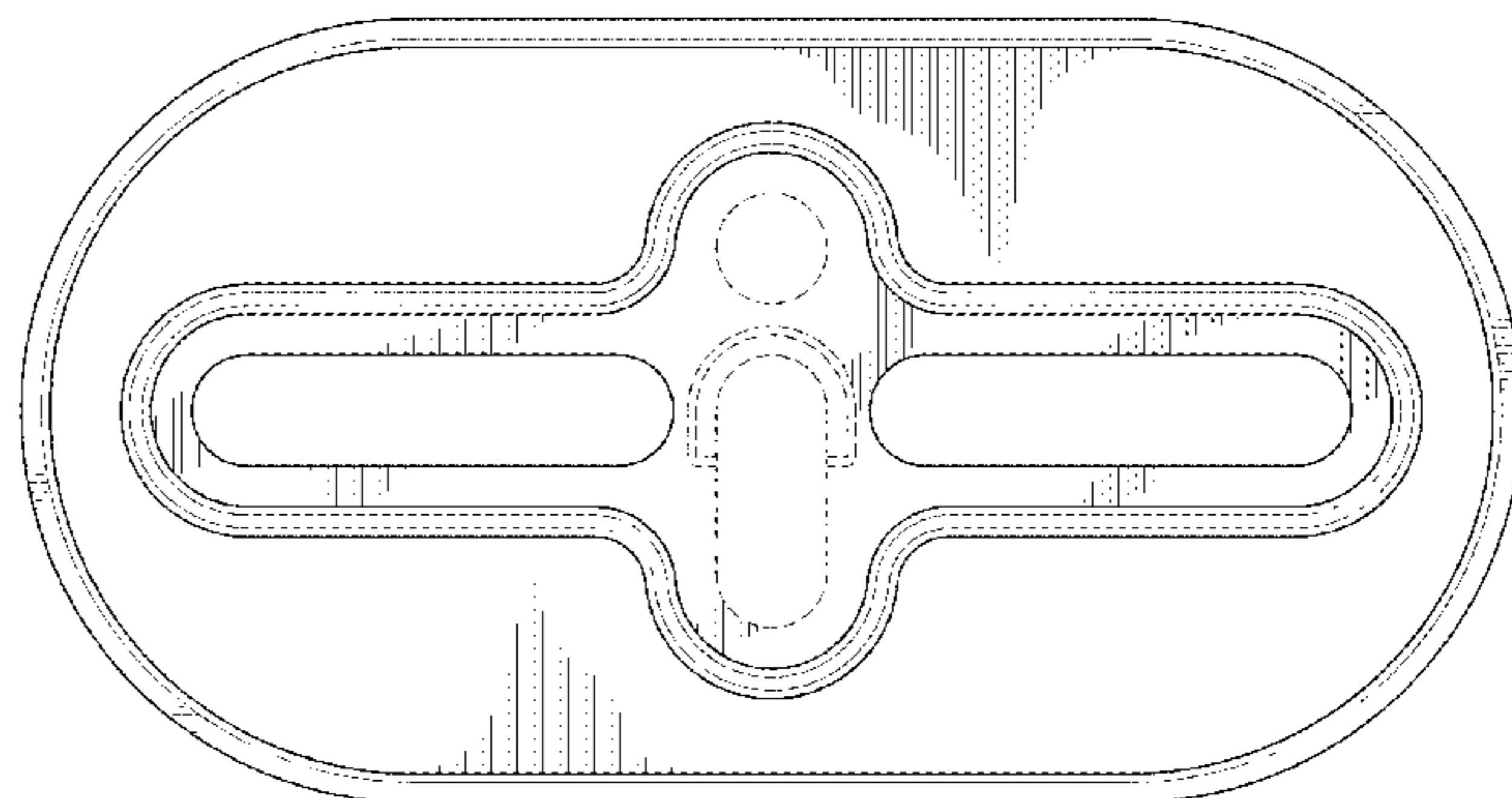
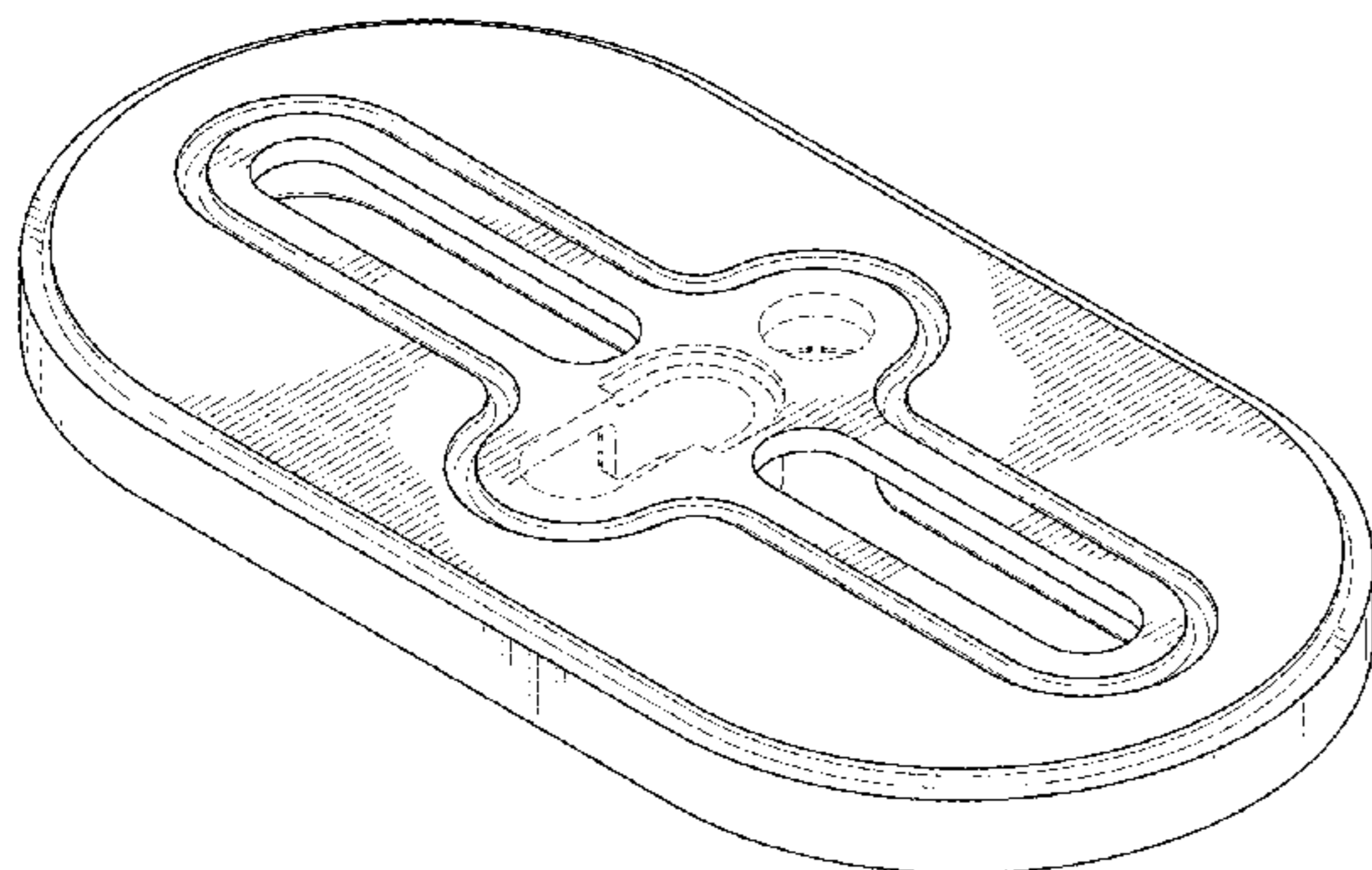
(57) **CLAIM**

The ornamental design for a shim for roof and wall panels, as shown and described.

DESCRIPTION

FIG. 1 is a top, front, left perspective view of a shim for roof and wall panels showing our new design; FIG. 2 is a right side elevation view thereof; FIG. 3 is a left side elevation view thereof; FIG. 4 is a rear elevation view thereof; FIG. 5 is a front elevation view thereof; FIG. 6 is a top plan view thereof; FIG. 7 is a bottom plan view thereof; and, FIG. 8 is a bottom, rear, left perspective view thereof. The broken lines in FIGS. 1, 6, 7, and 8 depict features of the shim for roof and wall panels that form no part of the claimed design.

1 Claim, 6 Drawing Sheets



(56)

References Cited

U.S. PATENT DOCUMENTS

6,048,140 A * 4/2000 Johnson B23C 5/109
407/113
D469,889 S * 2/2003 O'Hagin D25/199
D658,972 S * 5/2012 Virgin D8/349
9,597,090 B2 * 3/2017 Claypool A61B 17/157

* cited by examiner

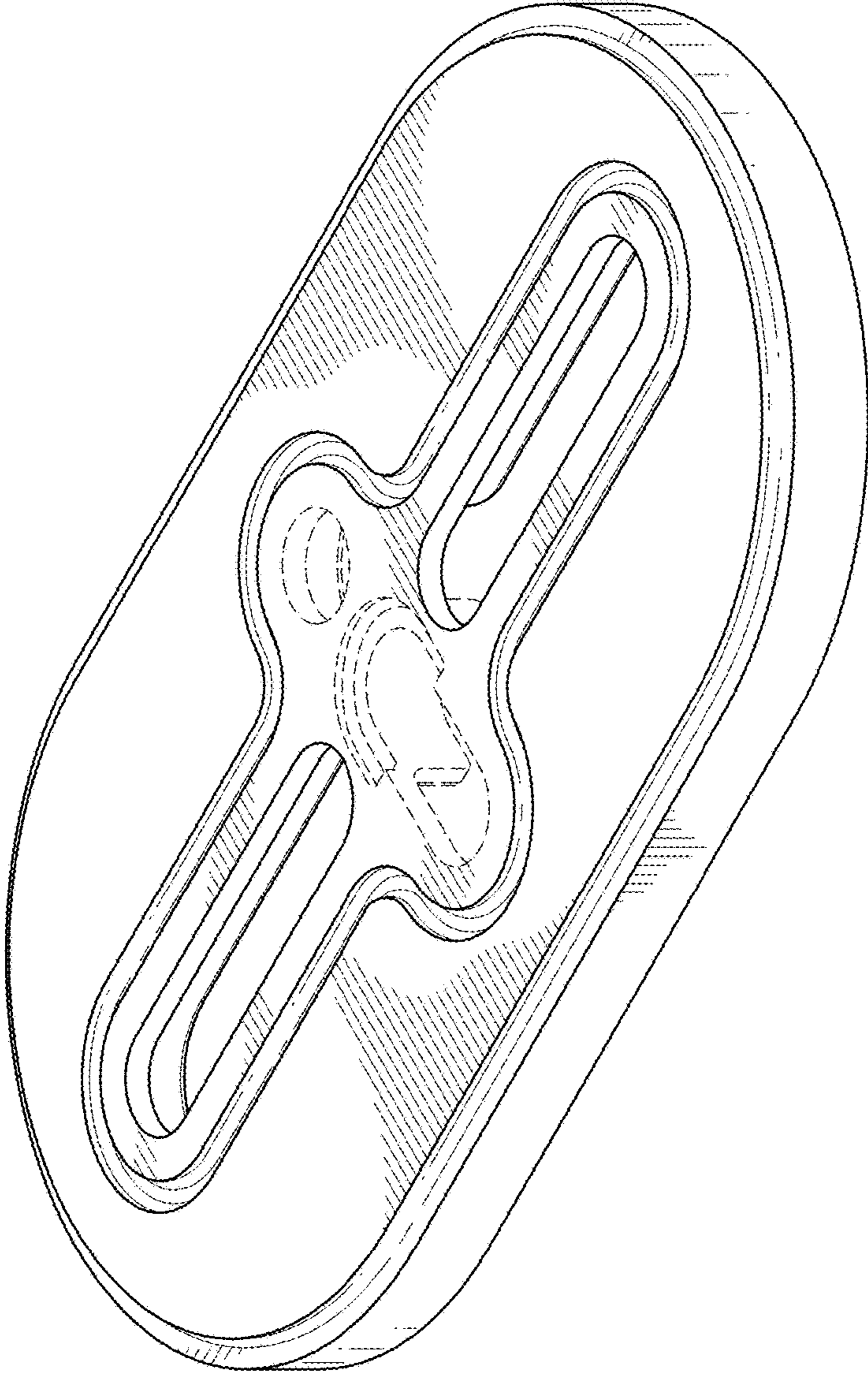


FIG. 1




FIG. 2




FIG. 3




FIG. 4



FIG. 5

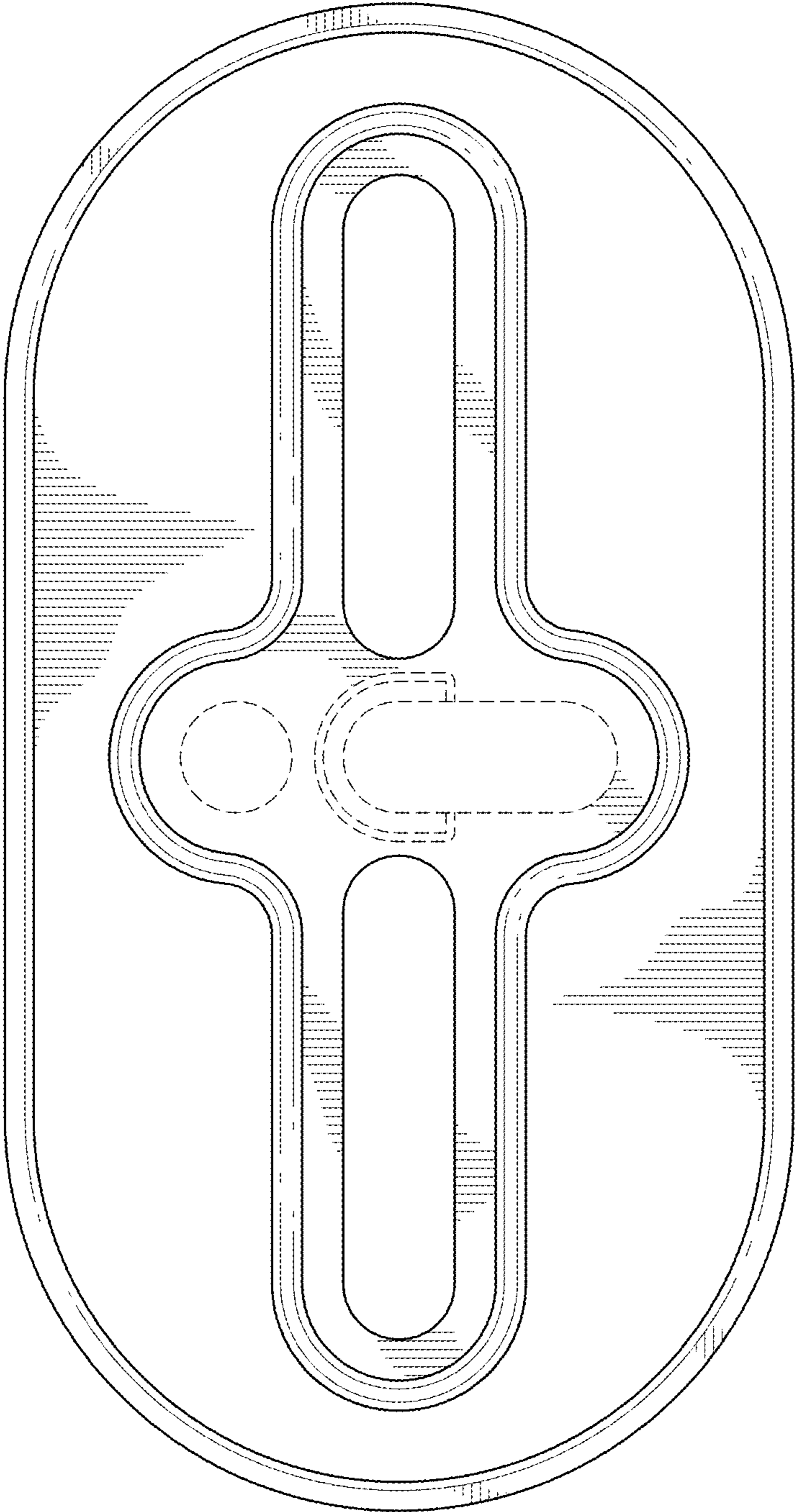


FIG. 6

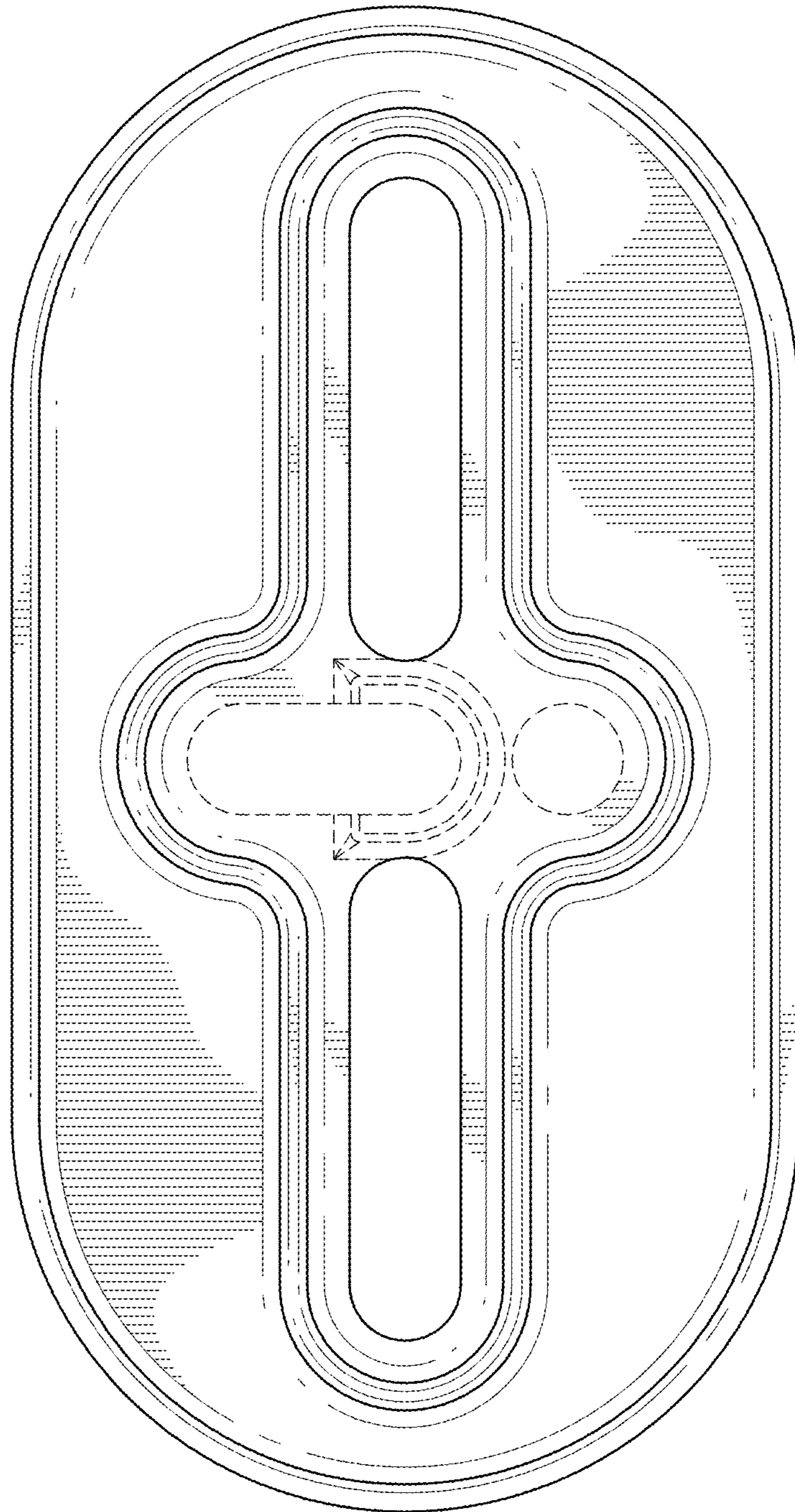


FIG. 7

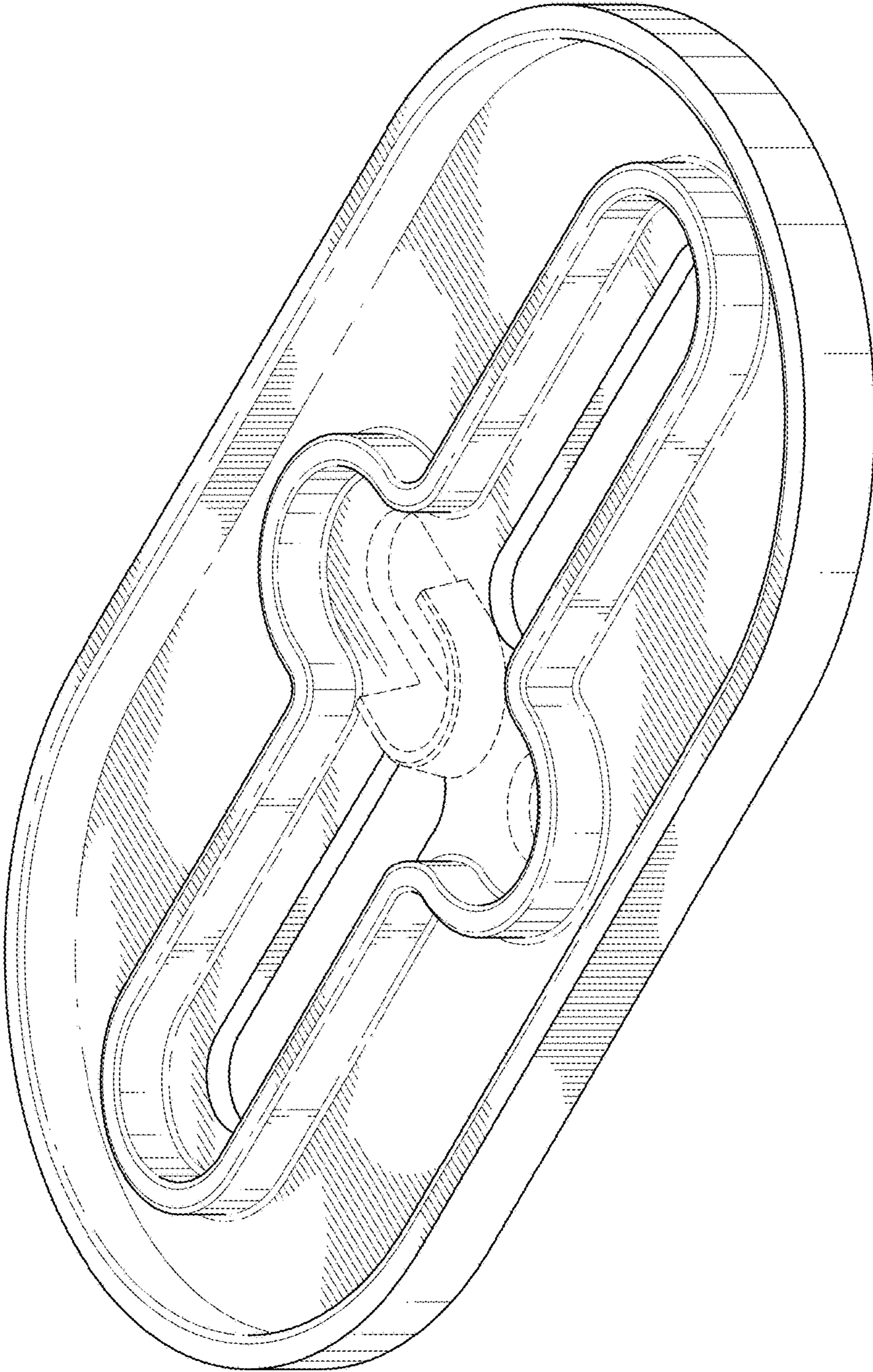


FIG. 8