



US00D809671S

(12) **United States Design Patent** (10) **Patent No.:** **US D809,671 S**
Steffes et al. (45) **Date of Patent:** **** Feb. 6, 2018**

(54) **MANUFACTURED SIDING PANEL WITH FRAME**

FOREIGN PATENT DOCUMENTS

(71) Applicant: **CERTAINEED CORPORATION**,
Malvern, PA (US)

EP 2010616 B1 1/2009
WO 2006009762 A1 1/2006
(Continued)

(72) Inventors: **Stephen W. Steffes**, McPherson, KS (US); **David J. Stucky**, Grass Lake, MI (US); **Andrew Clyde Brandt**, Pottstown, PA (US); **Robert D. Shaw**, Parma, MI (US); **Nikki Whitney**, Lansing, MI (US)

OTHER PUBLICATIONS

U.S. Appl. No. 14/861,868, filed Sep. 22, 2015, Inventors Stephen W. Steffes et al.

(Continued)

(73) Assignee: **CERTAINEED CORPORATION**,
Malvern, PA (US)

Primary Examiner — Susan Bennett Hattan
Assistant Examiner — Leanne Was-Englehart
(74) *Attorney, Agent, or Firm* — Abel Law Group, LLP;
Alexander H Plache

(**) Term: **15 Years**

(57) **CLAIM**

(21) Appl. No.: **29/550,927**

We claim the ornamental design for a manufactured siding panel with frame, as shown and described.

(22) Filed: **Jan. 8, 2016**

DESCRIPTION

Related U.S. Application Data

(63) Continuation-in-part of application No. 14/861,868, filed on Sep. 22, 2015, which is a continuation of (Continued)

(51) **LOC (11) Cl.** **25-02**

(52) **U.S. Cl.**
USPC **D25/61**

(58) **Field of Classification Search**
USPC D25/61, 138, 141, 142, 152, 164;
52/319, 355, 375, 418, 431, 432, 434,
(Continued)

FIG. 1 is a front isometric view of a manufactured siding panel with frame, the broken lines depicting portions of the siding panel that form no part of the claim.

FIG. 2 is a rear isometric view of the siding panel of FIG. 1, the broken lines depicting portions of the siding panel that form no part of the claim.

FIG. 3 is a left side view of the siding panel of FIG. 1, the broken lines depicting portions of the siding panel that form no part of the claim.

FIG. 4 is a front view of the siding panel of FIG. 1, the broken lines depicting portions of the siding panel that form no part of the claim.

FIG. 5 is a rear view of the siding panel of FIG. 1, the broken lines depicting portions of the siding panel that form no part of the claim; and,

FIG. 6 is a right side view of the siding panel of FIG. 1, the broken lines depicting portions of the siding panel that form no part of the claim.

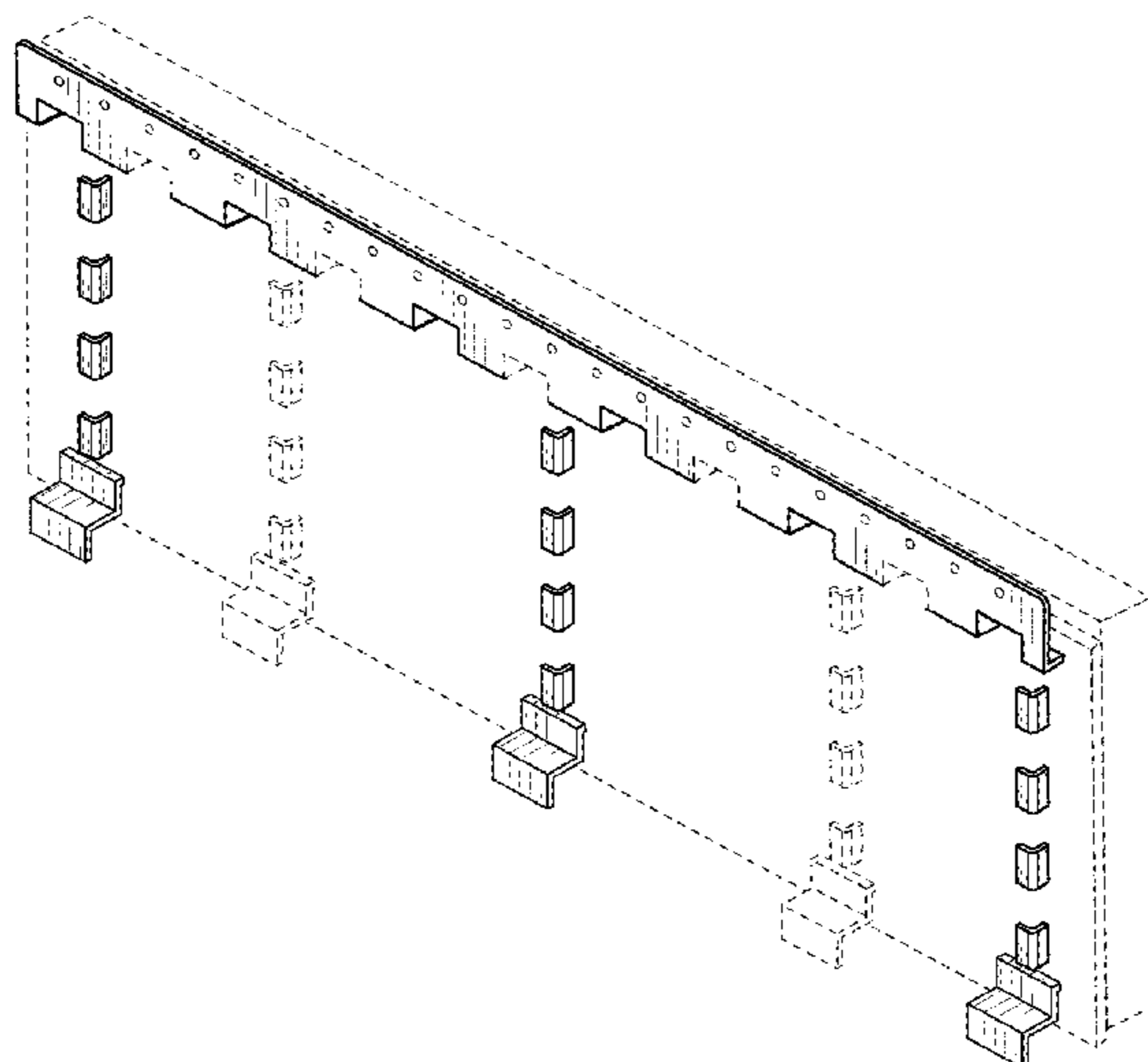
(56) **References Cited**

U.S. PATENT DOCUMENTS

3,336,709 A * 8/1967 Berney E04C 2/284
52/309.3

3,968,610 A 7/1976 Meadow
(Continued)

1 Claim, 4 Drawing Sheets



Related U.S. Application Data

application No. 14/060,318, filed on Oct. 22, 2013, now Pat. No. 9,169,652.

(58) **Field of Classification Search**

USPC 52/474, 483.1, 582.1, 584.1, 506.05, 52/506.06, 520

CPC E04F 13/0864; E04F 13/0867; E04F 13/0869; E04B 2/88

See application file for complete search history.

(56) **References Cited**

U.S. PATENT DOCUMENTS

4,531,338 A * 7/1985 Donatt E04F 13/0816
29/460
4,607,471 A * 8/1986 Olsen E04F 13/0803
52/509
D309,027 S 7/1990 Noone et al.
5,112,393 A 5/1992 Engel
5,314,530 A 5/1994 Wierer
5,642,597 A 7/1997 Hendrickson
5,715,637 A 2/1998 Hesterman
6,044,609 A * 4/2000 Kim E04F 13/0864
52/478
6,178,703 B1 1/2001 Noone et al.
6,240,691 B1 6/2001 Holzkaemper
6,287,046 B1 * 9/2001 Neuhofer, Jr. E04F 19/0463
16/16
6,713,548 B1 3/2004 Zhang
6,868,643 B1 3/2005 Williams
6,883,277 B2 4/2005 Wiechecki
RE39,091 E 5/2006 Kuelker
7,491,426 B1 2/2009 Rooshenas
7,615,254 B2 11/2009 Smith
7,662,221 B2 2/2010 Fay
7,670,415 B1 3/2010 Rosenberg et al.
7,735,429 B2 6/2010 Meissen
7,825,171 B2 11/2010 Copeland
7,841,147 B2 11/2010 Moran
D643,133 S * 8/2011 Steffes D25/141
7,998,530 B2 8/2011 Batdorf
8,065,850 B1 11/2011 Moran
8,112,966 B2 2/2012 Bowe et al.
8,202,919 B2 6/2012 Copeland
D665,512 S 8/2012 Yoder
D674,508 S 1/2013 Yoder
8,387,323 B2 3/2013 Mickelson
8,513,328 B2 8/2013 Dorman
8,524,822 B2 9/2013 Wiercinski
8,557,909 B2 10/2013 Stuart et al.
8,580,866 B2 11/2013 Nones et al.
8,707,649 B2 * 4/2014 Wilkie E04F 13/0835
52/533
8,748,528 B2 6/2014 Cao et al.
8,782,988 B2 7/2014 Wolf
8,806,826 B2 8/2014 Mann
D713,552 S * 9/2014 Steffes D25/61
D713,974 S * 9/2014 Steffes D25/61
8,997,423 B2 4/2015 Mann
D742,034 S * 10/2015 Steffes D25/61

D742,035 S * 10/2015 Steffes D25/61
9,169,652 B2 * 10/2015 Steffes E04F 13/0873
9,260,871 B2 * 2/2016 Shaw E04F 19/061
2004/0050003 A1 * 3/2004 Passeno E04F 13/14
52/384
2004/0065035 A1 * 4/2004 De Vlam E04F 13/0862
52/384
2005/0102946 A1 * 5/2005 Stucky E04F 13/0864
52/518
2005/0247021 A1 11/2005 Schauffele
2006/0075712 A1 4/2006 Gilbert et al.
2007/0137127 A1 6/2007 Lincoln et al.
2007/0294976 A1 12/2007 Fay
2008/0083186 A1 * 4/2008 Gaudreau E04D 1/265
52/520
2009/0084058 A1 * 4/2009 Cahill E04F 13/0864
52/520
2009/0193742 A1 8/2009 Wolf et al.
2009/0239413 A1 * 9/2009 Milette H01R 13/518
439/540.1
2009/0247007 A1 * 10/2009 Milette H01R 13/743
439/540.1
2011/0130062 A1 6/2011 Squires
2011/0203218 A1 8/2011 Solov et al.
2011/0239578 A1 10/2011 Wolf
2012/0039977 A1 2/2012 Dracopoulos et al.
2012/0186170 A1 7/2012 Macdonald et al.
2012/0272598 A1 11/2012 Wilkie et al.
2012/0328823 A1 12/2012 Monteer
2013/0196070 A1 8/2013 LeFevre et al.
2014/0109504 A1 * 4/2014 Steffes E04F 13/0873
52/506.06
2014/0182225 A1 7/2014 Wilkie et al.
2014/0196396 A1 7/2014 Watts et al.
2015/0021822 A1 1/2015 Wolf et al.
2015/0191911 A1 7/2015 Mann
2015/0218829 A1 8/2015 Curtis
2016/0010342 A1 * 1/2016 Steffes E04F 13/0873
52/483.1

FOREIGN PATENT DOCUMENTS

WO 2011106095 A1 9/2011
WO 2014055578 A2 4/2014
WO 2014143780 A1 9/2014

OTHER PUBLICATIONS

Design U.S. Appl. No. 29/435,470, filed Oct. 24, 2012, Inventors: Stephen W. Steffes et al.
Design U.S. Appl. No. 29/435,472, filed Oct. 24, 2012, Inventors: Stephen W. Steffes et al.
Design U.S. Appl. No. 29/470,753, filed Oct. 24, 2013, Inventors: Stephen W. Steffes et al.
Design U.S. Appl. No. 29/470,754, filed Oct. 24, 2013, Inventors: Stephen W. Steffes et al.
U.S. Appl. No. 14/060,318, filed Oct. 22, 2013, Inventors Stephen W. Steffes et al.
U.S. Appl. No. 61/717,905, filed Oct. 24, 2012, Inventors: Stephen W. Steffes et al.

* cited by examiner

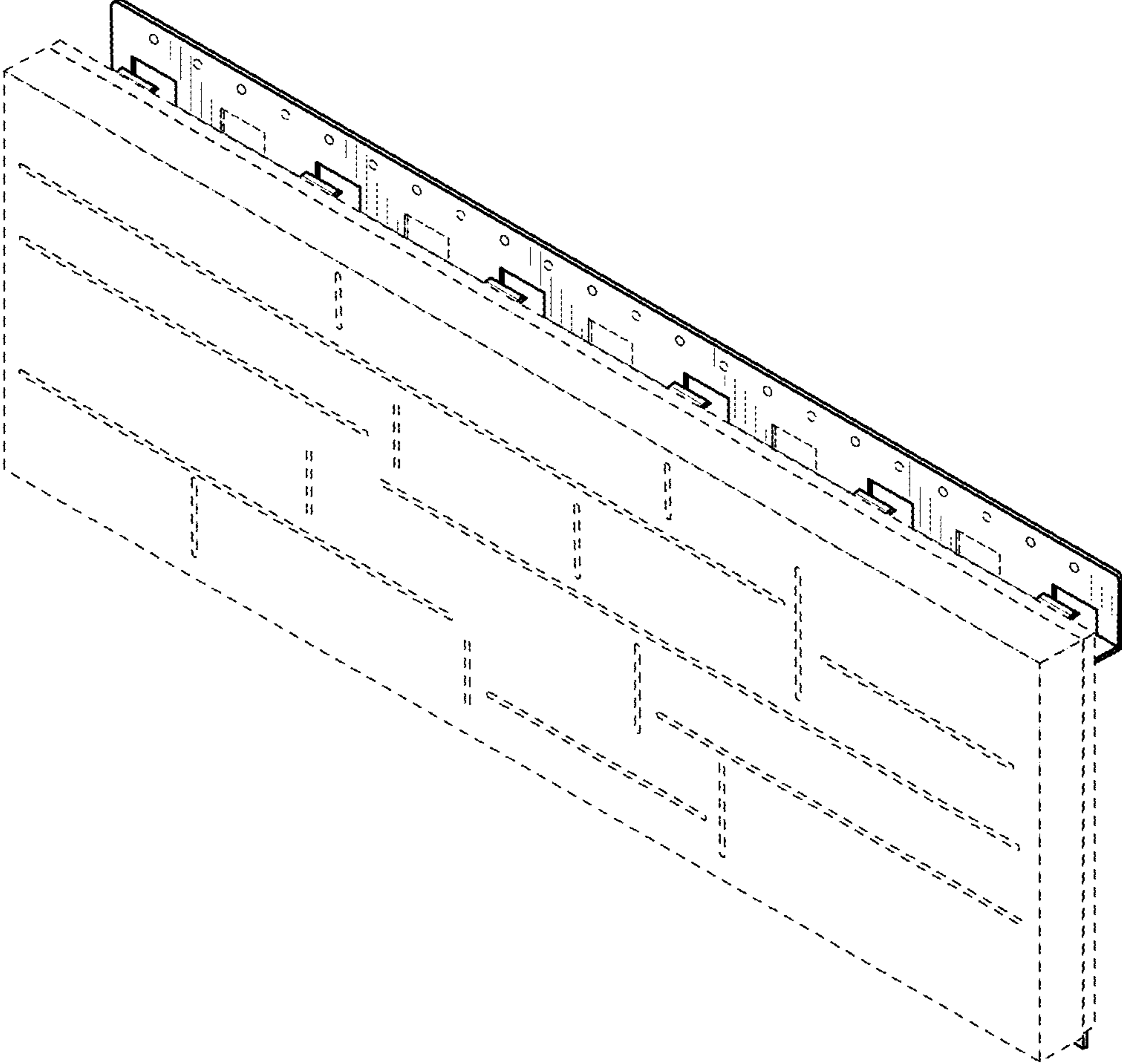


FIG. 1

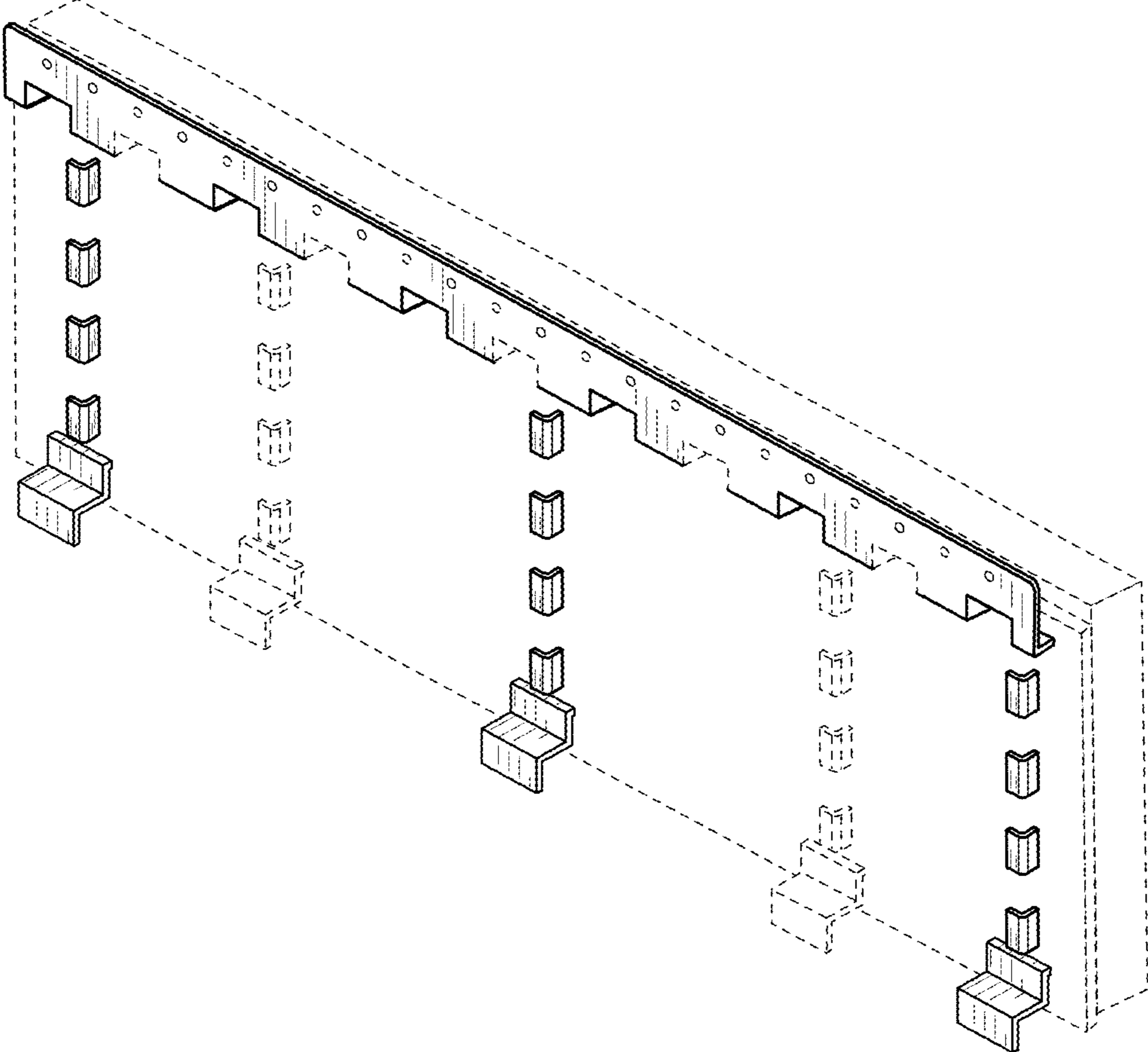


FIG. 2

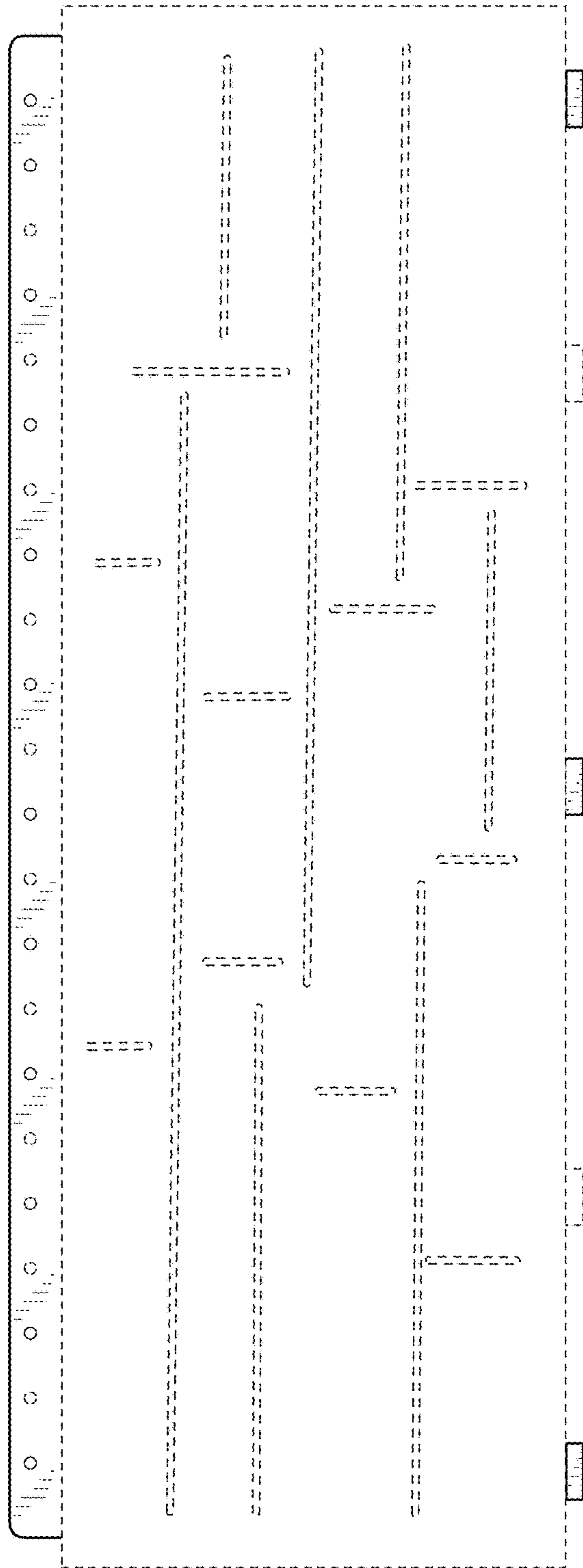


FIG. 4



FIG. 3

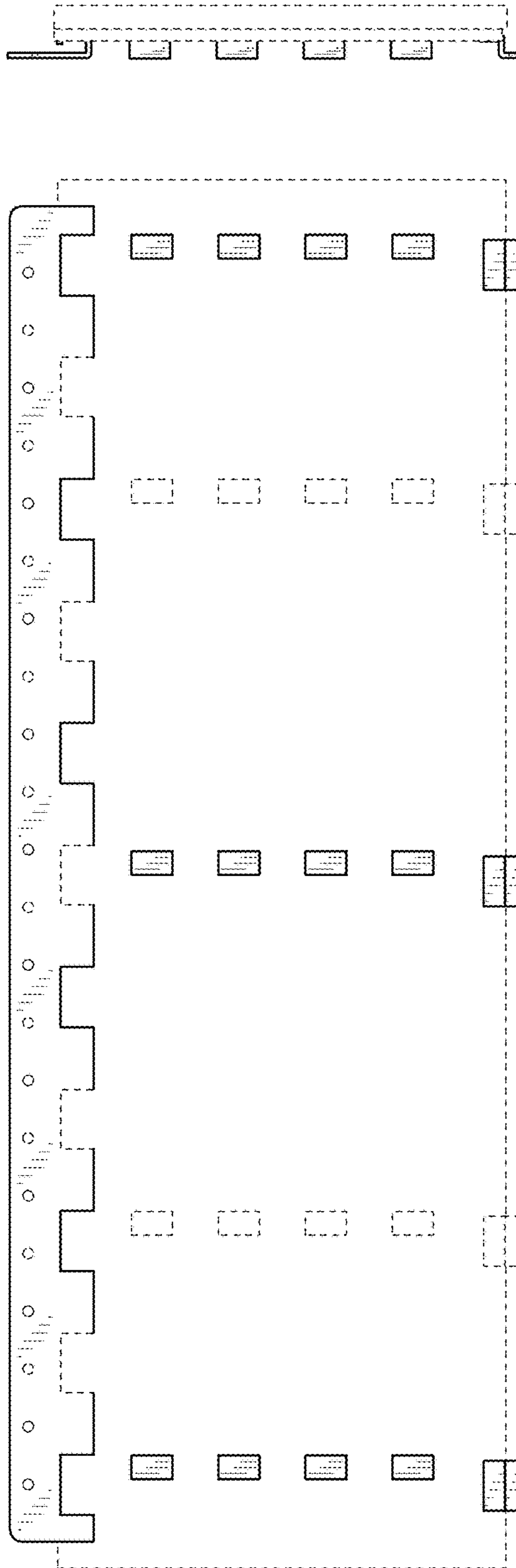


FIG. 6

FIG. 5