



US00D809666S

(12) **United States Design Patent**
Sewell

(10) **Patent No.:** **US D809,666 S**
(45) **Date of Patent:** **** Feb. 6, 2018**

(54) **NECK WARMER**

(71) Applicant: **Betty J. Sewell**, Suisun City, CA (US)

(72) Inventor: **Betty J. Sewell**, Suisun City, CA (US)

(**) Term: **15 Years**

(21) Appl. No.: **29/611,423**

(22) Filed: **Jul. 21, 2017**

(51) **LOC (11) Cl.** **24-04**

(52) **U.S. Cl.**

USPC **D24/206; D2/600**

(58) **Field of Classification Search**

USPC D24/206-208, 200, 191; D2/600, 602,
D2/500; D29/101.2

CPC A61F 7/007; A61F 7/02; A61F 7/03; A61F
7/034; A61F 7/106; A61F 2007/0001;
A61F 2007/0009; A61F 2007/0011; A61F
5/055; A61F 5/05883; A61F 13/12

See application file for complete search history.

(56) **References Cited**

U.S. PATENT DOCUMENTS

D341,893 S * 11/1993 Tauber D24/200
5,295,949 A * 3/1994 Hathaway A61F 5/055
482/10

D408,542 S * 4/1999 Hoover, Jr. D24/206
D429,818 S * 8/2000 Lamping D24/206
D550,852 S * 9/2007 Hoffman D24/206
D677,797 S * 3/2013 Godfrey D2/600

* cited by examiner

Primary Examiner — Wan Laymon

(74) *Attorney, Agent, or Firm* — Robert C. Montgomery;
Montgomery Patent & Design

(57) **CLAIM**

The ornamental design for a neck warmer, as shown and described.

DESCRIPTION

FIG. 1 is a perspective top front right view of a neck warmer, showing my new design;

FIG. 2 is a perspective top rear left view thereof;

FIG. 3 is a front elevation view thereof;

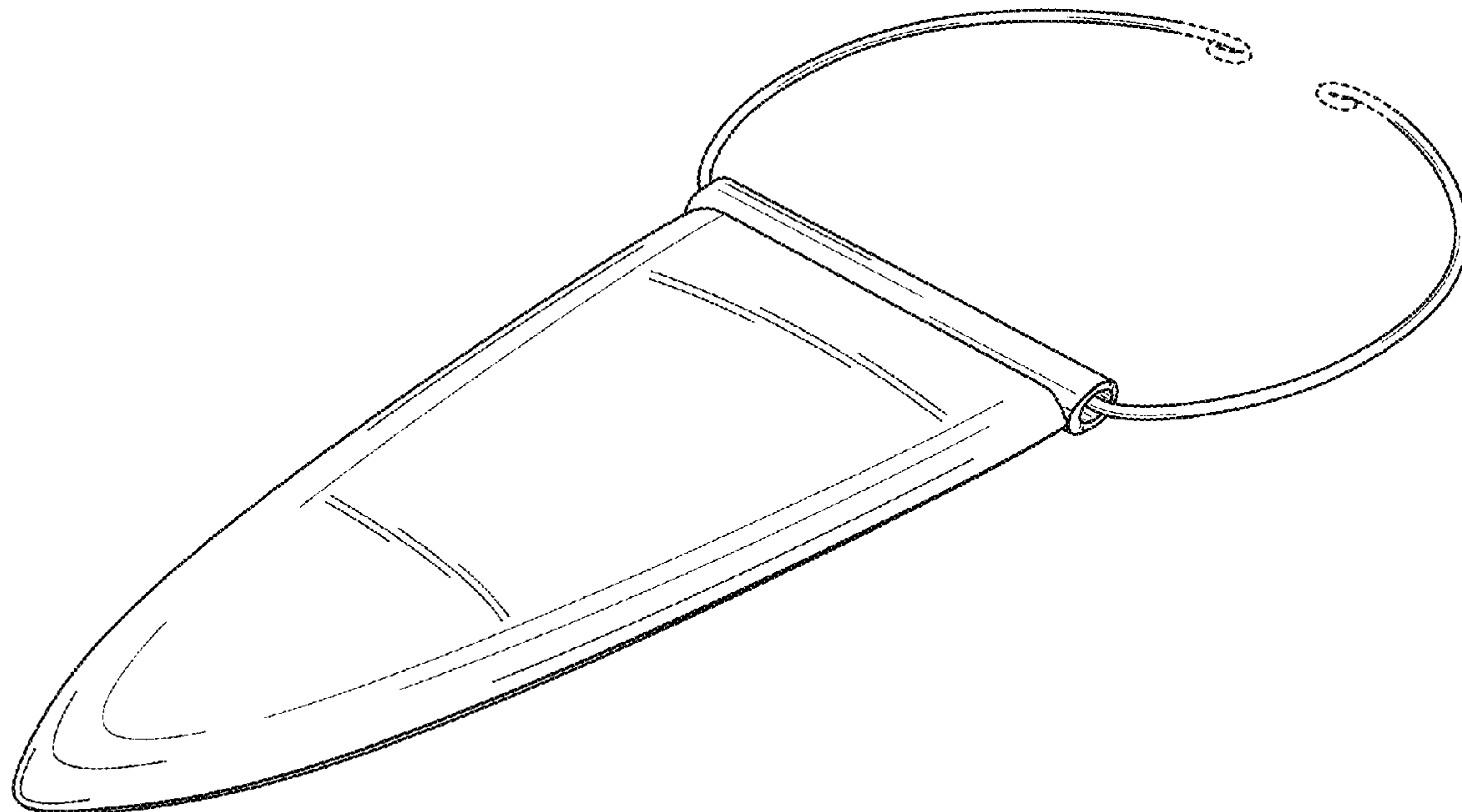
FIG. 4 is a rear elevation view thereof;

FIG. 5 is a left elevation view thereof, with a right elevation view being identical; and,

FIG. 6 is a top plan view thereof, with a bottom plan view being identical.

The broken lines represent the boundary area of an unclaimed attachment mechanism and form no part of the claimed design.

1 Claim, 5 Drawing Sheets



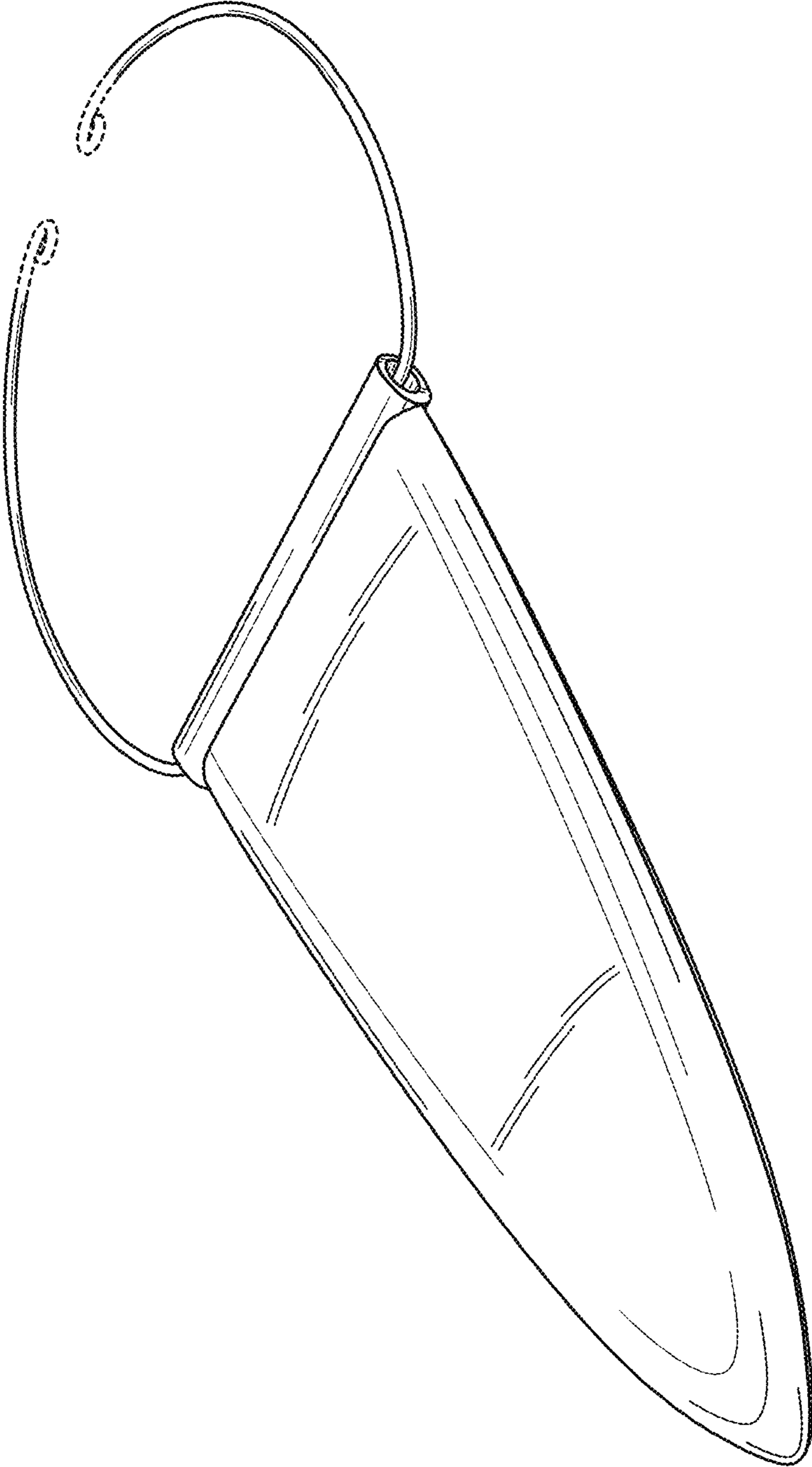


FIG. 1

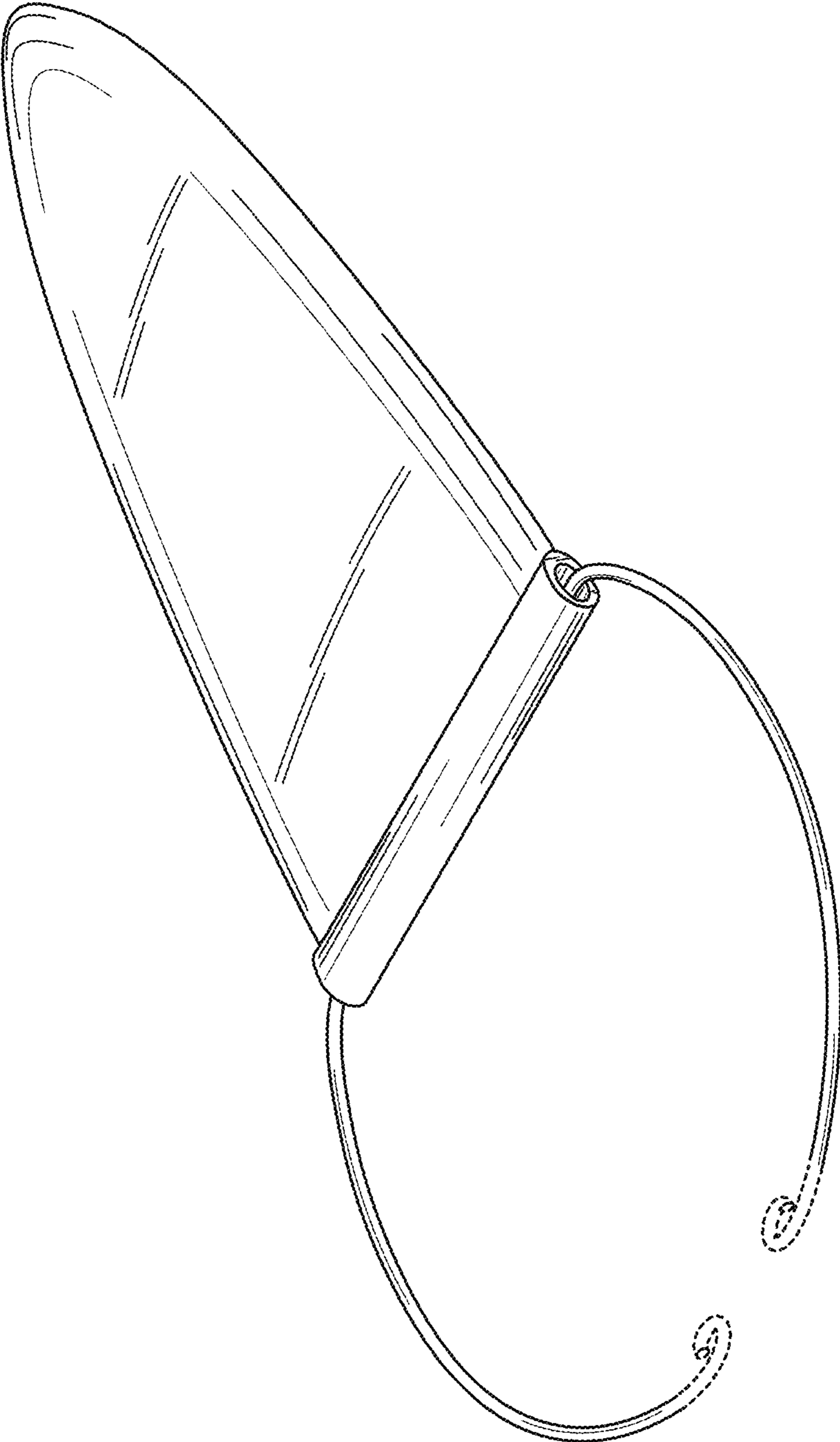


FIG. 2




FIG. 3



FIG. 4



FIG. 5

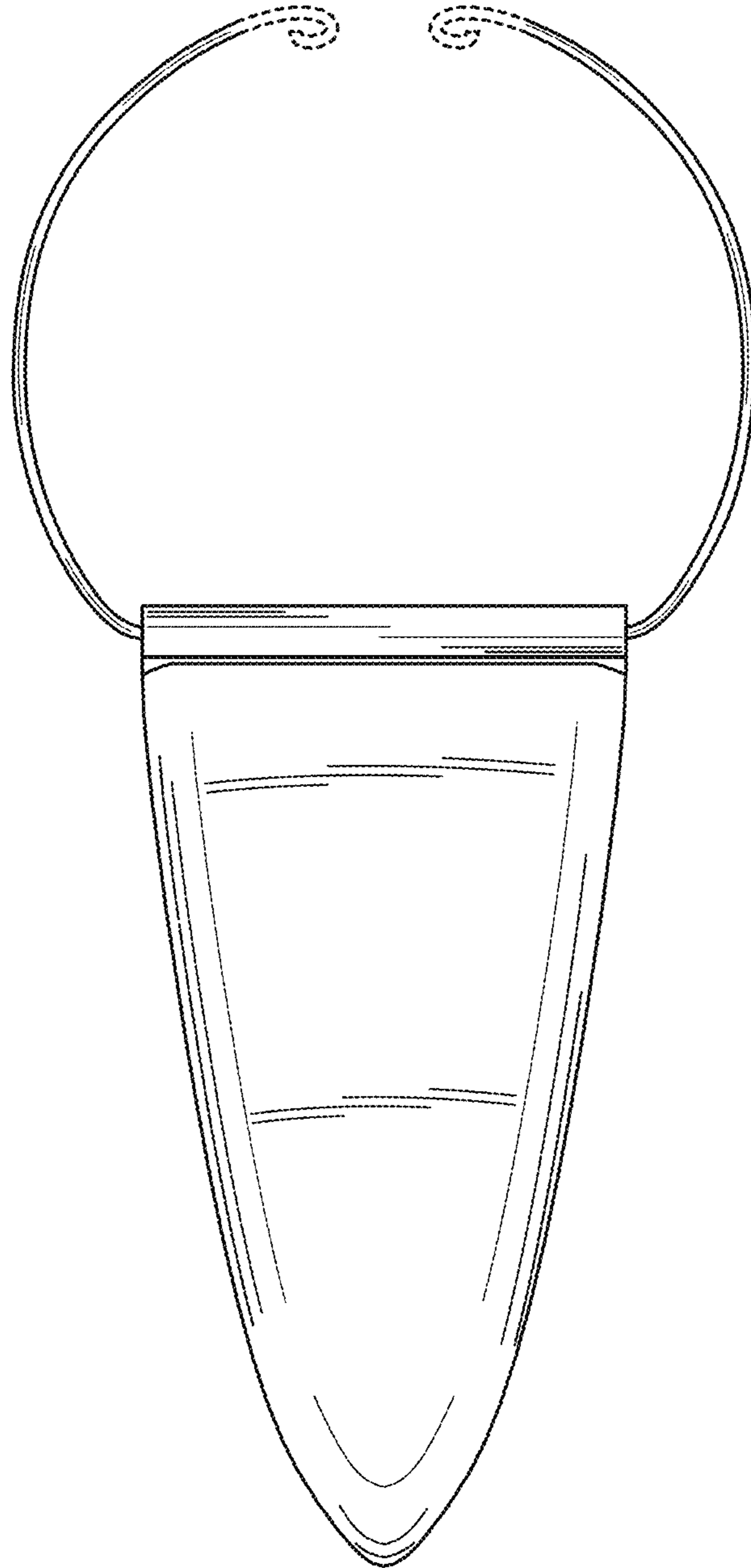


FIG. 6