



US00D809665S

(12) **United States Design Patent**
Caneppele et al.

(10) **Patent No.:** **US D809,665 S**

(45) **Date of Patent:** **** Feb. 6, 2018**

(54) **BANDAGE RELEASE LINER HAVING A DECORATIVE PARTING LINE**

(71) Applicant: **JOHNSON & JOHNSON CONSUMER INC.**, Skillman, NJ (US)

(72) Inventors: **Leonardo Caneppele**, Jacarei (BR);
Andre Narcizo, Sao Jose dos Campos (BR)

(73) Assignee: **Johnson & Johnson Consumer Inc.**, Skillman, NJ (US)

(**) Term: **14 Years**

(21) Appl. No.: **29/520,006**

(22) Filed: **Mar. 10, 2015**

(51) **LOC (11) Cl.** **24-02**

(52) **U.S. Cl.**
USPC **D24/189**

(58) **Field of Classification Search**

USPC D5/1, 6-8, 11-14, 16, 17, 19, 20, 23-26, D5/28, 30, 32, 35-39, 43, 46-48, 50, 51, D5/54, 56-66, 99; D9/415, 457, 612, D9/624, 640, 643, 645, 651, 652, 662, D9/664, 667, 722; D20/11, 14, 22, 27, D20/42, 43; D24/189

CPC ... B31F 1/00; B31F 1/07; B32B 3/266; B32B 5/024; B44F 1/00; B44F 1/02; B44F 1/08; B44F 1/10; B44F 5/00; B44F 7/00; B44F 9/00; B44F 9/04; B44F 11/00; B44F 11/02; B44F 11/04; D03D 1/00; D04H 1/00; D10B 2503/04; D21H 27/02

See application file for complete search history.

(56) **References Cited**

U.S. PATENT DOCUMENTS

2,823,672 A * 2/1958 Schladermundt ... A61F 13/0203
602/57

2,823,673 A * 2/1958 Schladermundt ... A61F 13/0203
602/57

3,256,881 A * 6/1966 Stenvall A61F 13/0203
206/441

3,366,112 A * 1/1968 Antonik A61F 13/0203
604/306

3,425,412 A * 2/1969 Pope A61F 13/0203
128/888

D267,432 S * 12/1982 Santarelli D24/189
(Continued)

FOREIGN PATENT DOCUMENTS

JP 50-133797 4/1949

Primary Examiner — Karen S Acker

Assistant Examiner — Wendy Arminio

(57) **CLAIM**

We claim the ornamental design for a bandage release liner having a decorative parting line, as shown and described.

DESCRIPTION

FIG. 1 is a plan view of a first embodiment of a bandage release liner having a decorative parting line showing our new design;

FIG. 2 is a first side view of this first embodiment;

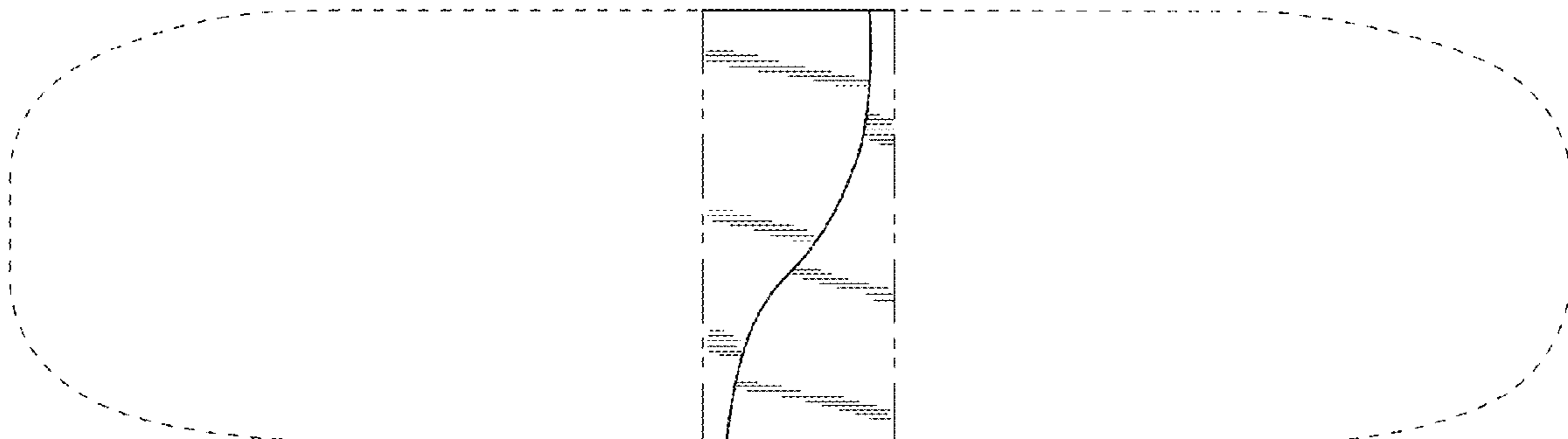
FIG. 3 is a second side view of this first embodiment, opposite the first side view;

FIG. 4 is a plan view of a second embodiment of a bandage release liner having a decorative parting line showing our new design;

FIG. 5 is a first side view of this second embodiment; and, FIG. 6 is a second side view of this second embodiment, opposite the first side view.

The dash-dot-dot-dash broken lines in the drawings depict the bounds of the claim and form no part of the claimed design. All other broken lines showing the backing and absorbent pad of the adhesive bandage are included for the purpose of illustrating environment and form no part of the claimed design.

1 Claim, 2 Drawing Sheets



(56)

References Cited

U.S. PATENT DOCUMENTS

4,587,146 A * 5/1986 Anhauser A61F 13/023
 206/824
 D340,989 S * 11/1993 Arginsky D24/189
 5,266,371 A * 11/1993 Sugii A61F 13/023
 428/131
 D380,092 S * 6/1997 Denton D5/47
 D382,911 S * 8/1997 Magner D20/22
 D402,371 S * 12/1998 Haynes D24/189
 5,998,694 A * 12/1999 Jensen A61F 13/023
 602/43
 D477,086 S * 7/2003 Tsuruda D24/189
 D578,569 S * 10/2008 Lasch D19/9
 D579,044 S * 10/2008 Lasch D19/9
 D589,231 S * 3/2009 Kubantseva D1/121
 D599,076 S * 9/2009 Kubantseva D1/121
 D604,927 S * 12/2009 Kubantseva D1/121
 D692,149 S * 10/2013 Uematsu D24/189
 D693,011 S * 11/2013 Mori D24/189
 D704,342 S * 5/2014 Mori D24/189
 RE45,510 E * 5/2015 Iwahashi A61F 13/0259
 602/54
 D737,378 S * 8/2015 Marcinkowski D20/22
 2006/0270959 A1 * 11/2006 Parker A61F 13/0203
 602/57
 2010/0222731 A1 * 9/2010 Gajiwala A61F 13/0203
 602/57

* cited by examiner

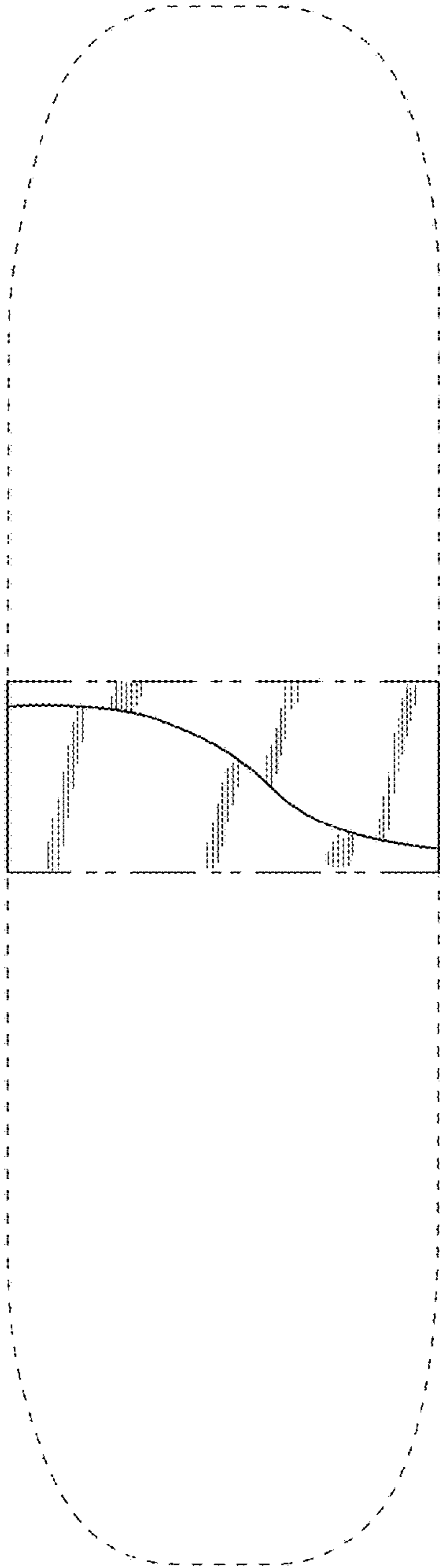


Fig. 1



Fig. 2




Fig. 3

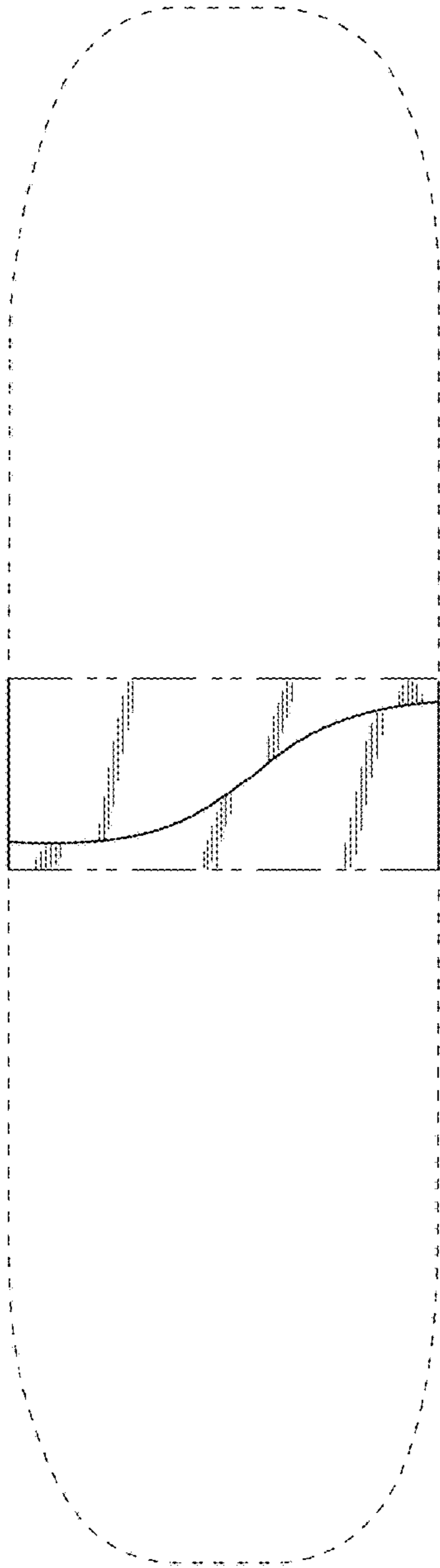


Fig. 4




Fig. 5

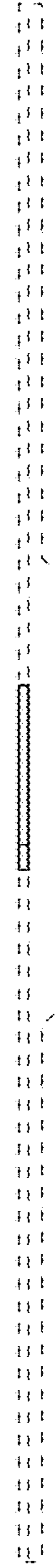


Fig. 6