



US00D809658S

(12) **United States Design Patent**  
**Schepperhyn**

(10) **Patent No.:** **US D809,658 S**  
(45) **Date of Patent:** **\*\* Feb. 6, 2018**

- (54) **MEDICAL MIRROR**
- (71) Applicant: **E. HAHNENKRATT GmbH**,  
Koenigsbach-Stein (DE)
- (72) Inventor: **Hendrik Schepperhyn**, Remchingen  
(DE)
- (73) Assignee: **E. HAHNENKRATT GmbH**,  
Koenigsbach-Stein (DE)

D238,280 S \* 12/1975 Tarrson ..... D24/139  
 D238,281 S 12/1975 Cali  
 D300,850 S \* 4/1989 Brewer ..... D24/139  
 4,931,015 A \* 6/1990 Amadei ..... A61B 1/253  
 433/30  
 D316,163 S \* 4/1991 Brewer ..... D28/65  
 D329,899 S \* 9/1992 Rihani ..... D24/139  
 5,295,826 A 3/1994 Yandell et al.  
 D355,463 S 2/1995 Markward et al.  
 D359,758 S 6/1995 Inami

(Continued)

(\*\*) Term: **15 Years**

**FOREIGN PATENT DOCUMENTS**

(21) Appl. No.: **29/549,334**

EP 1484004 A1 \* 12/2004 ..... A61B 1/247

(22) Filed: **Dec. 21, 2015**

**OTHER PUBLICATIONS**

**Related U.S. Application Data**

(62) Division of application No. 29/464,507, filed on Aug. 16, 2013, now Pat. No. Des. 749,216.

Amazon. <URL: <https://www.amazon.com/Osung-Dental-Mirror-Fiberglass-Handle/dp/B0030ISDEE>> Sep. 5, 2014. Dental mirror.\*  
 Zazzle. <URL: [https://www.zazzle.com/purple\\_modern\\_oval\\_at\\_emporiomoffa\\_fabric-256127651562060831](https://www.zazzle.com/purple_modern_oval_at_emporiomoffa_fabric-256127651562060831)> Visited Sep. 29, 2017. Oval pattern.\*

(30) **Foreign Application Priority Data**

Feb. 20, 2013 (EM) ..... 002188060-0001  
 Feb. 20, 2013 (EM) ..... 002188060-0002  
 Feb. 20, 2013 (EM) ..... 002188060-0003  
 Apr. 12, 2013 (EM) ..... 002219550-0003

*Primary Examiner* — Bridget L Eland  
*Assistant Examiner* — Lauren McVey  
 (74) *Attorney, Agent, or Firm* — Rabin & Berdo, P.C.

(51) **LOC (11) Cl.** ..... **24-02**

(57) **CLAIM**

(52) **U.S. Cl.**  
USPC ..... **D24/139**

The ornamental design for a medical mirror, as shown and described.

(58) **Field of Classification Search**

USPC ..... D24/133, 135, 136, 137, 138, 139  
 CPC ..... A61B 1/247; A61B 1/253; A61B 1/24;  
 A61B 2017/00858; A61B 2017/00429  
 See application file for complete search history.

**DESCRIPTION**

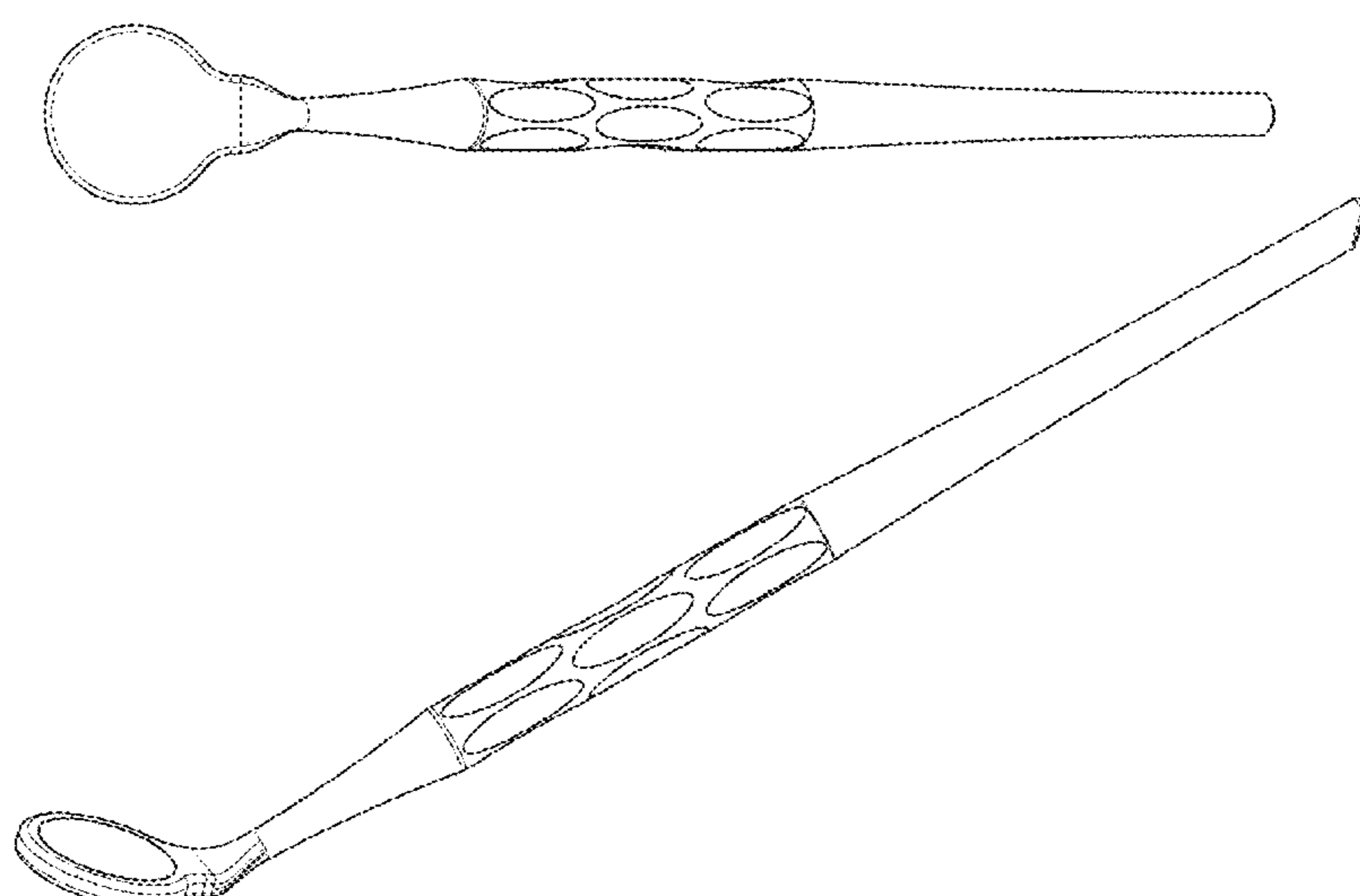
FIG. 1 is a front view of a medical mirror;  
 FIG. 2 is a top view thereof;  
 FIG. 3 is a bottom view thereof;  
 FIG. 4 is a left side view thereof;  
 FIG. 5 is a right side view thereof;  
 FIG. 6 is a rear view thereof; and,  
 FIG. 7 is a perspective view thereof.  
 The wire frame lines shown throughout the views are intended to indicate surface contour.

(56) **References Cited**

**U.S. PATENT DOCUMENTS**

D141,630 S 6/1945 Chapman  
 2,627,206 A 2/1953 Clark  
 D193,428 S 8/1962 Flossmoor, III

**1 Claim, 7 Drawing Sheets**



(56)

**References Cited**

U.S. PATENT DOCUMENTS

D391,316	S	2/1998	Morris et al.	
5,813,856	A	9/1998	Lee	
D441,864	S	5/2001	Maijer	
D450,872	S	11/2001	Dalebout et al.	
D462,404	S	9/2002	Huang	
D471,590	S	3/2003	Lecce	
D475,784	S *	6/2003	Latone .....	D24/139
D512,758	S	12/2005	Tuerschmann et al.	
D521,803	S	5/2006	Bieger	
D625,468	S	10/2010	Rhoad	
D631,118	S	1/2011	Chen	
D637,884	S	5/2011	Trotta	
D652,137	S	1/2012	Nino et al.	
D655,815	S	3/2012	Miller et al.	
D660,421	S	5/2012	Miller et al.	
D664,225	S	7/2012	Lamkin et al.	
D695,457	S	12/2013	Watson	
D736,091	S *	8/2015	Toms .....	D9/551
D749,216	S *	2/2016	Schepperhyn .....	D24/139
D782,667	S *	3/2017	Fuhr .....	D24/137
D782,668	S *	3/2017	Fuhr .....	D24/137
D782,669	S *	3/2017	Fuhr .....	D24/137
2002/0098461	A1	7/2002	Cardarelli	
2008/0110853	A1	5/2008	Toms	
2014/0023984	A1	1/2014	Weatherly et al.	
2016/0278625	A1 *	9/2016	Solomon .....	A61B 1/00068

\* cited by examiner

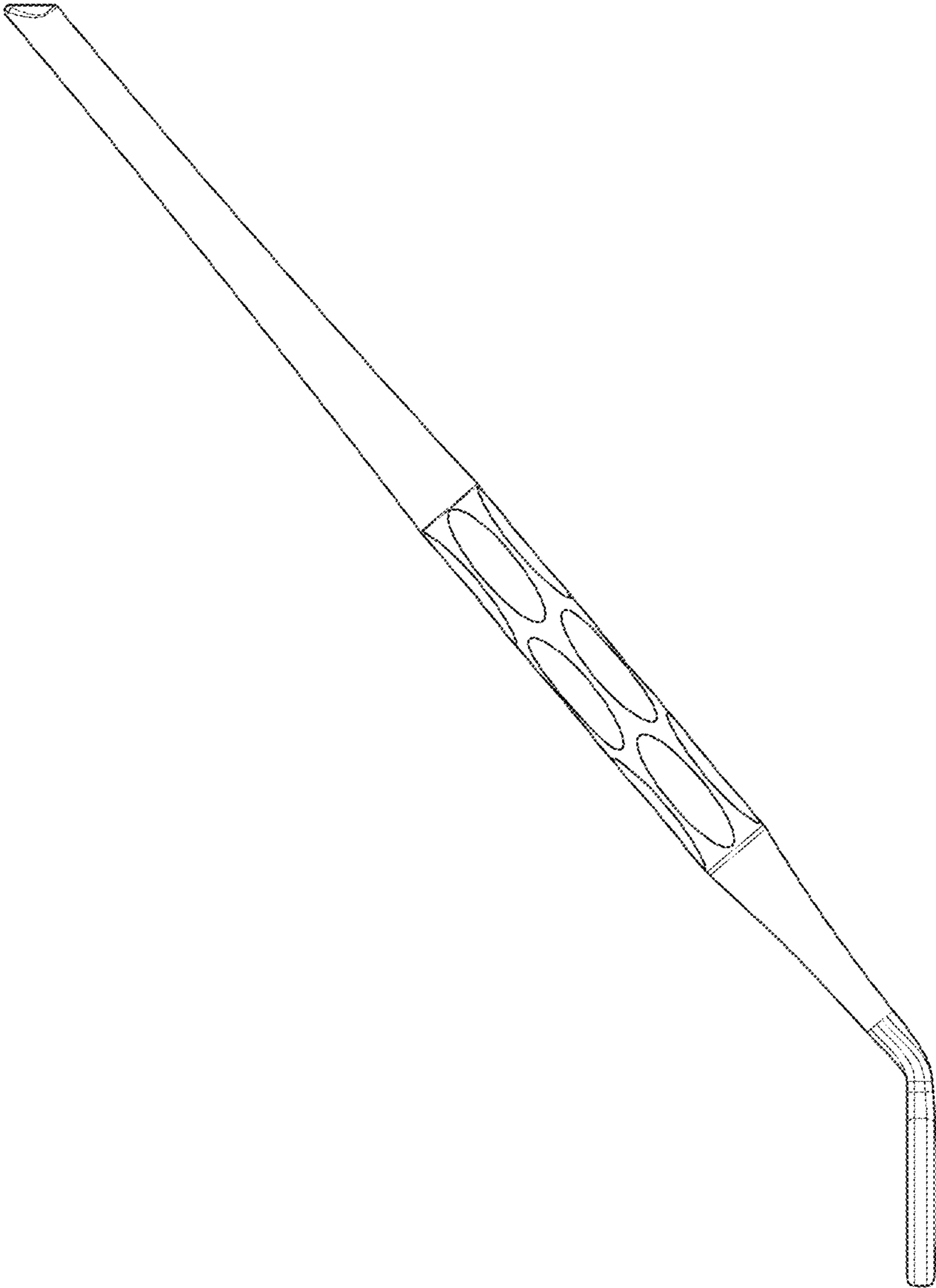


FIG. 1

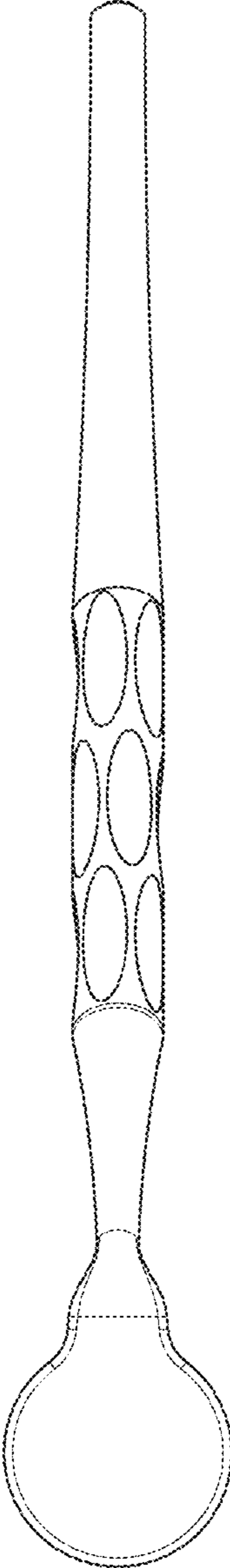


FIG. 2

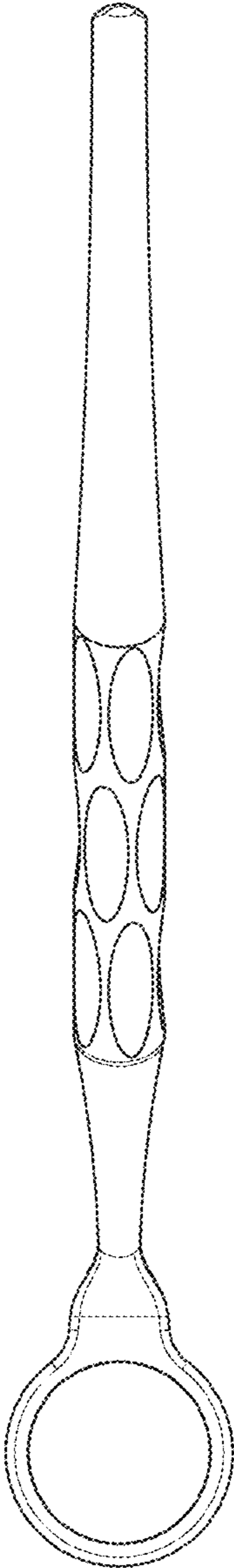


FIG. 3

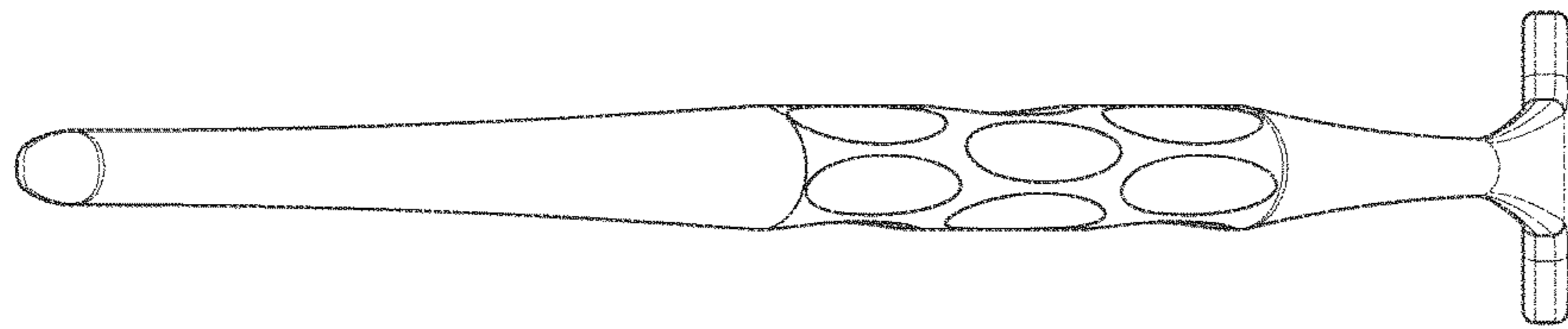


FIG. 4




FIG. 5

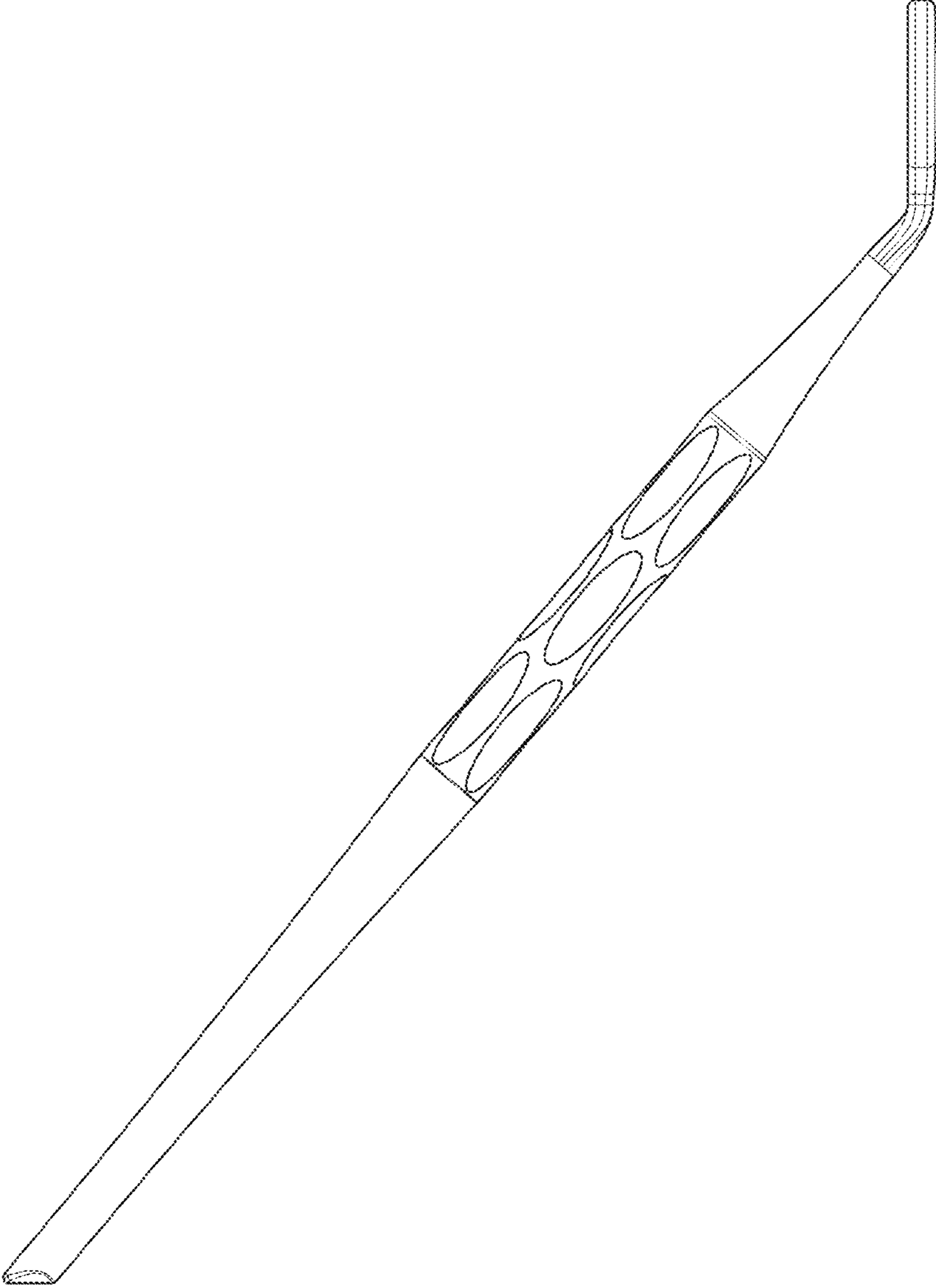


FIG. 6



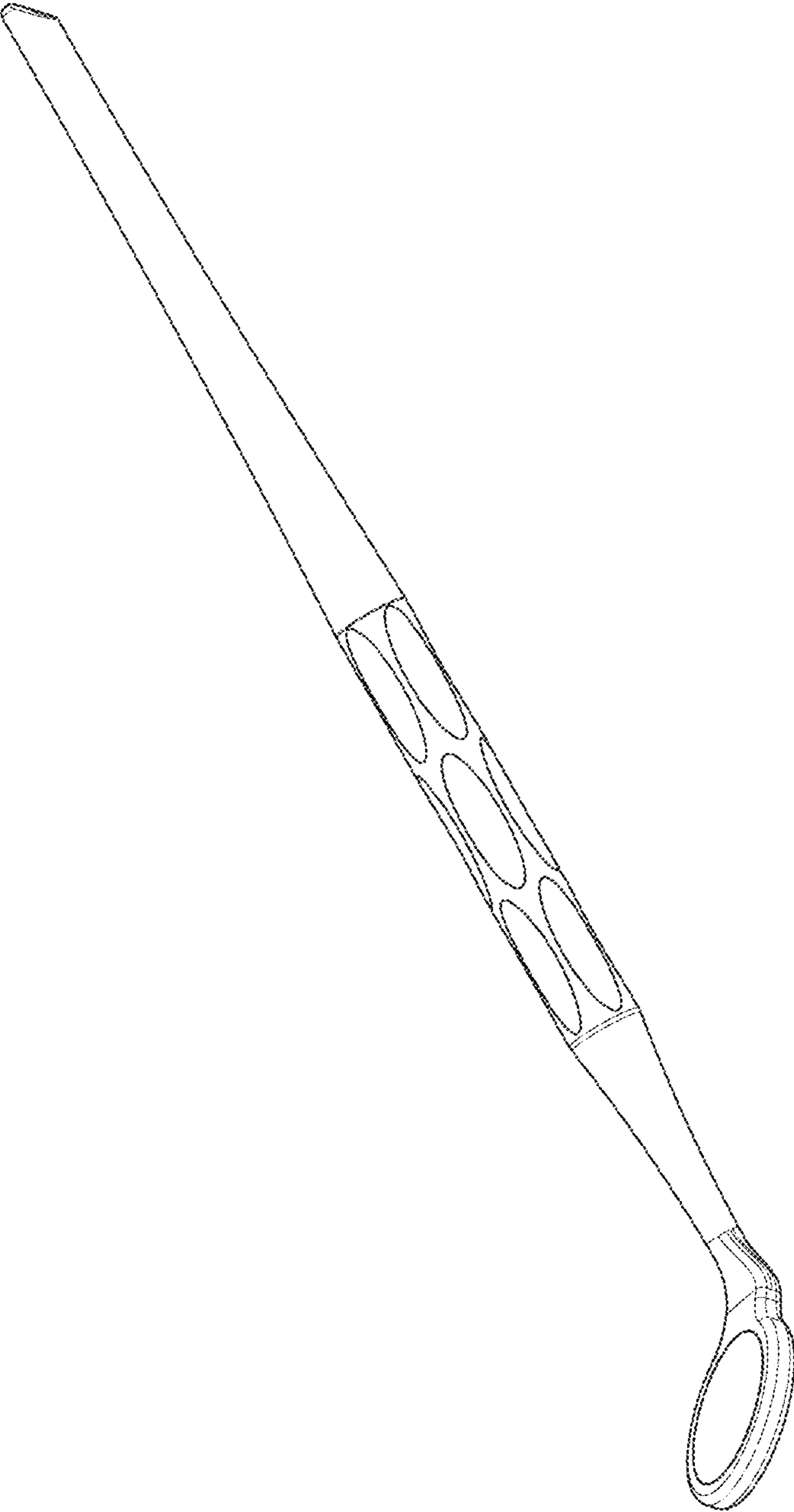


FIG. 7