



US00D809573S

(12) **United States Design Patent**
McConnell et al.

(10) **Patent No.:** **US D809,573 S**
(45) **Date of Patent:** **** Feb. 6, 2018**

(54) **APPLIANCE INTERIOR WITH COLOR**

(71) Applicant: **WHIRLPOOL CORPORATION**,
Benton Harbor, MI (US)

(72) Inventors: **Jessica R. McConnell**, St. Joseph, MI
(US); **Daniel Henry Quinlan**,
Stevensville, MI (US); **Kelly E. Roche**,
St. Joseph, MI (US); **Michael S. Seeley**,
South Haven, MI (US)

(73) Assignee: **Whirlpool Corporation**, Benton
Harbor, MI (US)

(**) Term: **15 Years**

(21) Appl. No.: **29/549,384**

(22) Filed: **Dec. 22, 2015**

Related U.S. Application Data

(63) Continuation of application No. 29/485,376, filed on
Mar. 18, 2014, now Pat. No. Des. 748,164.

(51) **LOC (11) Cl.** **15-07**

(52) **U.S. Cl.**
USPC **D15/89**

(58) **Field of Classification Search**

USPC D15/79-91
CPC F25B 2600/024; F25B 1/02; F25B 1/10;
F25B 21/00; F25B 21/02; F25B
2321/001; F25B 2341/0661; F25B
2400/0409; F25B

(Continued)

(56) **References Cited**

U.S. PATENT DOCUMENTS

D508,249 S 8/2005 Seok et al.
D511,177 S 11/2005 Jackovin et al.

(Continued)

Primary Examiner — Ian Simmons
Assistant Examiner — Khawaja Anwar

(74) *Attorney, Agent, or Firm* — Price Heneveld LLP

(57) **CLAIM**

We claim the ornamental design for an appliance interior
with color, as shown and described.

DESCRIPTION

FIG. 1 is a perspective view of an appliance interior with
color in a closed configuration according to a closed con-
figuration of our design;

FIG. 2 is a front elevation view thereof;

FIG. 3 is a left side elevation view thereof;

FIG. 4 is a top plan view thereof;

FIG. 5 is a bottom plan view thereof;

FIG. 6 is a front elevation view of the appliance interior with
color in an open configuration of our design;

FIG. 7 is an enlarged top left perspective view thereof;

FIG. 8 is an enlarged top right perspective view thereof;

FIG. 9 is a front elevation view thereof;

FIG. 10 is a partial left perspective view thereof;

FIG. 11 is a partial front elevation view thereof;

FIG. 12 is a partial left perspective view thereof in a first use
condition of the open configuration;

FIG. 13 is a partial front elevation view of a right portion
thereof;

FIG. 14 is a partial right perspective view thereof;

FIG. 15 is a partial front elevation view thereof;

FIG. 16 is a partial right perspective view thereof in a second
use condition of the open configuration; and,

FIG. 17 is a partial front elevation view thereof.

The broken lines in the Figures are to show an environment
and form no part of the claimed design.

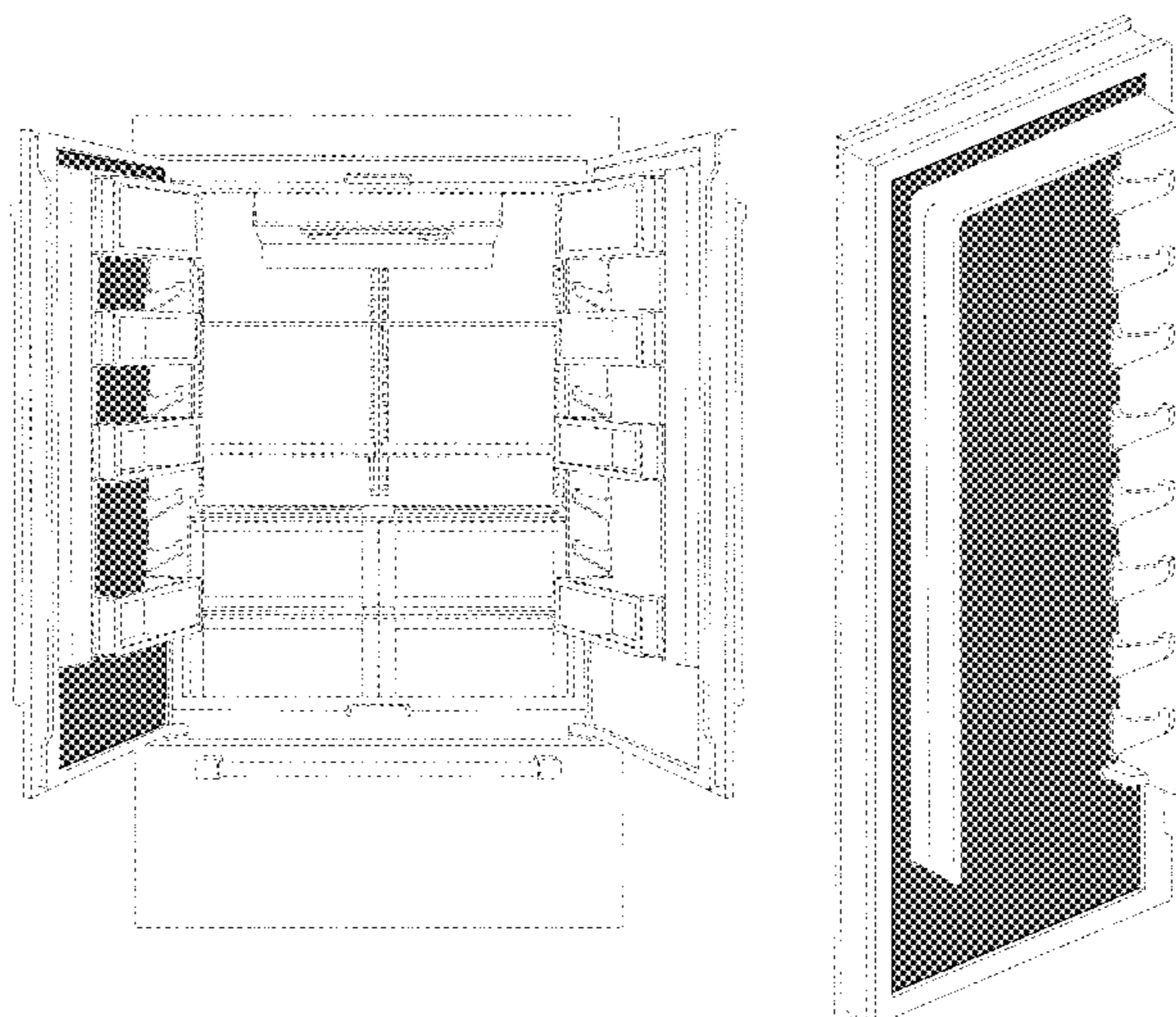
The dark gray interior liner of the refrigerator compartment
and refrigerator compartment doors are charcoal gray as
shown in FIGS. 6-17. The charcoal gray has the following
color characteristics according to the CIELAB system:

L 38.92

a-1.00

b-1.80

1 Claim, 16 Drawing Sheets



(58) **Field of Classification Search**

CPC 2400/07; F25B 2400/075; F25B 2400/16;
 F25B 2400/17; F25B 2500/19; F25B
 2500/26; F25B 2600/021; F25B 2600/23;
 F25B 2700/151; F25B 27/002; F25B
 41/043; F25B 45/00; F25B 49/022; F25B
 49/025; F25B 5/02

See application file for complete search history.

D707,735 S	6/2014	Cho et al.	
D710,401 S	8/2014	Ringemann et al.	
D710,402 S	8/2014	Jeon et al.	
D716,851 S	11/2014	Seo et al.	
D718,346 S	11/2014	Cho et al.	
D718,349 S	11/2014	Cho et al.	
D732,585 S *	6/2015	McConnell	D15/89
D733,194 S *	6/2015	McConnell	D15/89
D743,453 S *	11/2015	McConnell	D15/89
D748,161 S *	1/2016	McConnell	D15/89
D748,162 S *	1/2016	McConnell	D15/89
D748,163 S *	1/2016	McConnell	D15/89
D748,164 S *	1/2016	McConnell	D15/89
D748,690 S *	2/2016	McConnell	D15/89
D748,691 S *	2/2016	McConnell	D15/89
D748,692 S *	2/2016	McConnell	D15/89
D748,693 S *	2/2016	McConnell	D15/89
D749,652 S *	2/2016	McConnell	D15/89
D755,260 S *	5/2016	McConnell	D15/89

(56) **References Cited**

U.S. PATENT DOCUMENTS

D511,179 S	11/2005	Tunzi
D518,832 S	4/2006	Park et al.
D629,819 S	12/2010	Placke et al.
D639,315 S	6/2011	Yang et al.
D647,927 S	11/2011	Lee et al.
D654,515 S	2/2012	Hwang et al.
D655,321 S	3/2012	Lee et al.

* cited by examiner

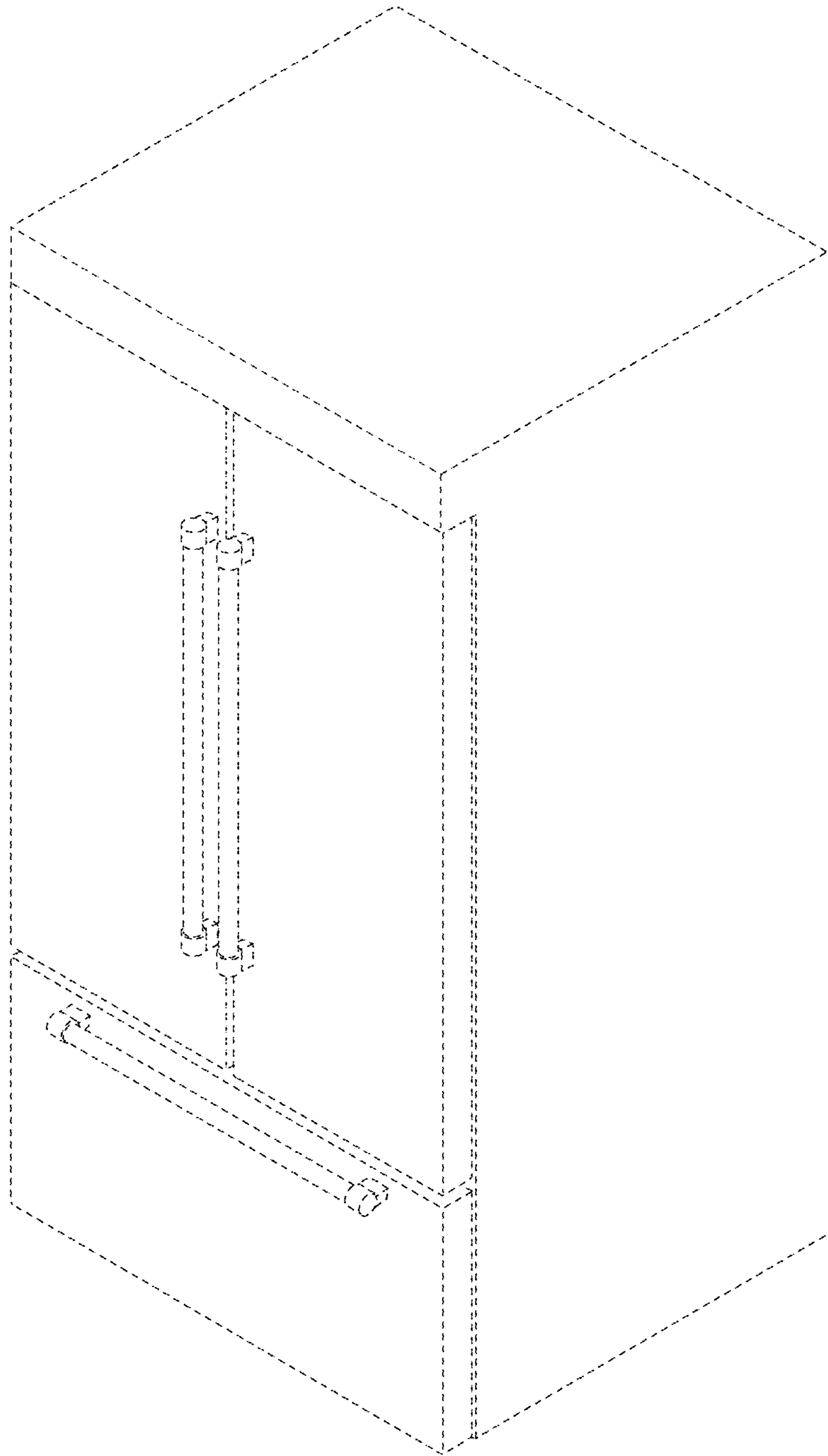


FIG. 1

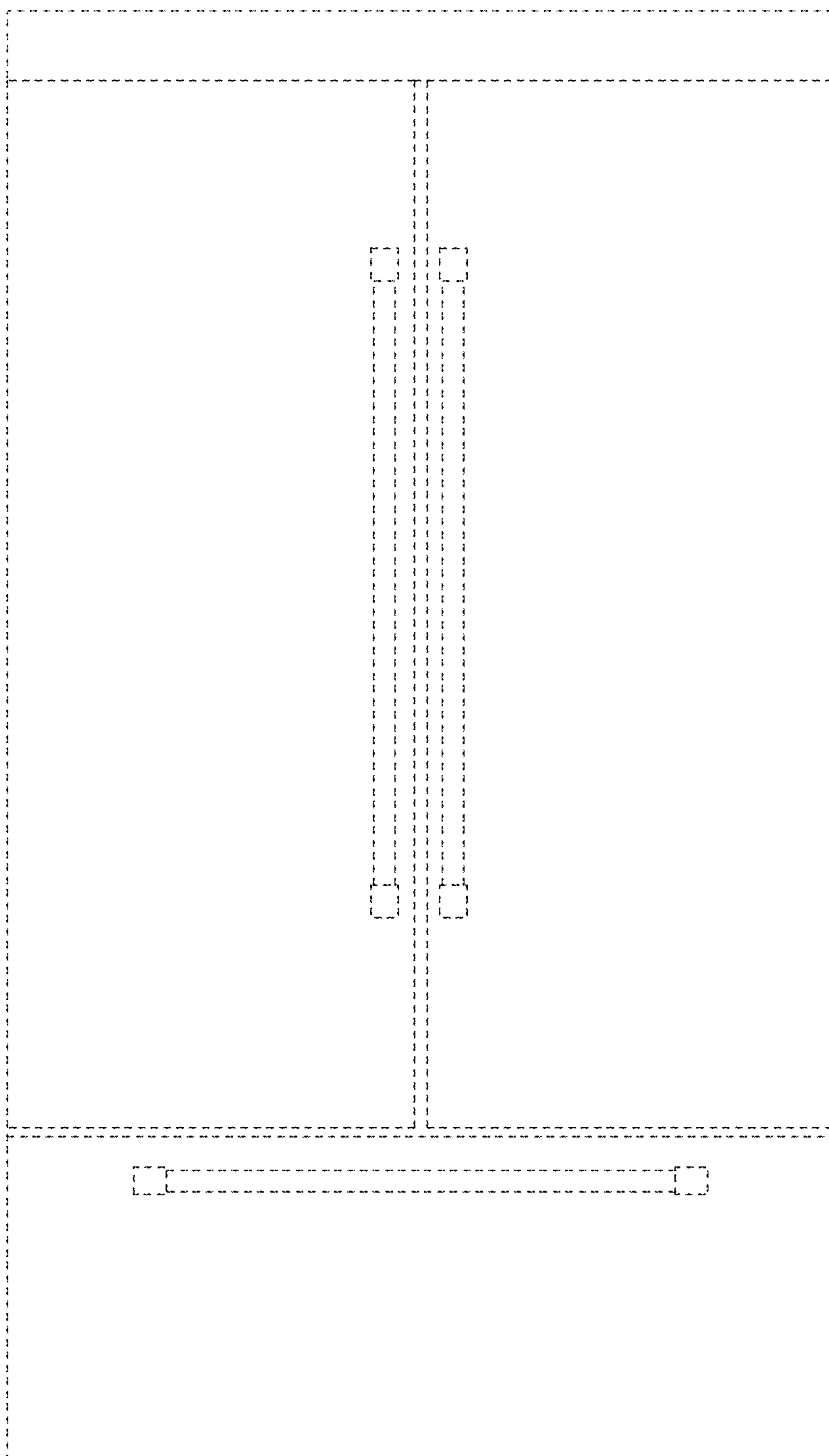


FIG. 2




FIG. 3




FIG. 4

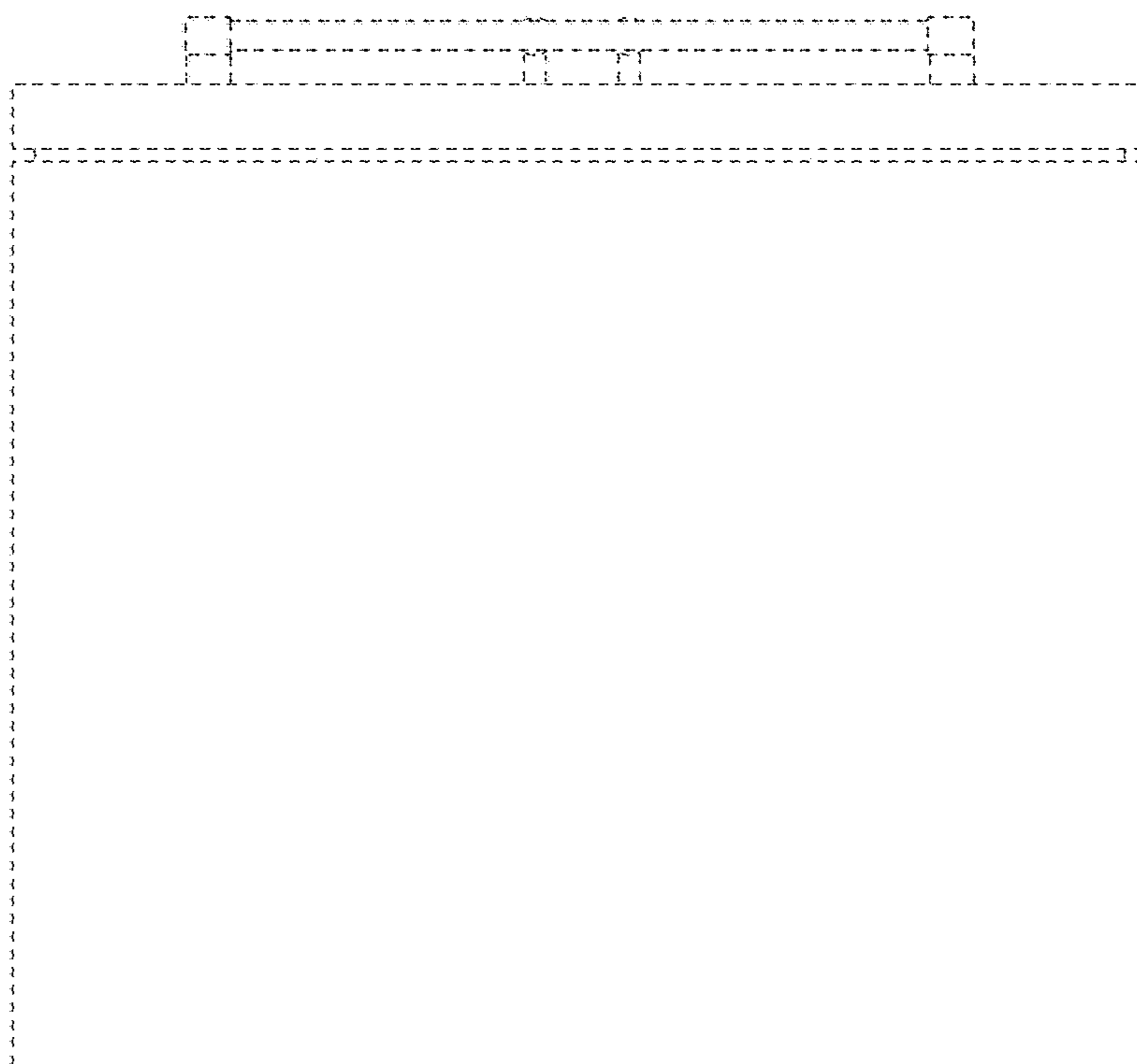


FIG. 5

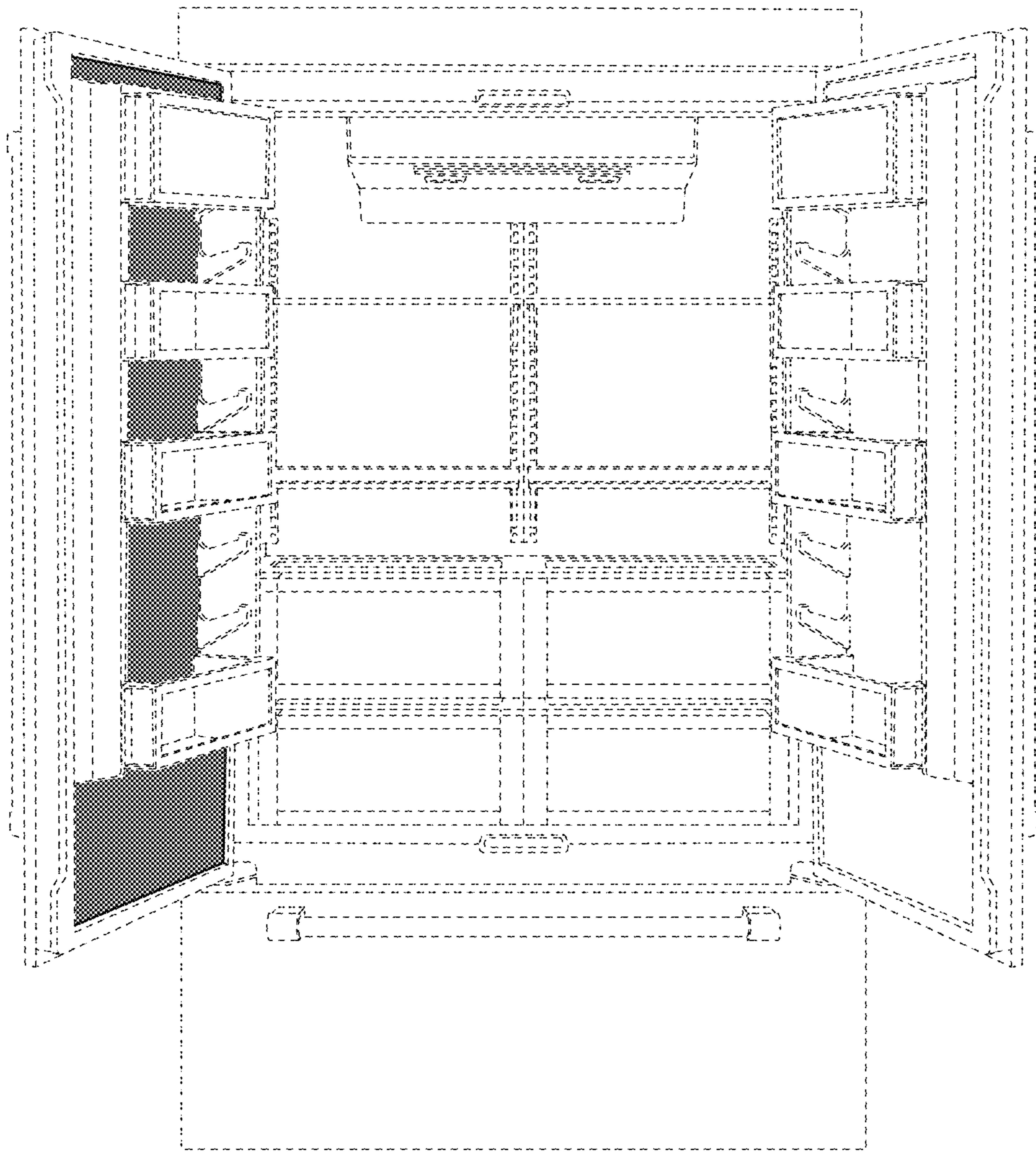


FIG. 6

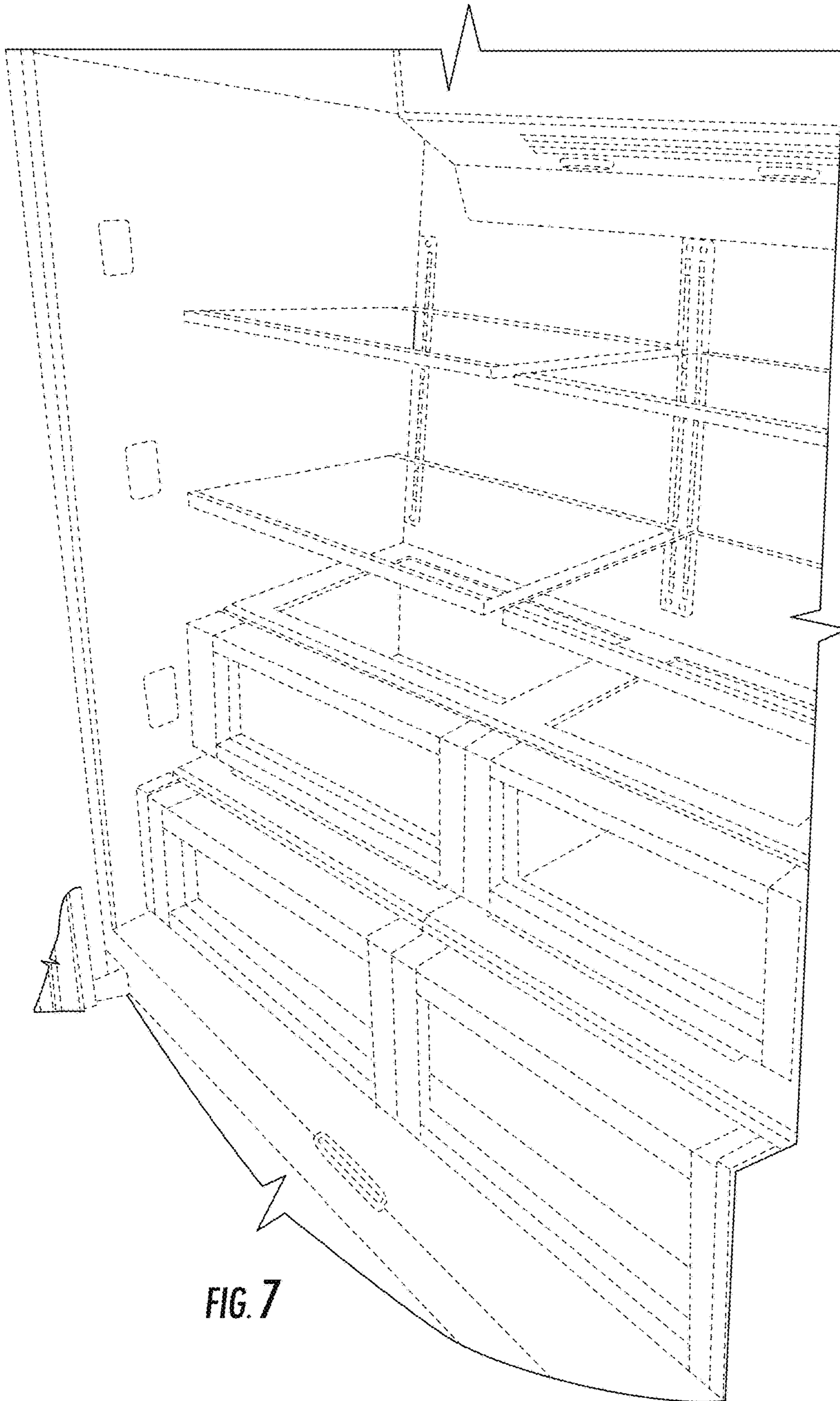


FIG. 7

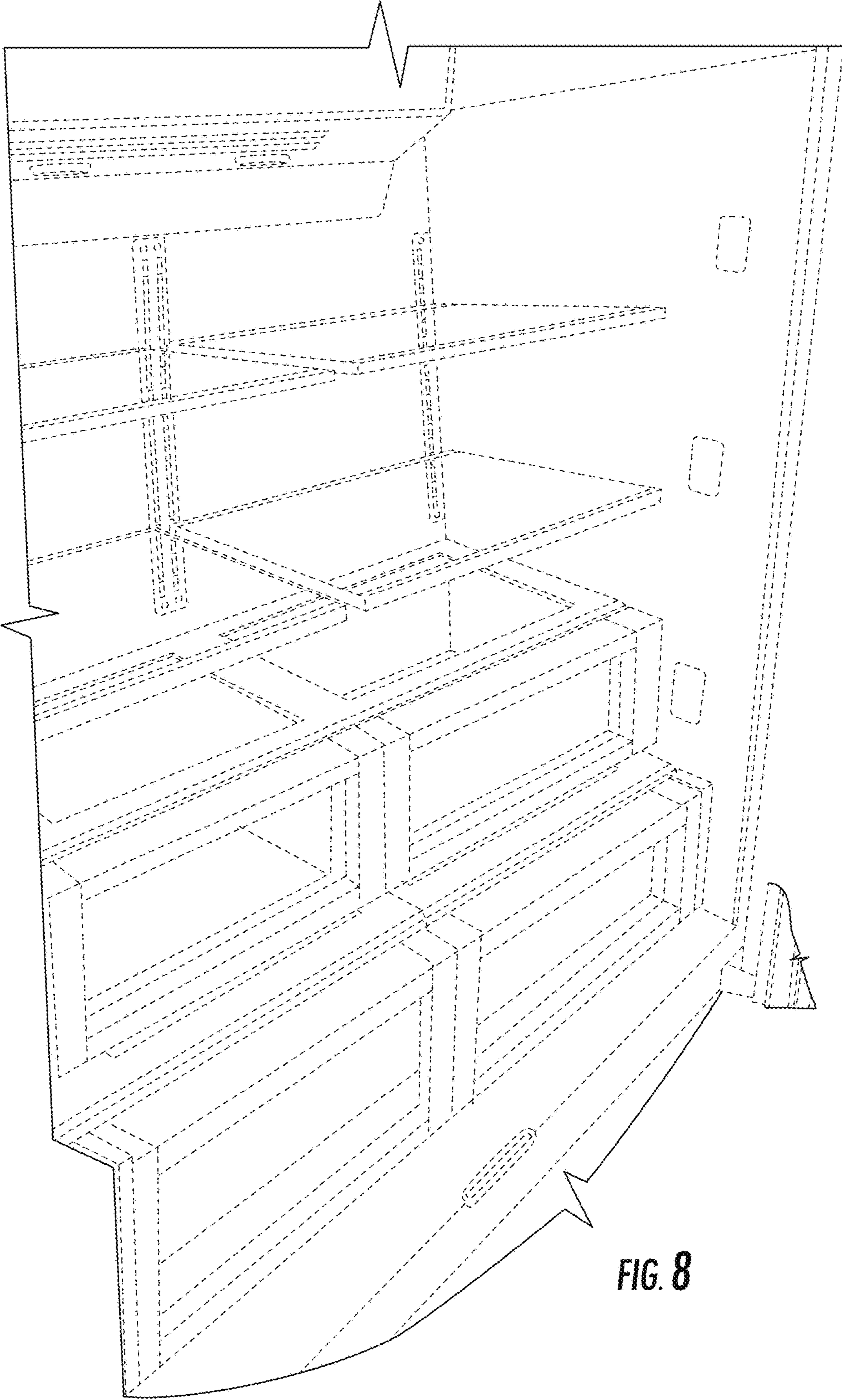


FIG. 8




FIG. 9

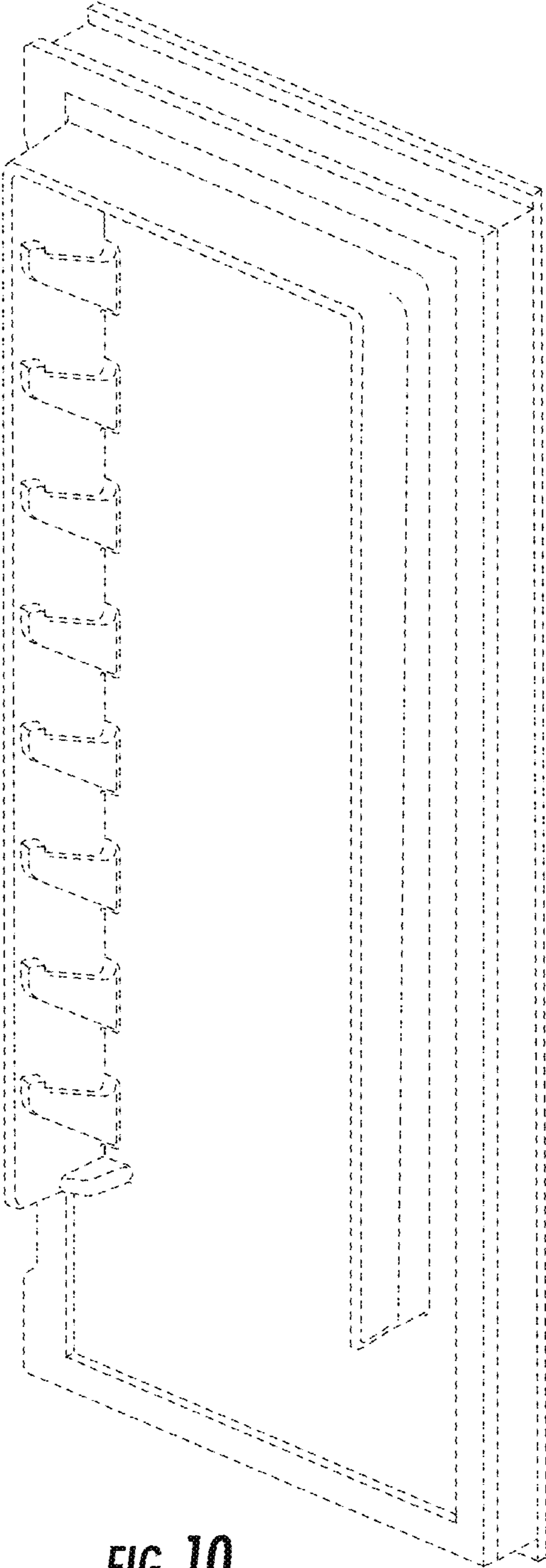


FIG. 10




FIG. 11

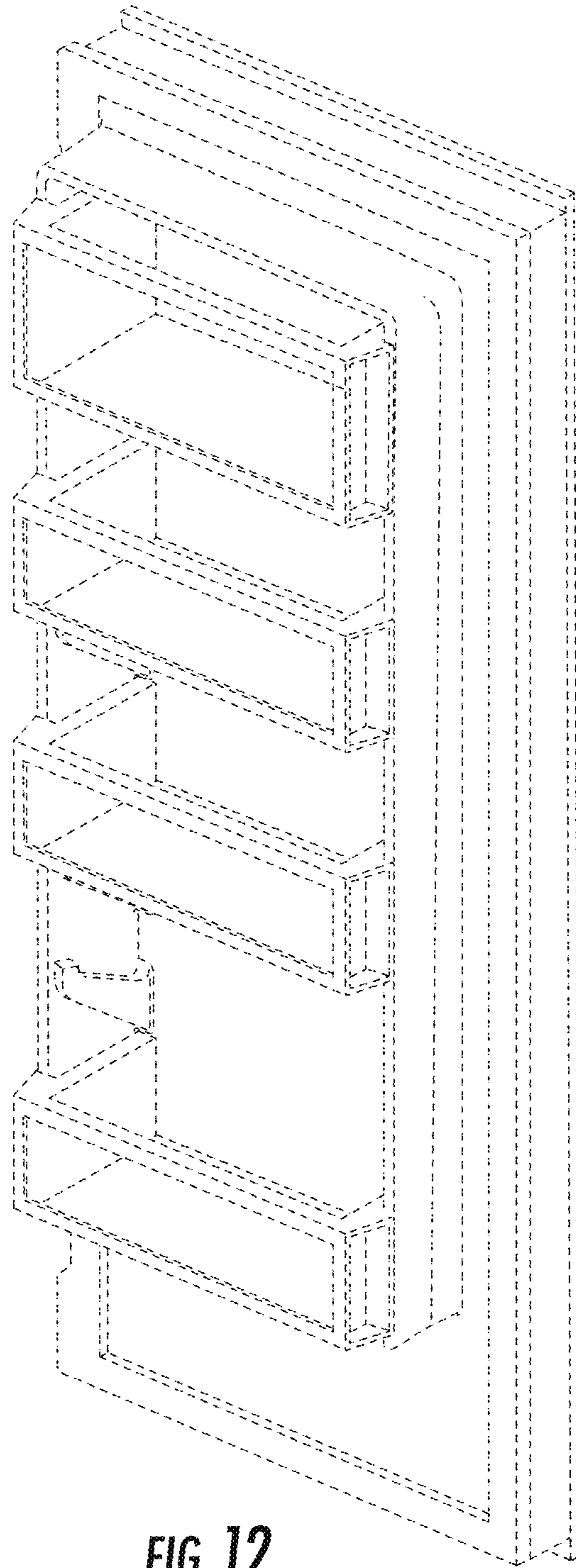


FIG. 12

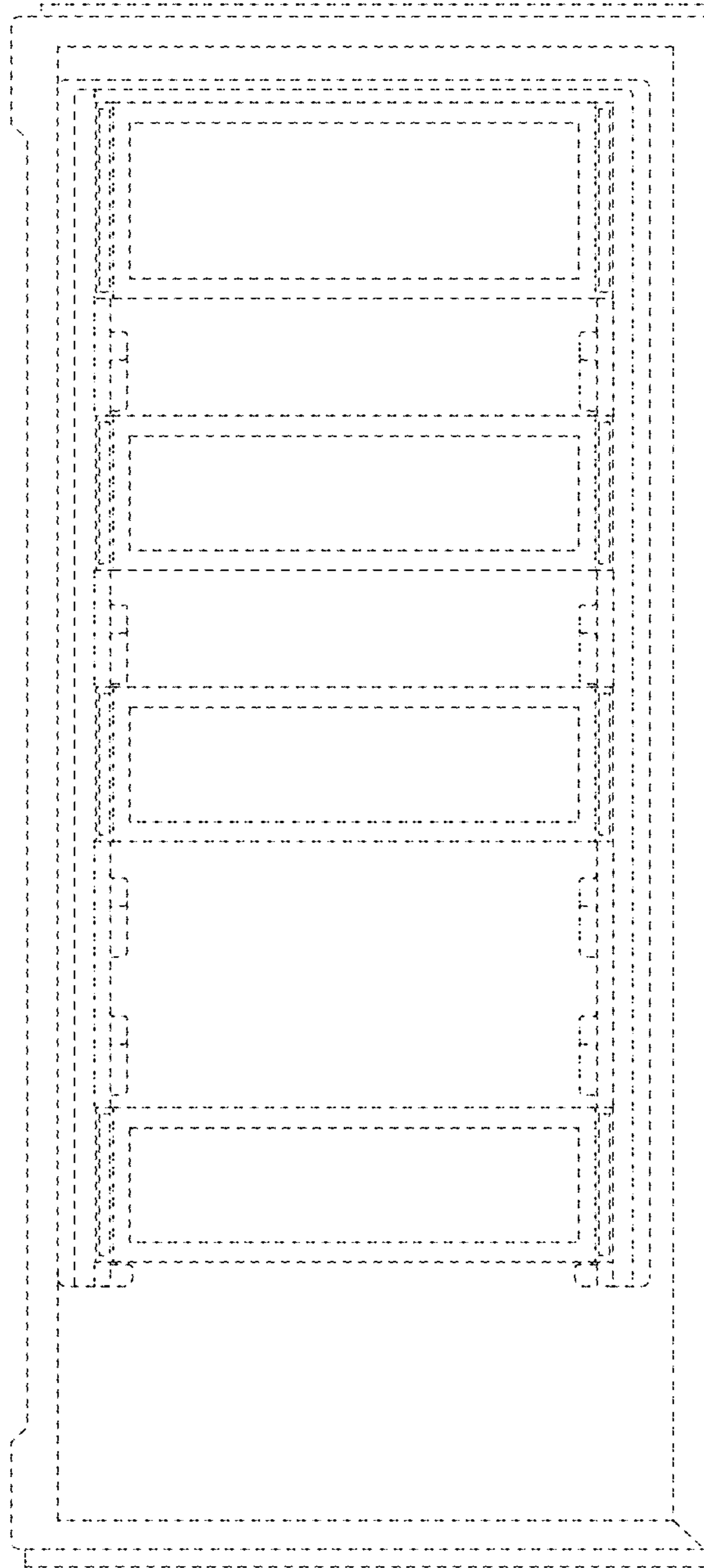


FIG. 13

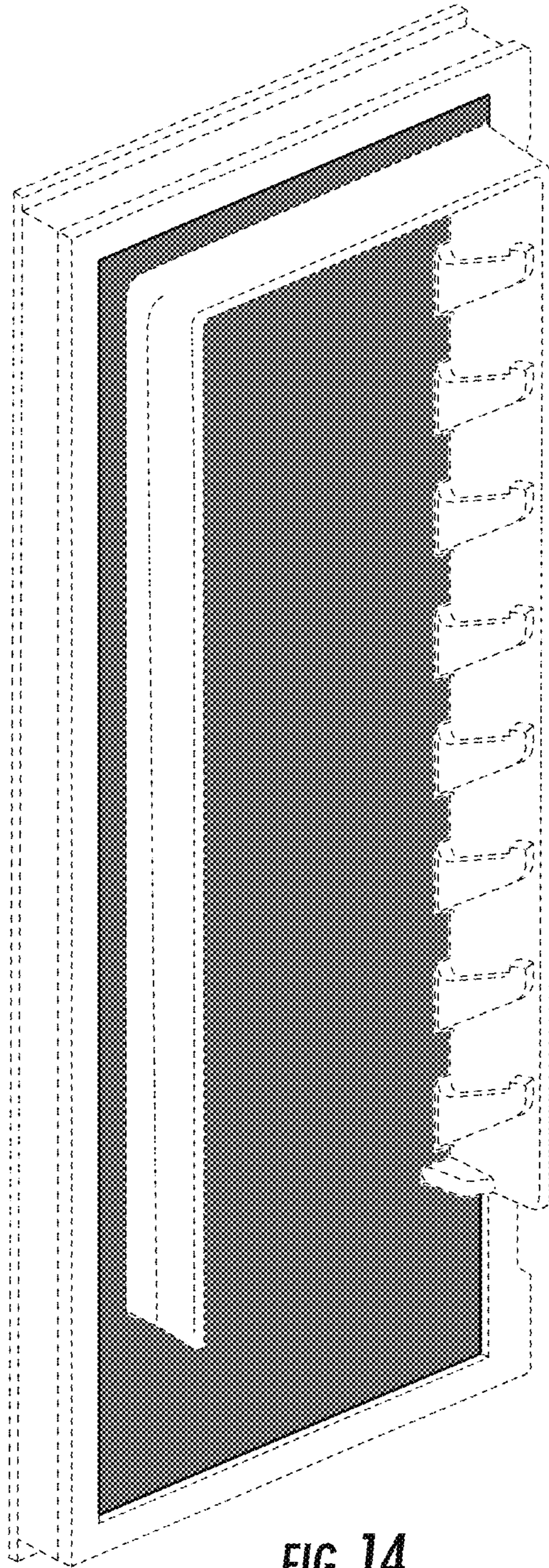


FIG. 14




FIG. 15

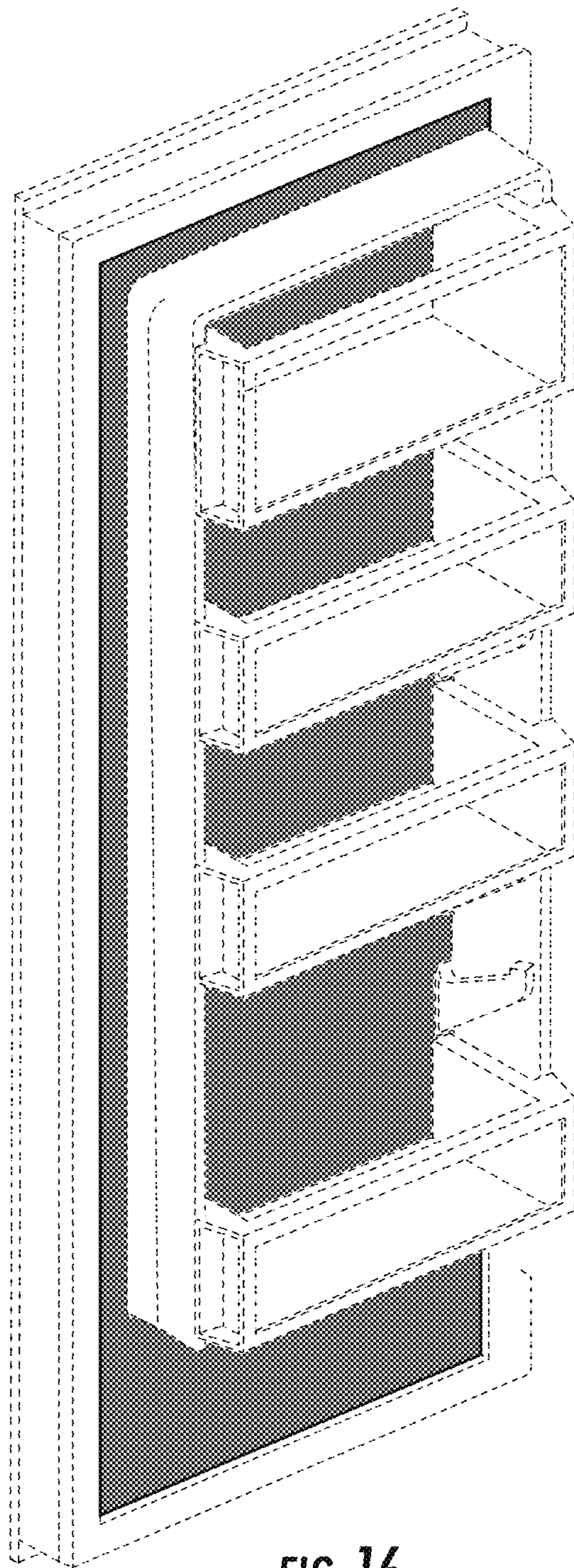


FIG. 16




FIG. 17