



US00D809572S

(12) **United States Design Patent** (10) **Patent No.:** **US D809,572 S**
Burke et al. (45) **Date of Patent:** **** *Feb. 6, 2018**

(54) **REFRIGERATOR SHELF**
(71) Applicant: **Whirlpool Corporation**, Benton Harbor, MI (US)
(72) Inventors: **Julia B. Burke**, Chicago, IL (US); **Mansour Ourasanah**, Chicago, IL (US); **Daniel H. Quinlan**, Stevensville, MI (US)
(73) Assignee: **Whirlpool Corporation**, Benton Harbor, MI (US)
(*) Notice: This patent is subject to a terminal disclaimer.
(**) Term: **15 Years**
(21) Appl. No.: **29/541,987**
(22) Filed: **Oct. 9, 2015**
(51) **LOC (11) Cl.** **15-07**
(52) **U.S. Cl.**
USPC **D15/89**
(58) **Field of Classification Search**
USPC D15/79-91
(Continued)

(56) **References Cited**
U.S. PATENT DOCUMENTS
774,117 A 11/1904 Tandy
5,415,472 A 5/1995 Brise
(Continued)
FOREIGN PATENT DOCUMENTS
CN 101611281 A 12/2009
CN 201779952 U 3/2011
(Continued)

OTHER PUBLICATIONS
“Refrigerator Capacity & Organization: Making Room for More,”
GE Appliances, website, date unknown, <http://www.geappliances>.

ca/en/shopping-guides-and-design-ideas/shopping-guides/refrigerators/make-room-for-more-in-the-refrigerator.

(Continued)

Primary Examiner — Ian Simmons
Assistant Examiner — Khawaja Anwar
(74) *Attorney, Agent, or Firm* — Price Heneveld LLP

(57) **CLAIM**

The ornamental design for a refrigerator shelf, as shown and described.

DESCRIPTION

FIG. 1 is a front view of a refrigerator shelf according to a first embodiment of our design in a first configuration thereof shown in place within an unclaimed refrigerator, a second embodiment of the design in a first configuration being a mirror-image of the first embodiment in the first configuration, and back, right side, left side, top and bottom views of the design showing no claimed portion of the design when in place within the unclaimed refrigerator; FIG. 2 is a front-perspective view of the refrigerator shelf of FIG. 1 with portions of the unclaimed refrigerator removed; FIG. 3 is a top view thereof; FIG. 4 is a bottom view thereof; FIG. 5 is a front elevation view thereof; FIG. 6 is a back elevation view thereof; FIG. 7 is a left side view thereof; FIG. 8 is a right side view thereof; FIG. 9 is a front perspective view of the refrigerator shelf according to the first embodiment of our design in a second configuration thereof shown in place within an unclaimed refrigerator, the second embodiment of the design in a second configuration being a mirror-image of the first embodiment in the second configuration, and back, right side, left side, top and bottom views of the design showing no claimed portion of the design when in place within the unclaimed refrigerator; FIG. 10 is a front-perspective view of the refrigerator shelf of FIG. 9 with portions of the unclaimed refrigerator removed; FIG. 11 is a top view thereof;

(Continued)

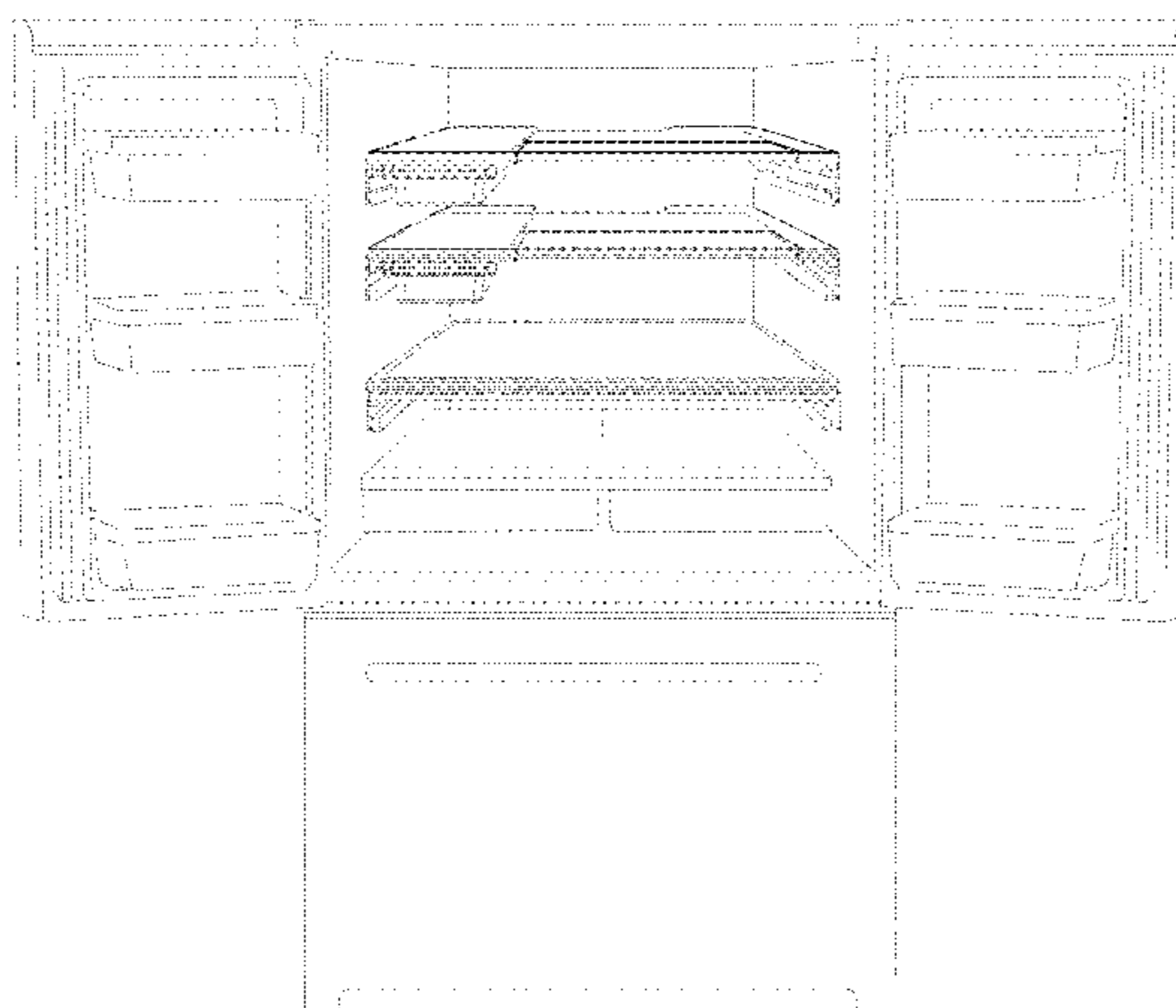


FIG. 12 is a bottom view thereof;
 FIG. 13 is a front elevation view thereof;
 FIG. 14 is a back elevation view thereof;
 FIG. 15 is a left side view thereof; and,
 FIG. 16 is a right side view thereof.
 Broken lines are environmental only and form no part of the claimed design.
 The diagonal shading indicates transparency.
 The dash-dot depiction of a rectangular prism in FIGS. 2-8, and 9-16 that enclose the refrigerator shelf with portions of the unclaimed refrigerator depicted in FIGS. 1 and 9 removed is similarly unclaimed and represents a space within an interior of the refrigerator in which the shelf may be present.

1 Claim, 10 Drawing Sheets

(58) **Field of Classification Search**

CPC F25D 11/00; F25D 11/02; F25D 13/00;
 F25D 19/00; F25D 21/00; F25D 23/00;
 F25D 2321/1441; F25D 2325/021; F25D
 2325/022; F25D 2325/023

See application file for complete search history.

(56) **References Cited**

U.S. PATENT DOCUMENTS

5,735,589	A	4/1998	Herrmann et al.	
D505,140	S *	5/2005	Reed	D15/89
D516,100	S *	2/2006	Vardon	D15/89
D516,102	S *	2/2006	Vardon	D15/89
D523,034	S *	6/2006	Vardon	D15/89
D525,633	S *	7/2006	Vardon	D15/89
D551,262	S *	9/2007	Becke	D15/89
7,878,344	B2	2/2011	Martin et al.	
D656,970	S *	4/2012	Merritt	D15/90
D669,506	S *	10/2012	Czach	D15/89
8,403,438	B2	3/2013	Park et al.	
D692,034	S *	10/2013	Seo	D15/89
D694,288	S *	11/2013	Hottmann	D15/89
D694,289	S *	11/2013	Hottmann	D15/89
D694,292	S *	11/2013	Eby	D15/89

D707,267	S *	6/2014	Choi	D15/89
D709,927	S *	7/2014	Park	D15/89
8,777,341	B2	7/2014	Amaral et al.	
D710,405	S *	8/2014	Seo	D15/89
D710,406	S *	8/2014	Seo	D15/89
D711,943	S *	8/2014	Park	D15/89
D714,840	S *	10/2014	Yang	D15/89
D717,349	S *	11/2014	Seo	D15/89
D719,986	S *	12/2014	Kim	D15/89
D734,784	S *	7/2015	Kim	D15/89
D745,581	S *	12/2015	Jeon	D15/89
D747,369	S *	1/2016	McConnell	D15/89
D747,370	S *	1/2016	Kim	D15/89
D747,371	S *	1/2016	Lee	D15/89
D747,372	S *	1/2016	Kim	D15/89
D747,373	S *	1/2016	Lee	D15/89
D748,165	S *	1/2016	McConnell	D15/89
D754,759	S *	4/2016	McConnell	D15/89
D756,551	S *	5/2016	Handt	D26/28
D761,884	S *	7/2016	Austin	D15/89
2003/0020387	A1	1/2003	Wing et al.	
2010/0102693	A1	4/2010	Driver et al.	
2011/0001415	A1	1/2011	Park et al.	
2011/0115356	A1	5/2011	Nash et al.	
2012/0091084	A1	4/2012	Amaral et al.	
2012/0223038	A1	9/2012	Bean	
2013/0020922	A1	1/2013	Jang	

FOREIGN PATENT DOCUMENTS

CN	102395849	A	3/2012
CN	102494496	A	6/2012
CN	102135363	B	12/2012
CN	102829604	A	12/2012
CN	102889744	A	1/2013
EP	577939	A1	1/1994
JP	2002090054	A	3/2002
KR	10431346	B1	5/2004
KR	10756887	B1	9/2007
WO	2008015180	A2	2/2008

OTHER PUBLICATIONS

“GE Profile Side by Side Refrigerators”, Abt, website, date unknown, http://www.abt.com/ge/GE_Profile_SidebySide.

* cited by examiner




FIG. 1

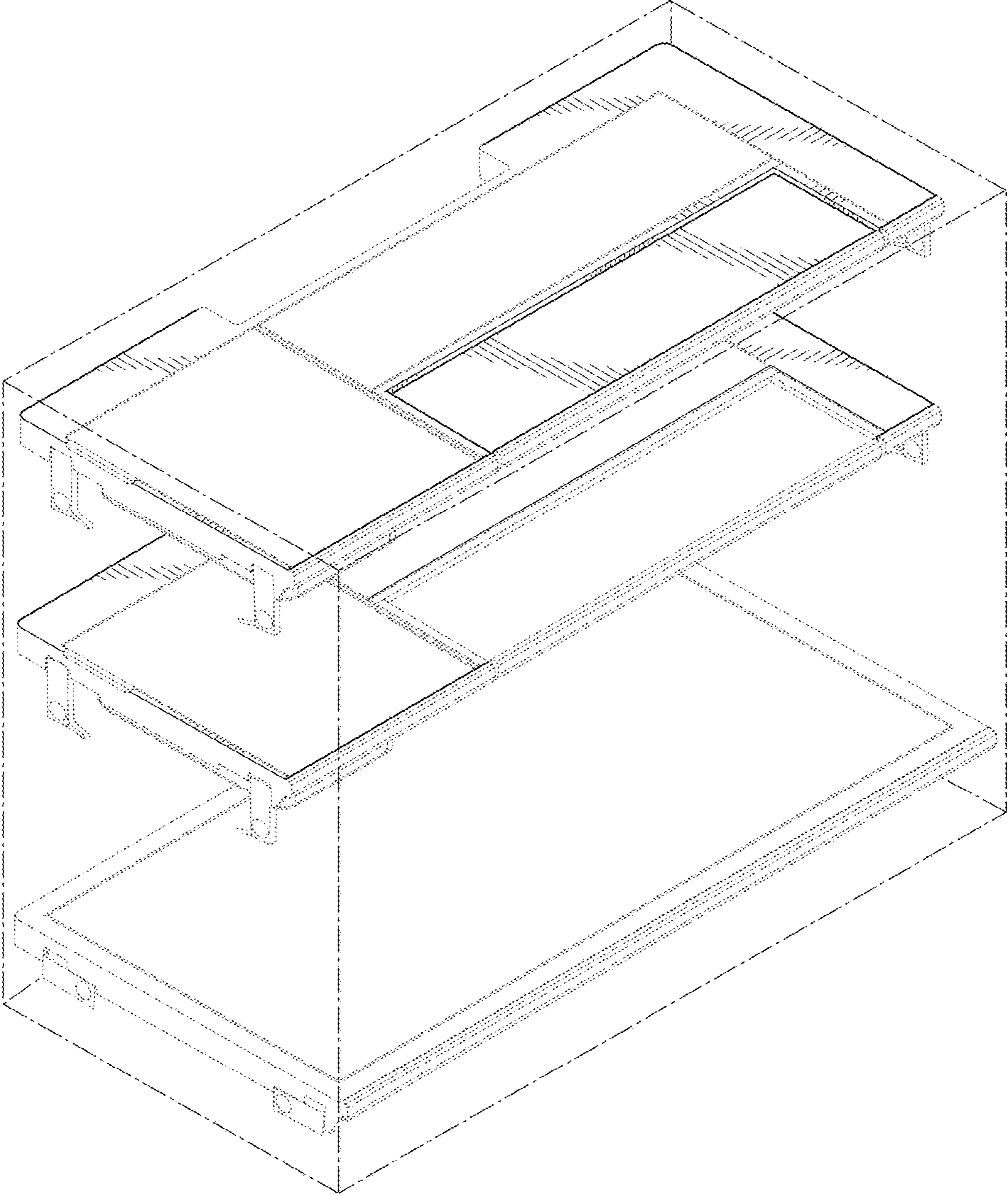


FIG. 2

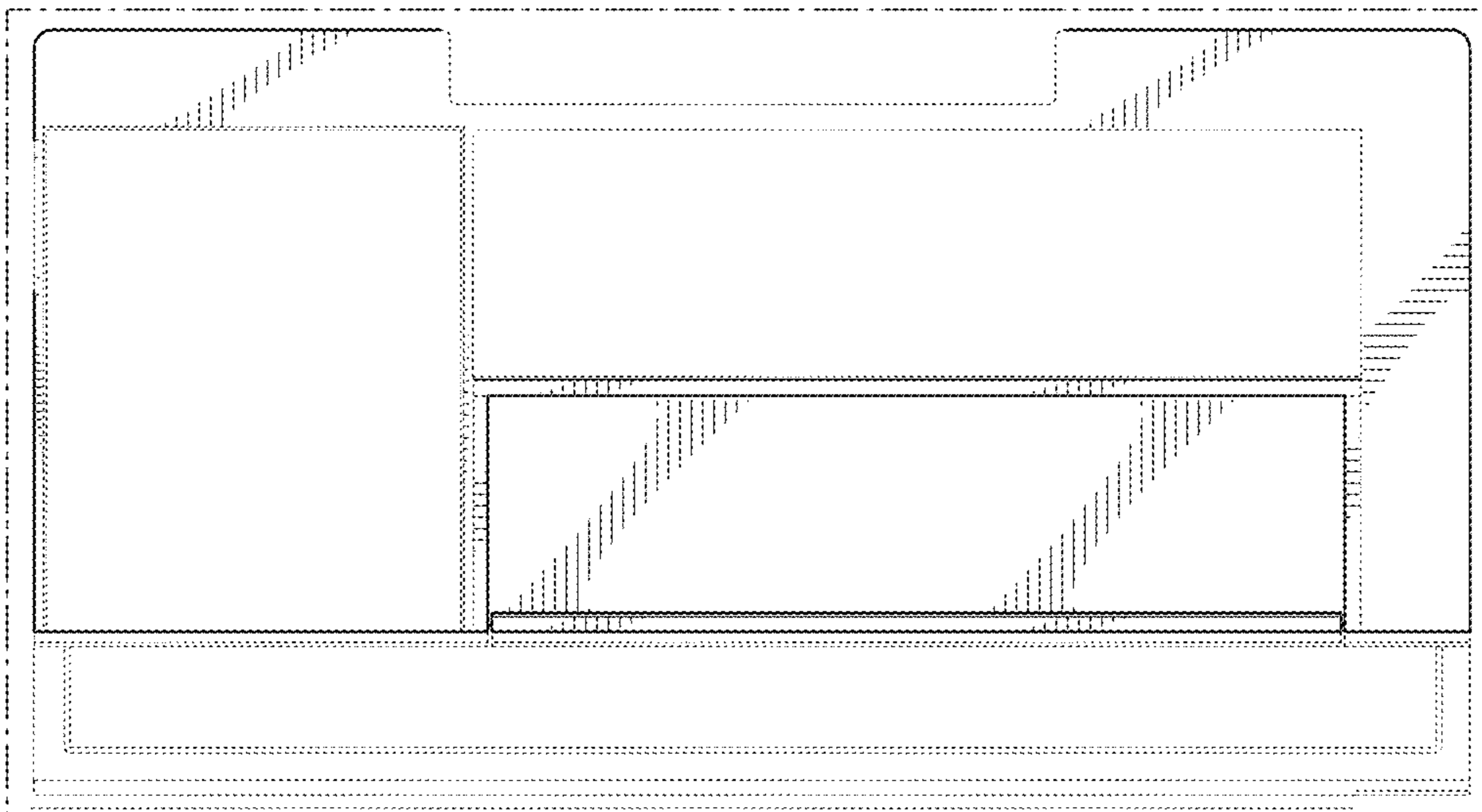


FIG. 3




FIG. 4

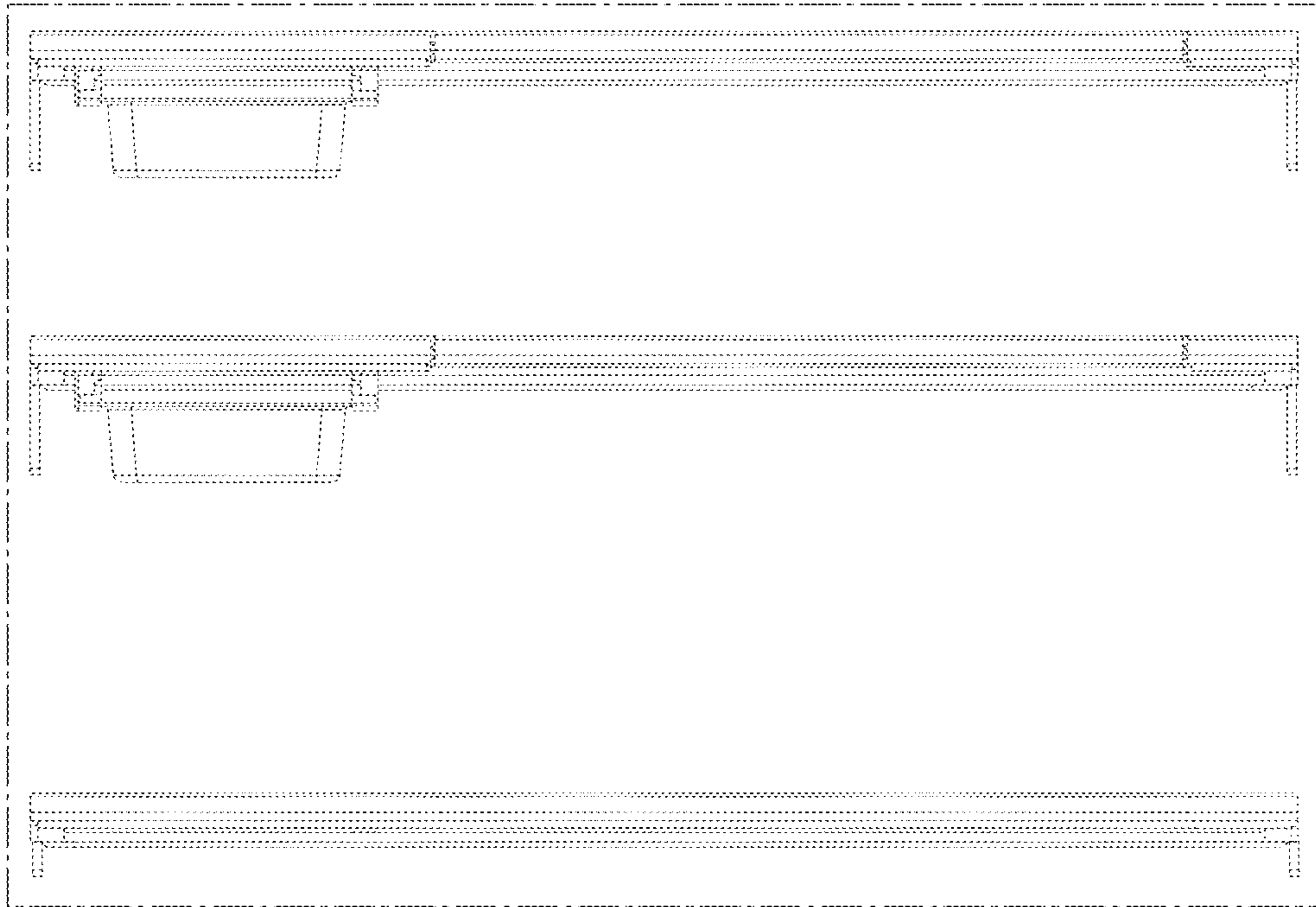


FIG. 5

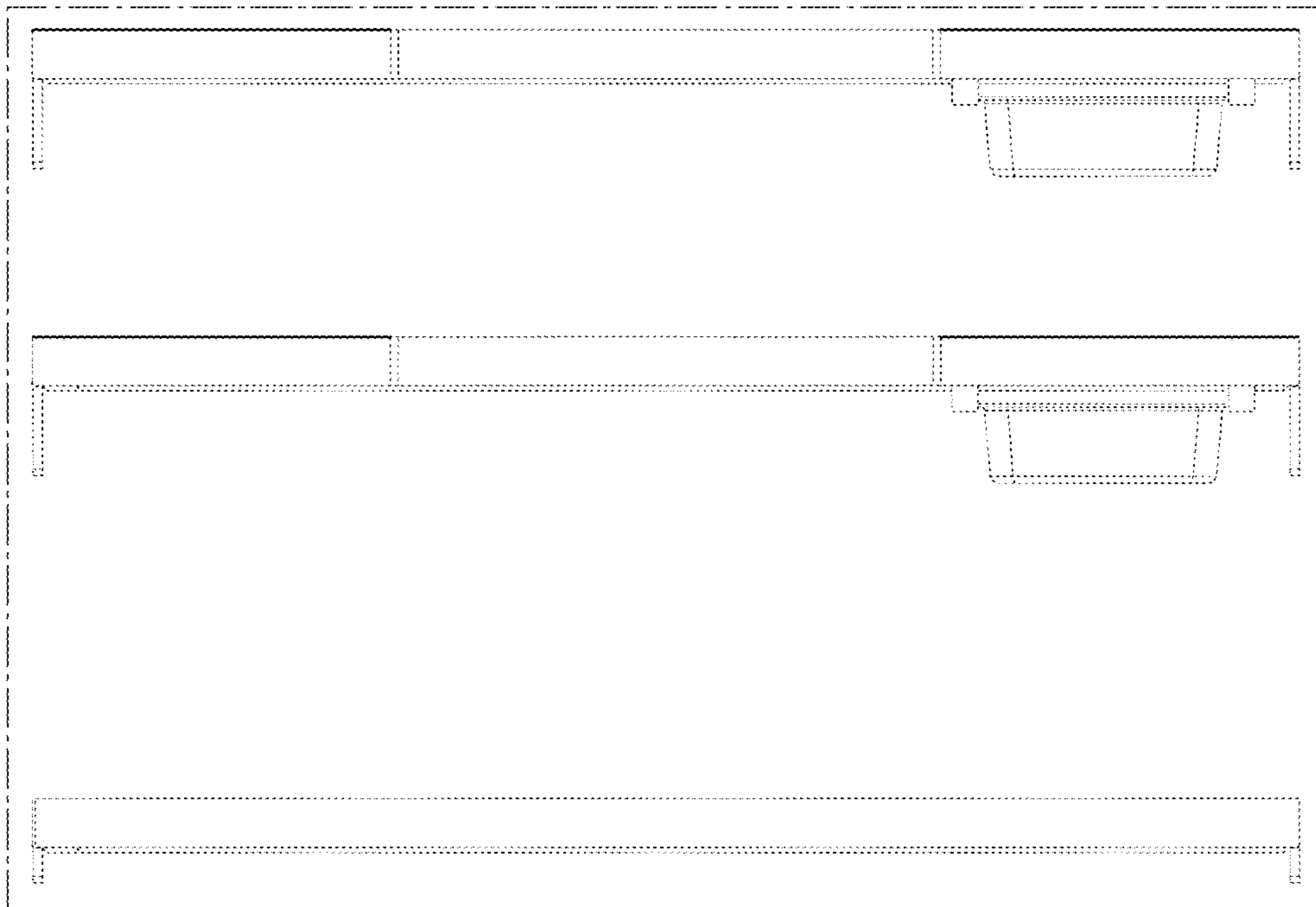


FIG. 6

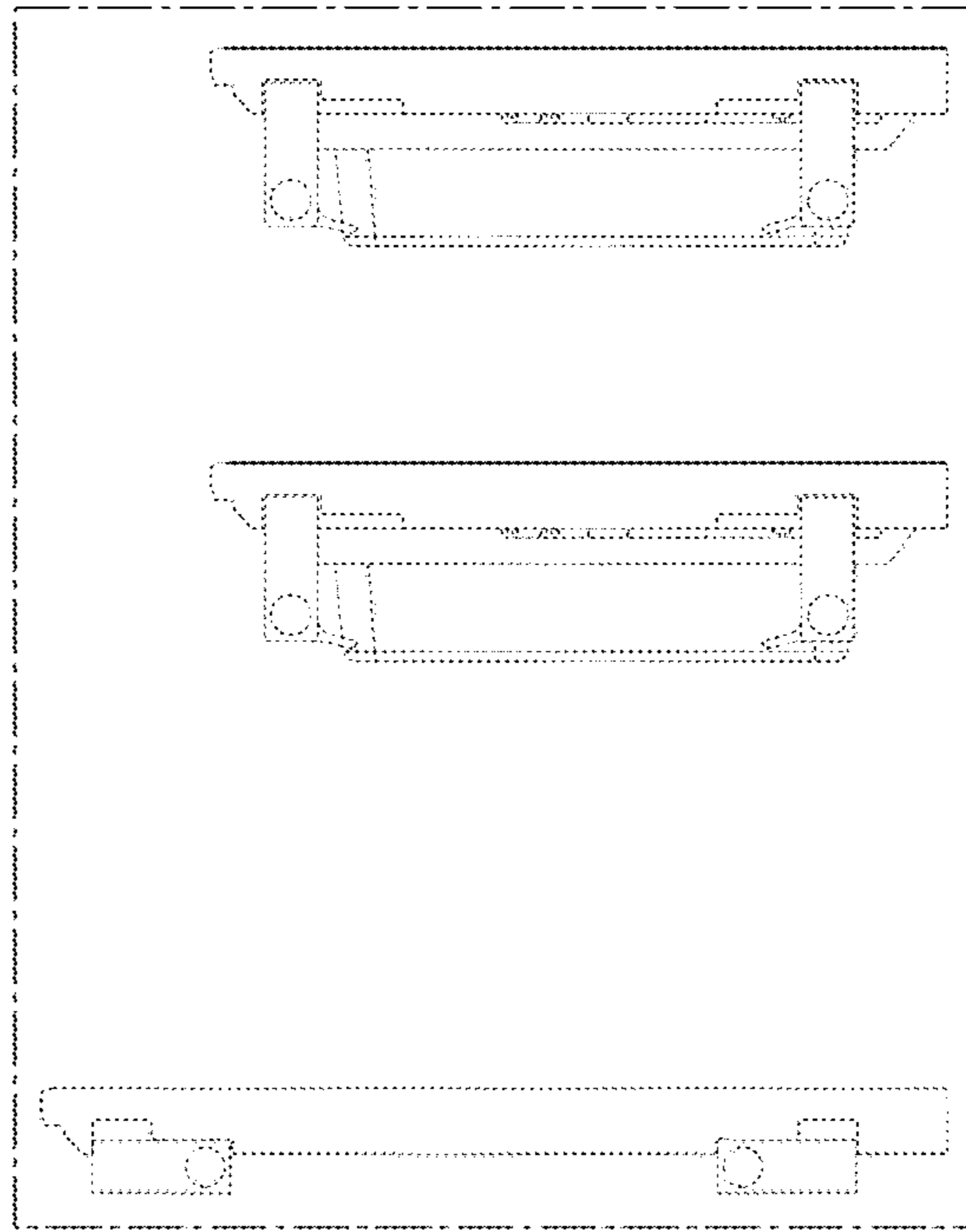


FIG. 7

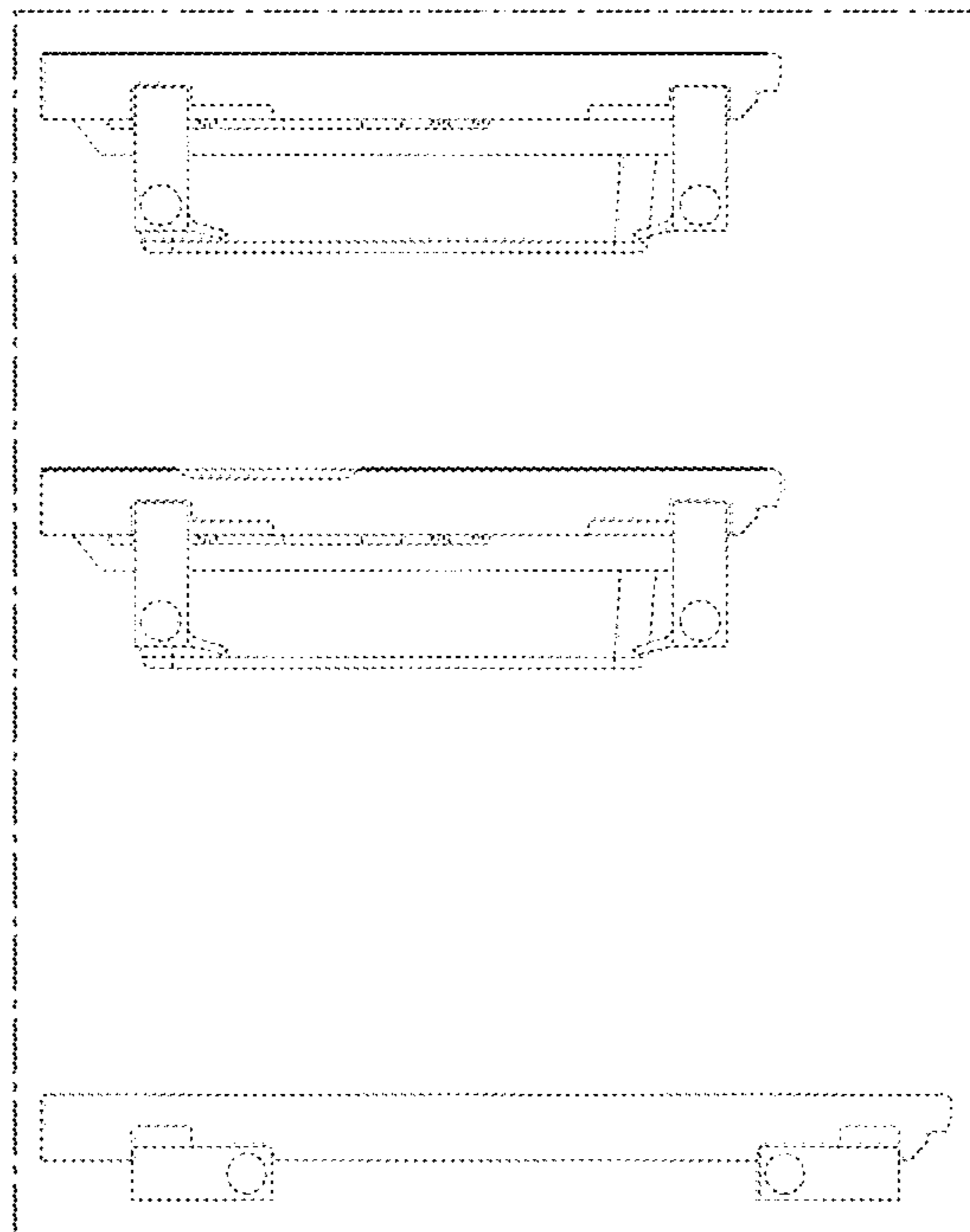


FIG. 8




FIG. 9

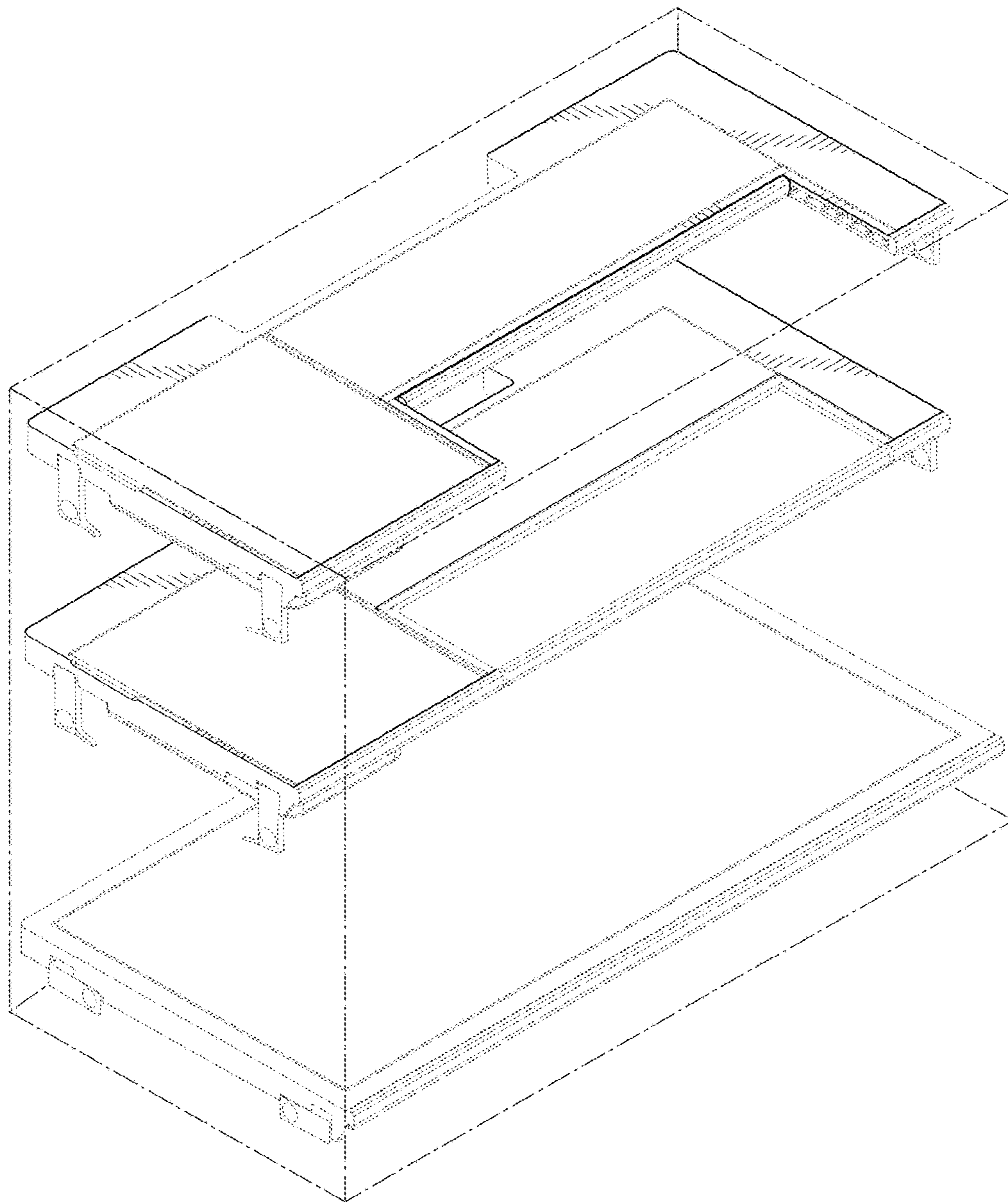


FIG. 10

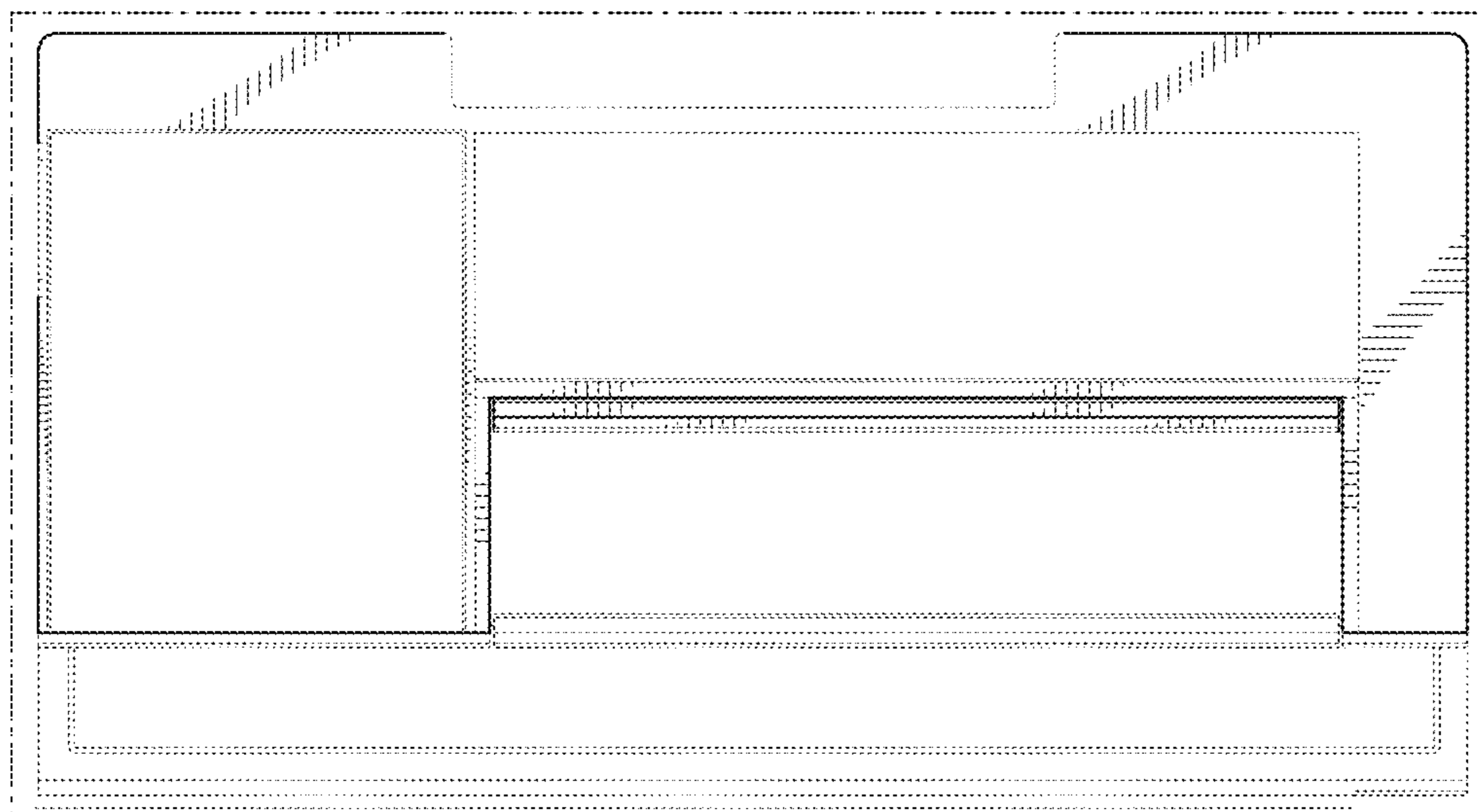


FIG. 11




FIG. 12

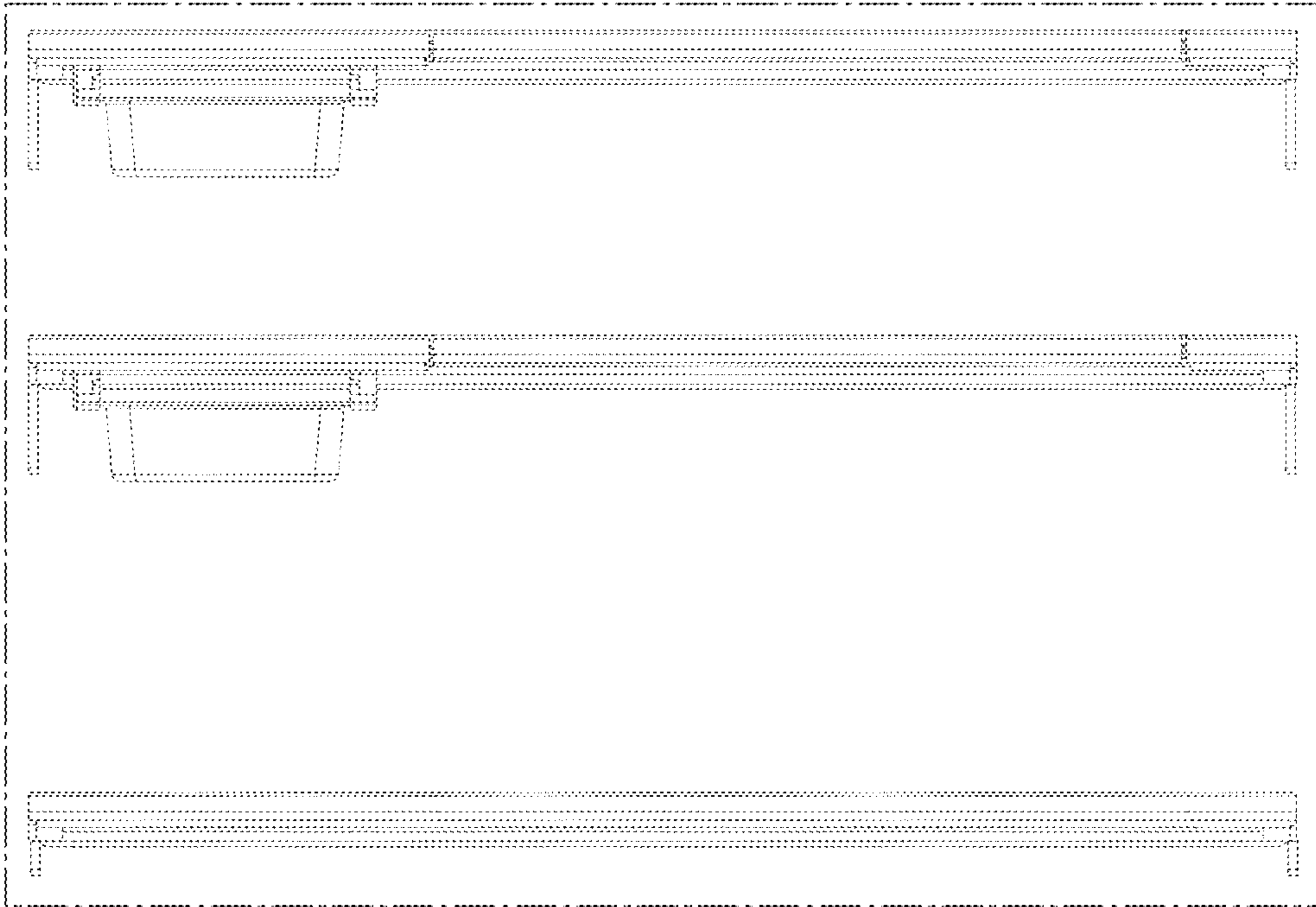


FIG. 13

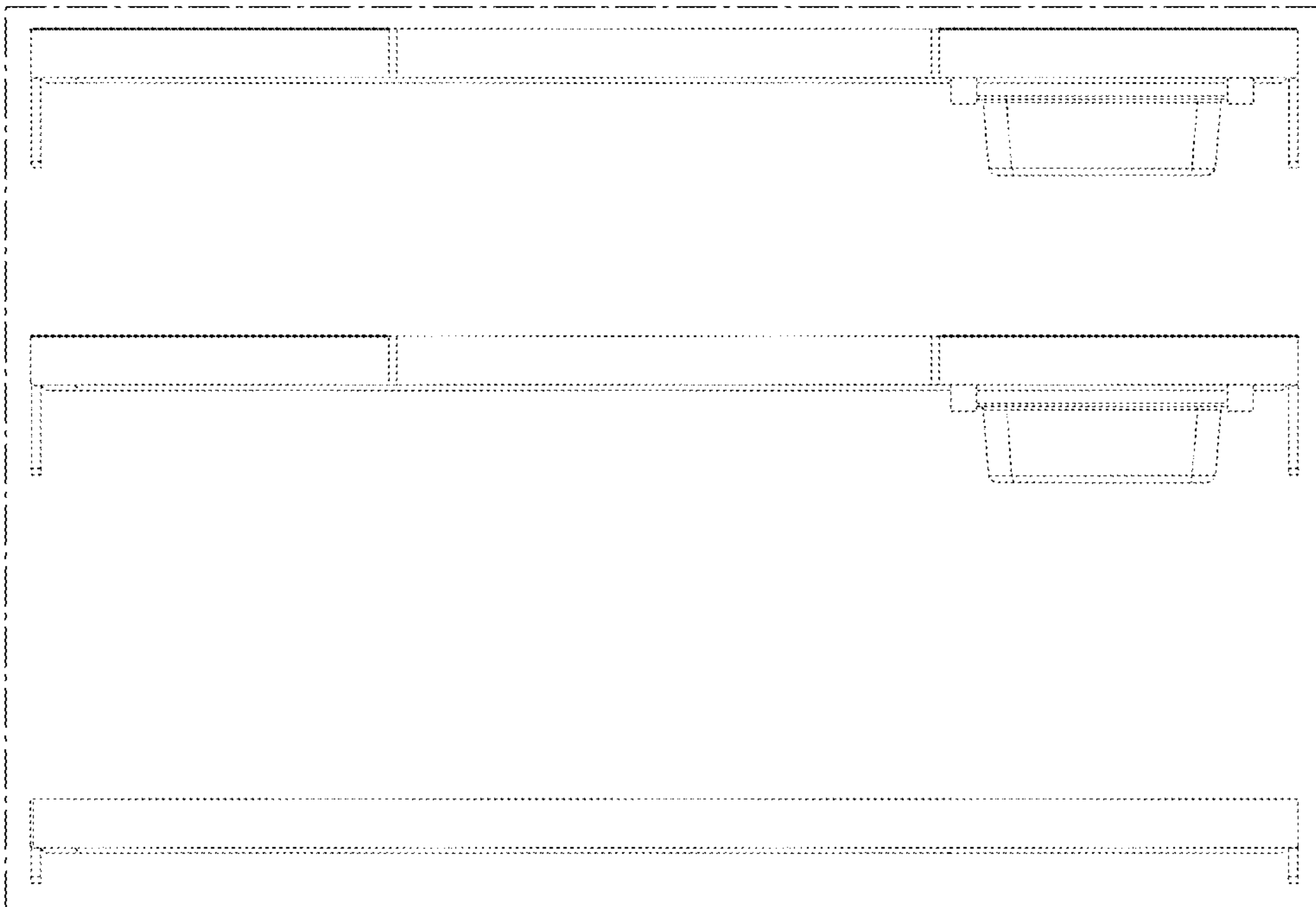


FIG. 14

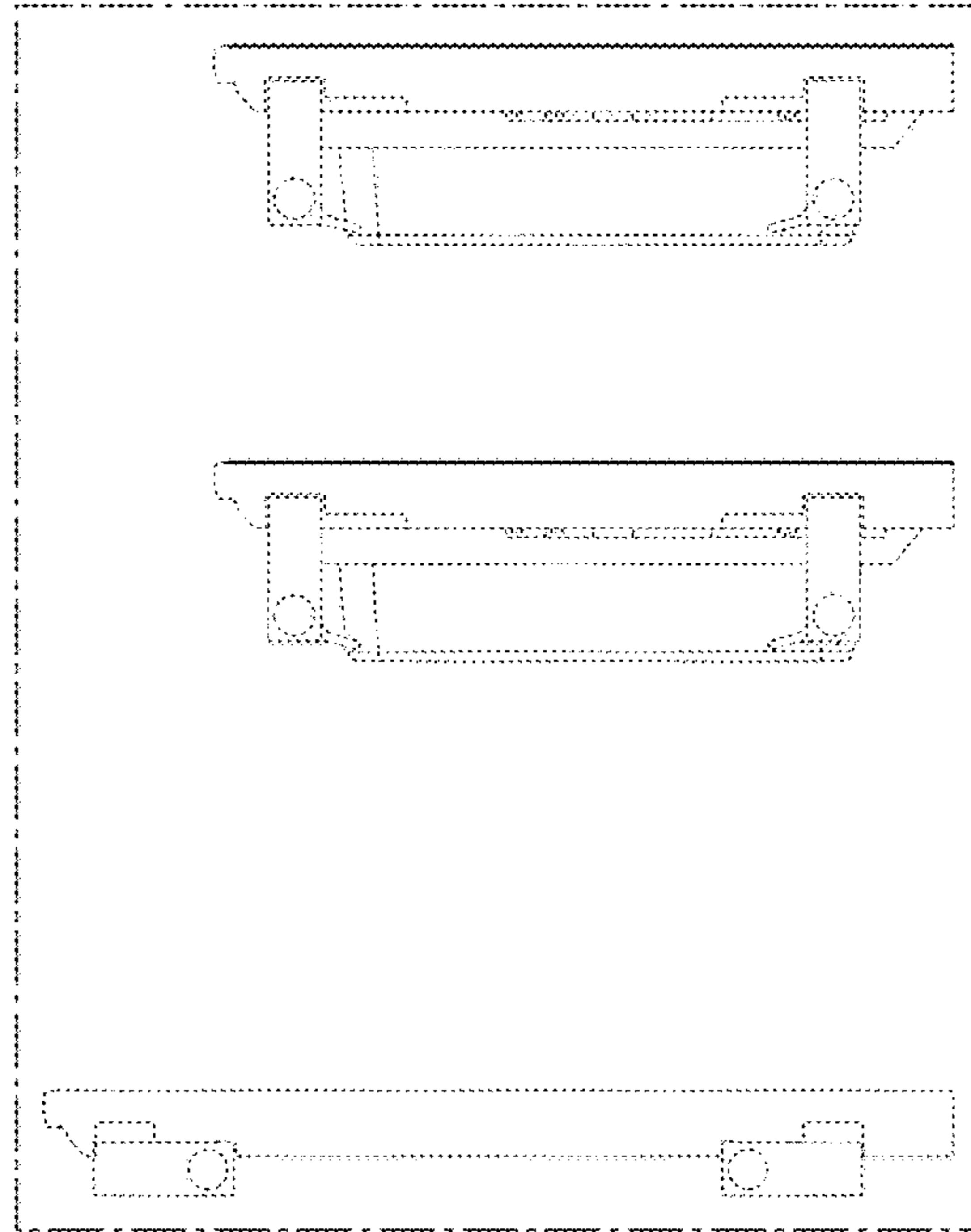


FIG. 15

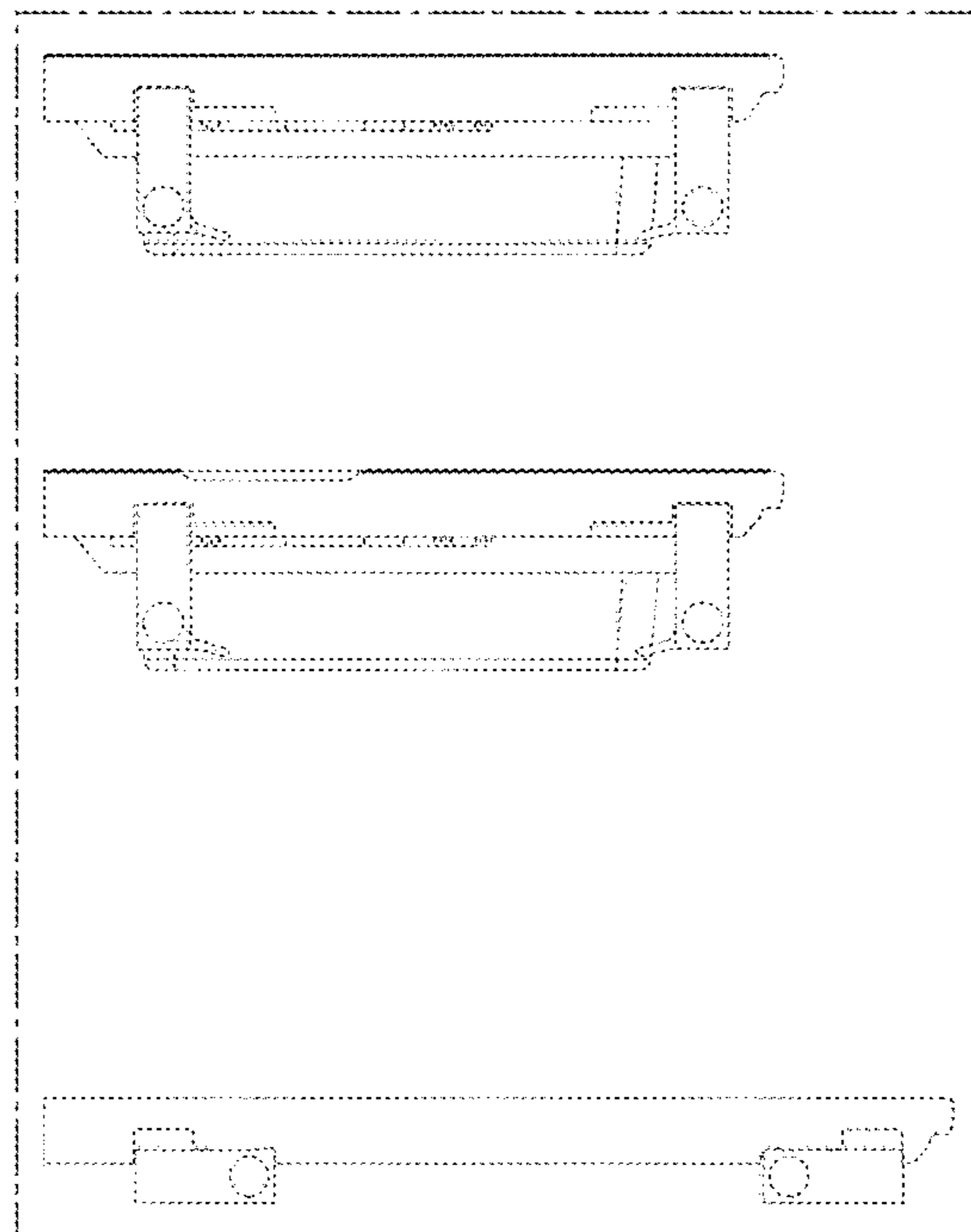


FIG. 16