



US00D809557S

(12) **United States Design Patent**
Kang et al.

(10) **Patent No.:** **US D809,557 S**
(45) **Date of Patent:** **** Feb. 6, 2018**

(54) **DISPLAY SCREEN OR PORTION THEREOF WITH TRANSITIONAL GRAPHICAL USER INTERFACE**

(71) Applicant: **Samsung Electronics Co., Ltd.**, Suwon-si (KR)

(72) Inventors: **Hyejin Kang**, Seoul (KR); **Bonheon Koo**, Seoul (KR); **Kyunghui Oh**, Seoul (KR)

(73) Assignee: **SAMSUNG ELECTRONICS CO., LTD.**, Suwon-si (KR)

(**) Term: **15 Years**

(21) Appl. No.: **29/572,273**

(22) Filed: **Jul. 26, 2016**

(30) **Foreign Application Priority Data**

Jun. 3, 2016 (KR) 30-2016-0027225

(51) **LOC (11) Cl.** **14-04**

(52) **U.S. Cl.**
USPC **D14/488**

(58) **Field of Classification Search**
USPC D14/485-495
CPC G06F 3/0482; G06F 3/0484; G06F 3/0485; G06F 3/0486

See application file for complete search history.

(56) **References Cited**

U.S. PATENT DOCUMENTS

- 9,009,113 B1 * 4/2015 Shapira G06F 17/30749 707/636
- D735,737 S * 8/2015 Lee D14/486
- D752,604 S * 3/2016 Zhang D14/485
- D753,703 S * 4/2016 Villamor D14/488
- D767,616 S * 9/2016 Jones D14/487
- D769,305 S * 10/2016 Williamson D14/488

- D770,487 S * 11/2016 Li D14/486
- D771,090 S * 11/2016 Su D14/486
- D774,061 S * 12/2016 Wu D14/486
- D774,078 S * 12/2016 Kisselev D14/488
- D776,687 S * 1/2017 Wick D14/486

(Continued)

Primary Examiner — Shannon Morgan

(74) *Attorney, Agent, or Firm* — McAndrews Held & Malloy, Ltd.

(57) **CLAIM**

The ornamental design for a display screen or portion thereof with transitional graphical user interface, as shown and described.

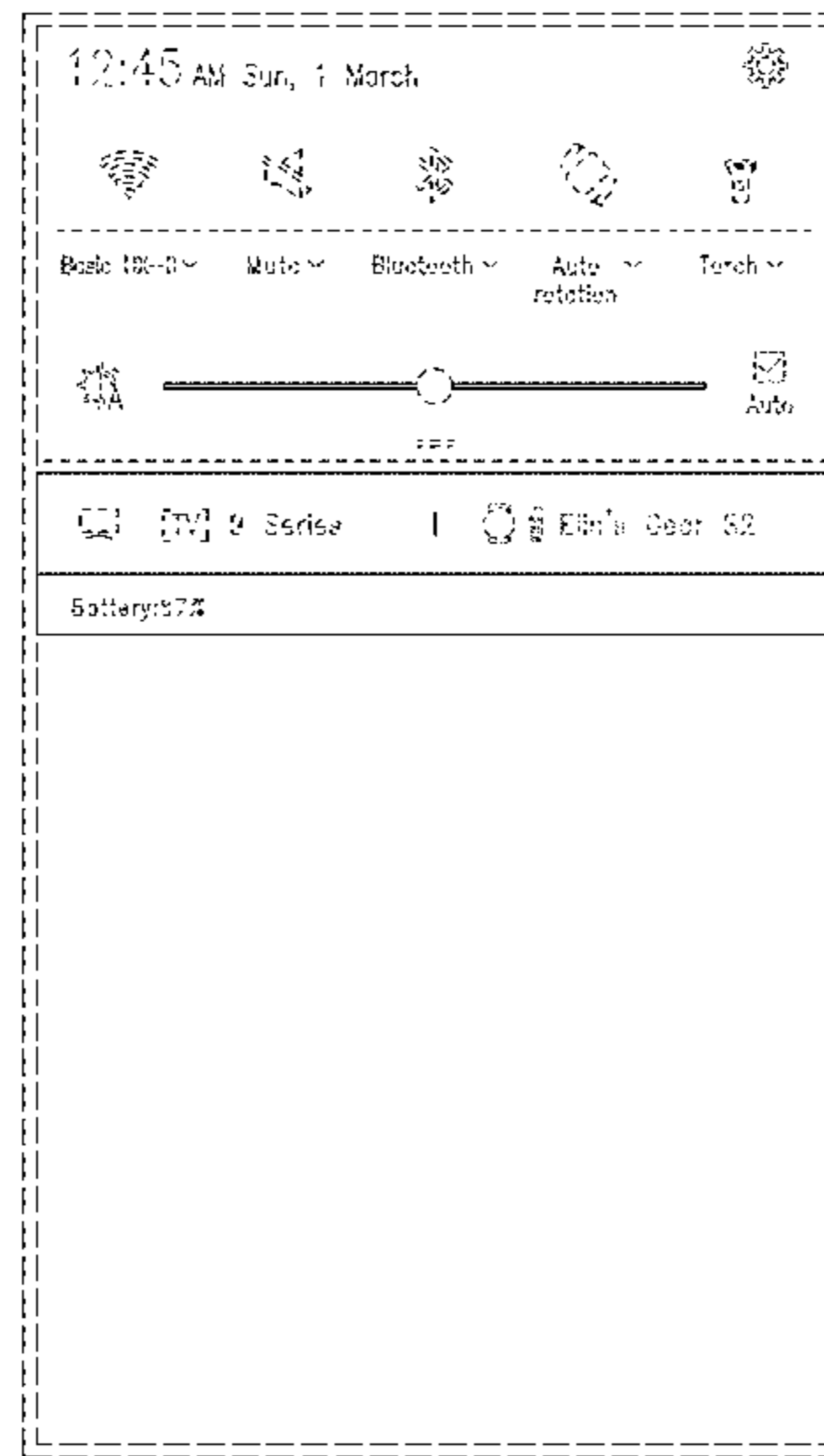
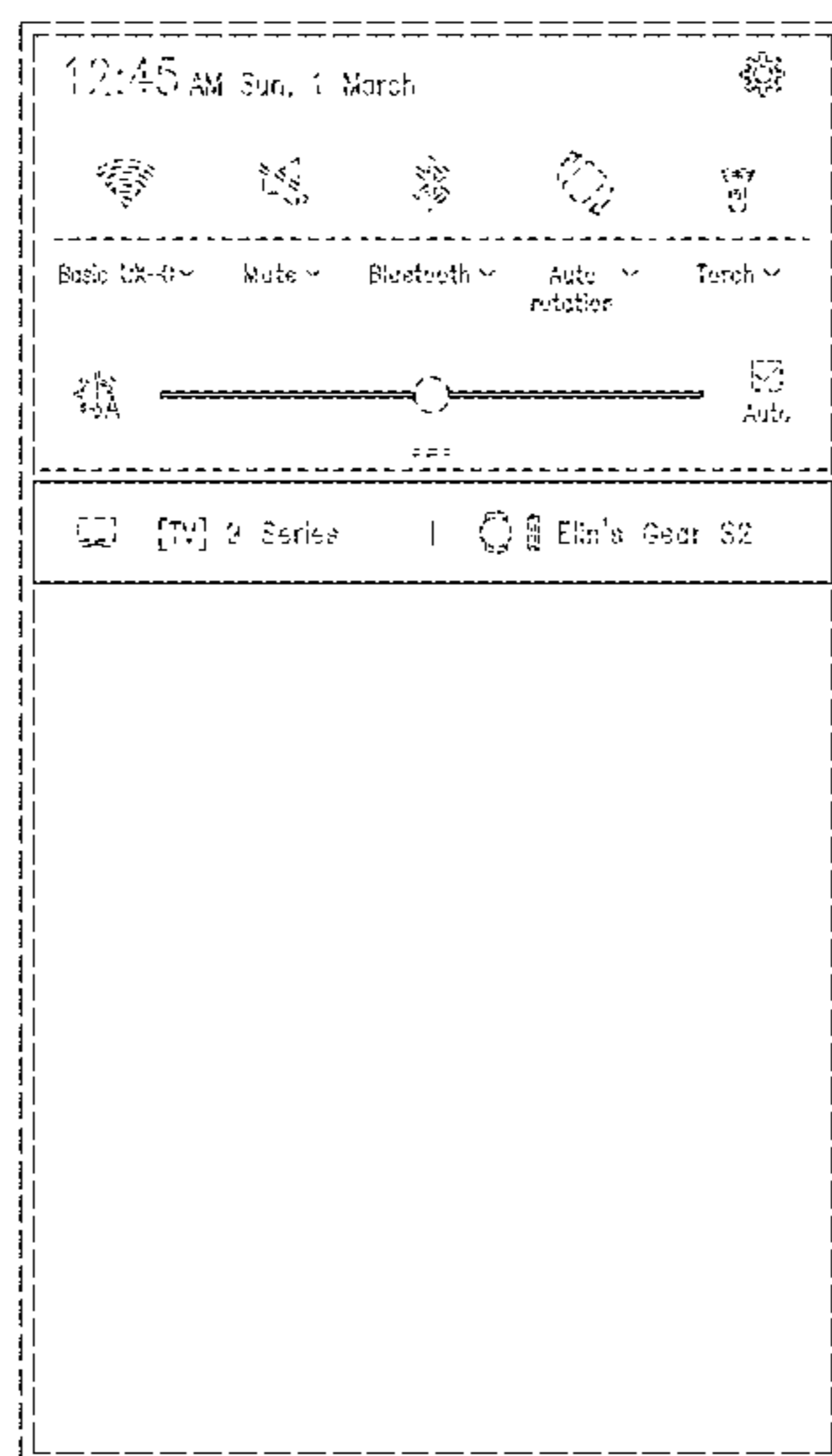
DESCRIPTION

FIG. 1 is the first image in a sequence for a display screen or portion thereof with transitional graphical user interface showing our new design according to a first embodiment; FIG. 2 is the second image thereof; FIG. 3 is the third image thereof; FIG. 4 is the fourth image thereof; FIG. 5 is the first image in a sequence for a display screen or portion thereof with transitional graphical user interface showing our new design according to a second embodiment; FIG. 6 is the second image thereof; FIG. 7 is the third image thereof; and, FIG. 8 is the fourth image thereof.

The outer perimeter pair of broken lines in the figures depict a display screen or portion thereof and form no part of the claimed design. The remaining broken lines in the figures depict portions of the transitional graphical user interface and form no part of the claimed design.

The appearance of the transitional image sequentially transitions between the images shown in FIGS. 1-4 and between the images shown in FIGS. 5-8. The process or period in which one image transitions to another image forms no part of the claimed design.

1 Claim, 8 Drawing Sheets



(56)

References Cited

U.S. PATENT DOCUMENTS

D783,036 S *	4/2017	Yang	D14/486	2015/0339051 A1*	11/2015	Yang	G06F 3/04883
D789,982 S *	6/2017	Christiana	D14/488					382/189
D791,819 S *	7/2017	Sagawa	D14/488	2015/0364057 A1*	12/2015	Catani	G09B 19/0092
D792,460 S *	7/2017	Kisielius	D14/486					434/127
2010/0231533 A1*	9/2010	Chaudhri	G06F 3/04817	2016/0077724 A1*	3/2016	Lee	G06F 3/04817
				345/173					715/703
2012/0265695 A1*	10/2012	Tuchman	G06Q 10/02	2016/0110064 A1*	4/2016	Shapira	G06Q 40/00
				705/304					705/14.27
2013/0111395 A1*	5/2013	Ying	G06F 3/0483	2016/0110093 A1*	4/2016	S	G06F 3/04883
				715/783					715/863
2013/0321340 A1*	12/2013	Seo	G06F 1/1641	2016/0110830 A1*	4/2016	Shapira	G06Q 50/184
				345/174					705/26.43
2013/0332850 A1*	12/2013	Bovet	H04L 51/22	2016/0132234 A1*	5/2016	Riscutia	G06F 3/0483
				715/752					715/773
2014/0152585 A1*	6/2014	Andersson			2016/0167607 A1*	6/2016	Rai	H04L 67/34
		Reimer	G06F 3/0485					701/36
				345/173	2016/0284123 A1*	9/2016	Hare	G06T 7/55
2015/0145435 A1*	5/2015	Ogawa	H05B 37/0272	2016/0292801 A1*	10/2016	Quirico	G06Q 50/16
				315/294	2016/0342665 A1*	11/2016	Lane	G06F 17/30557
					2016/0378743 A1*	12/2016	Kumar	G06F 17/243
									715/780
					2017/0034659 A1*	2/2017	Shnitzer	H04W 4/023

* cited by examiner

FIG. 1

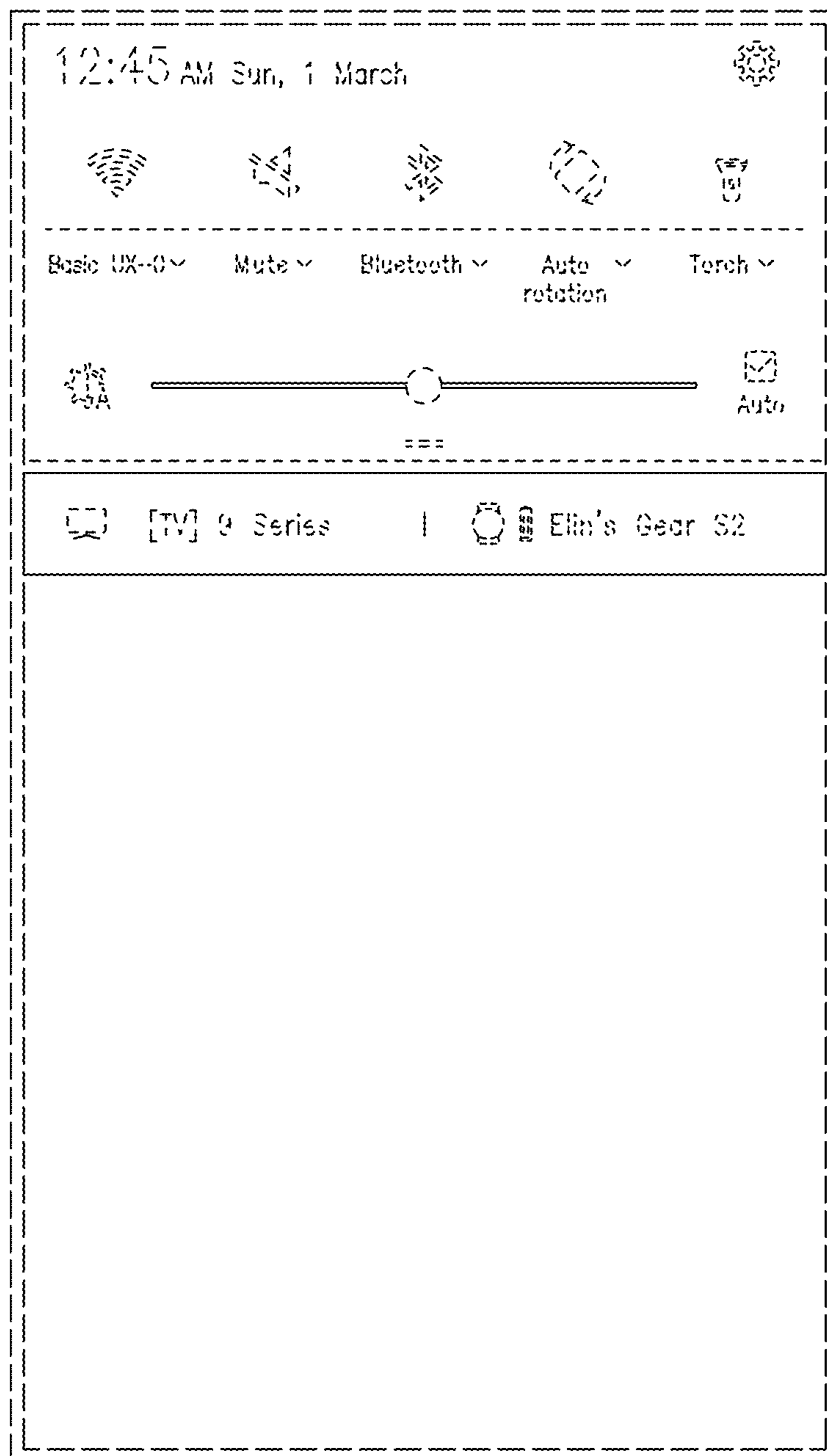


FIG. 2

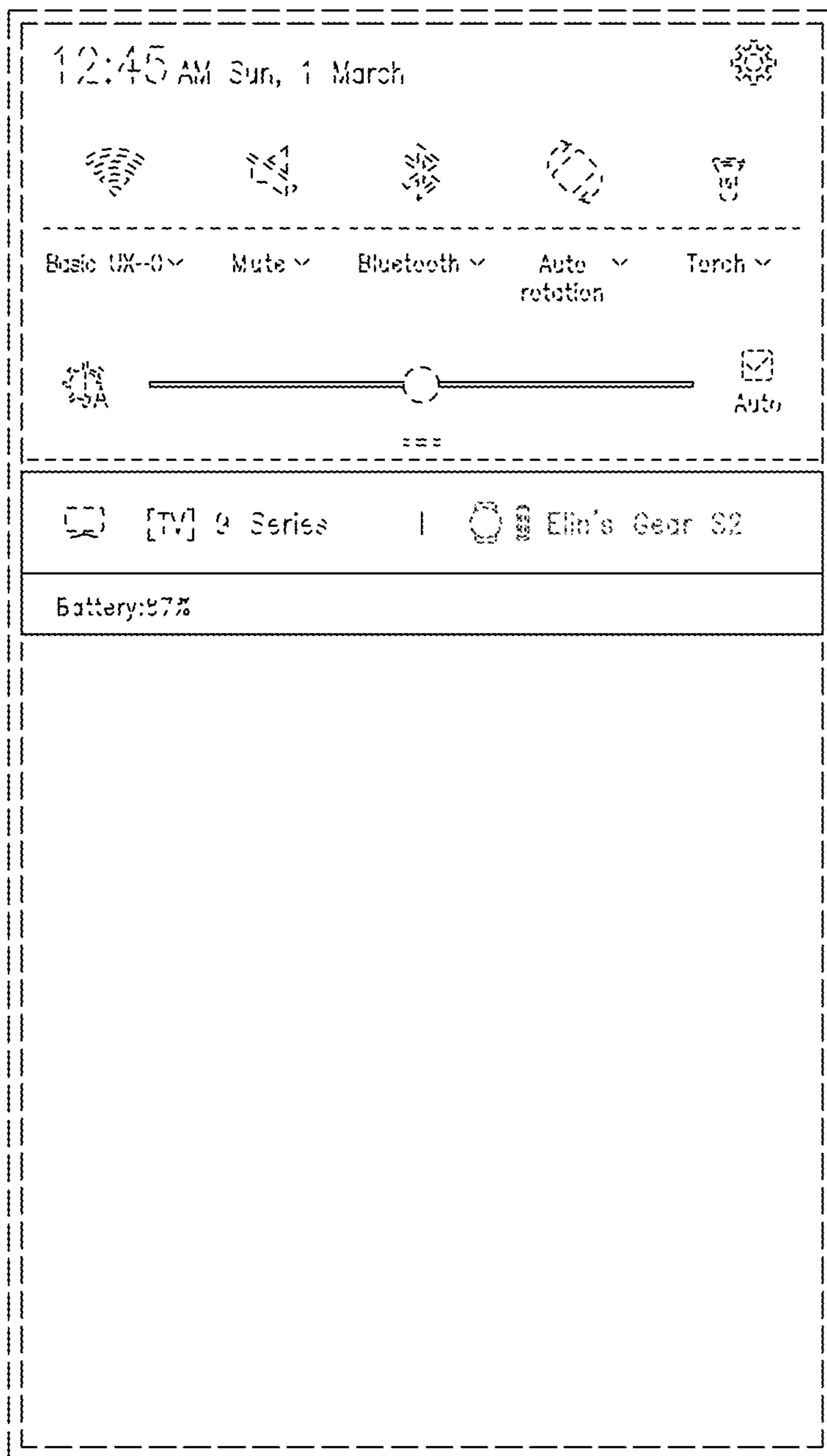


FIG. 3

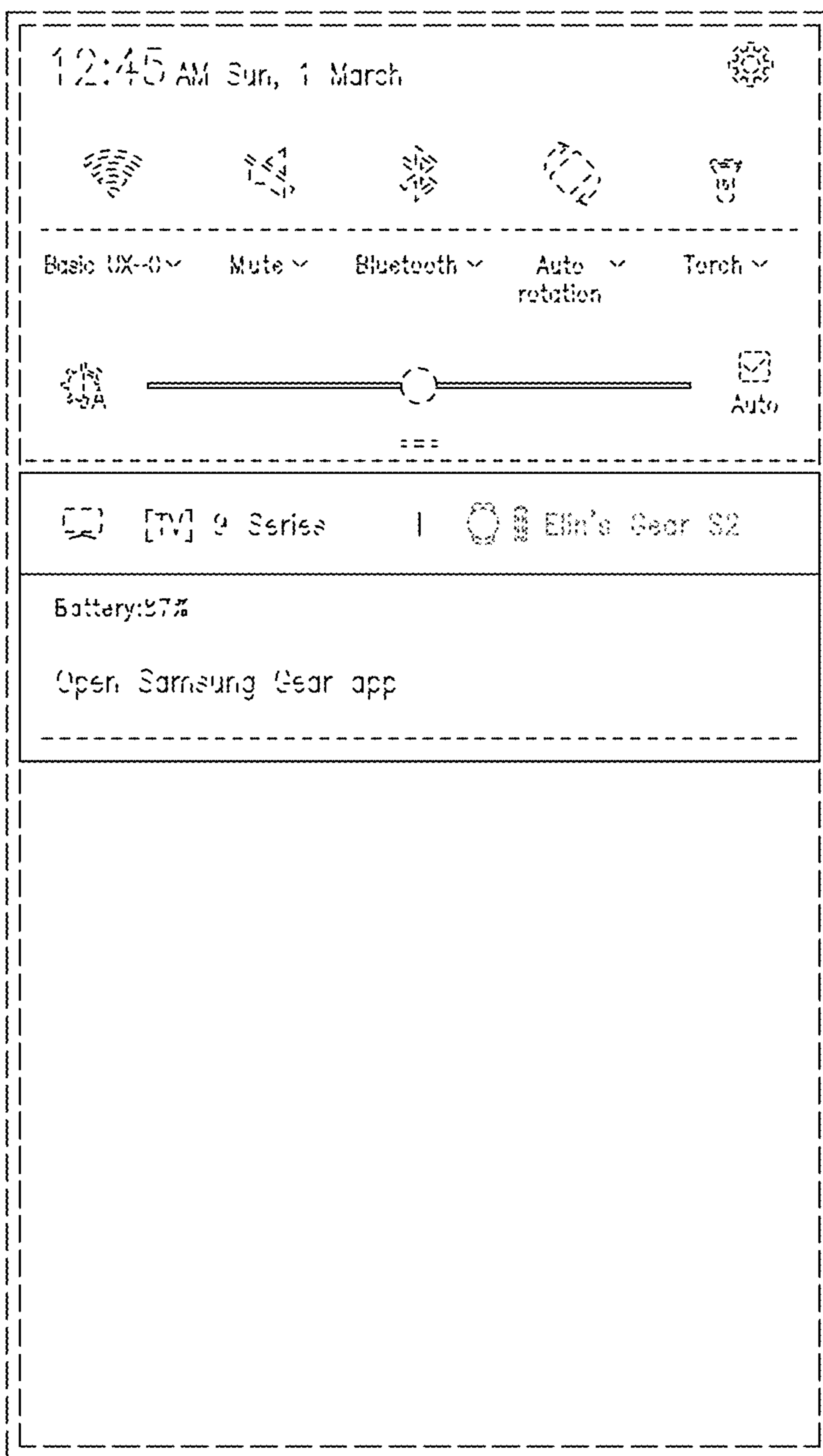


FIG. 4

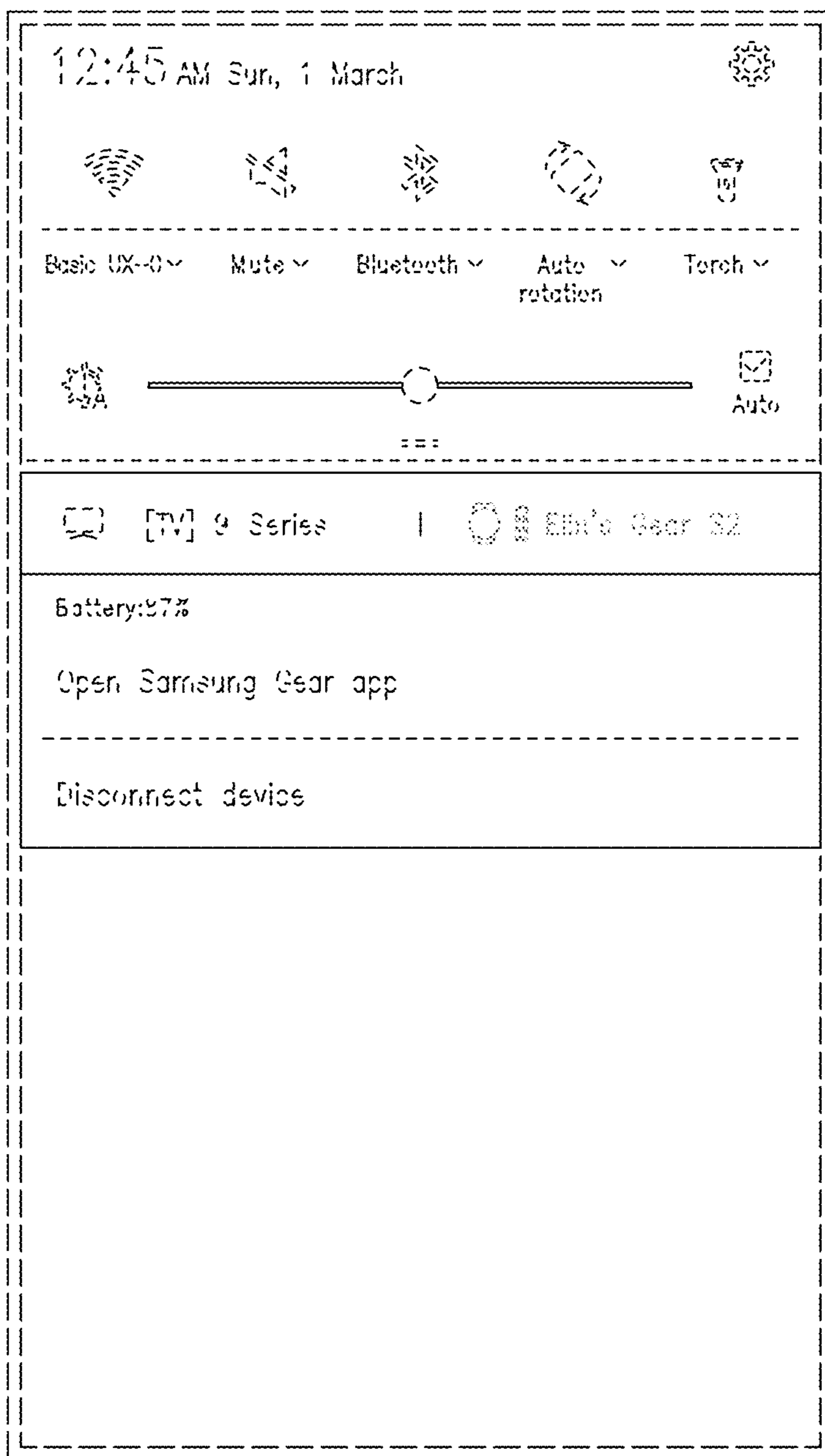


FIG. 5

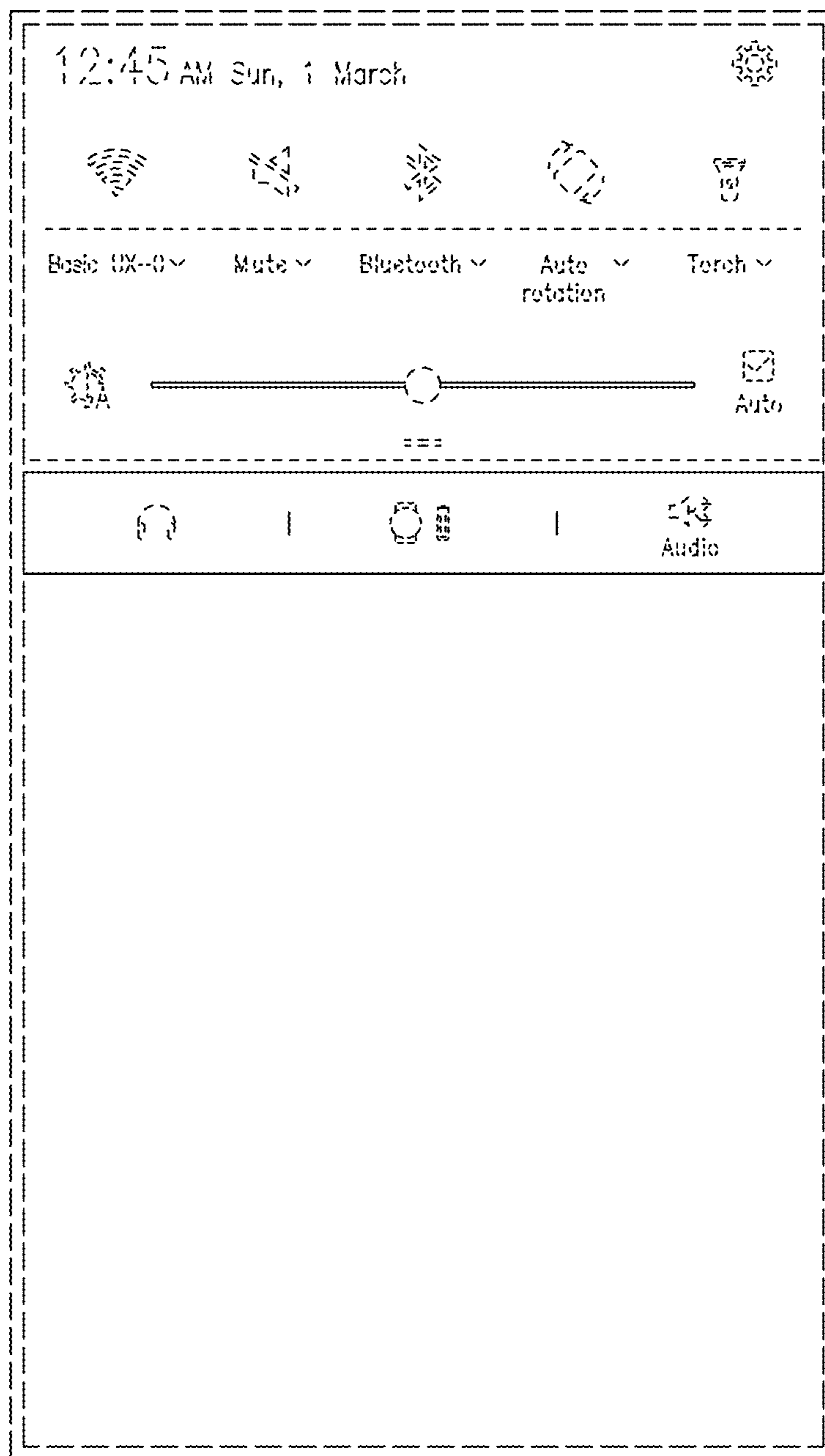


FIG. 6

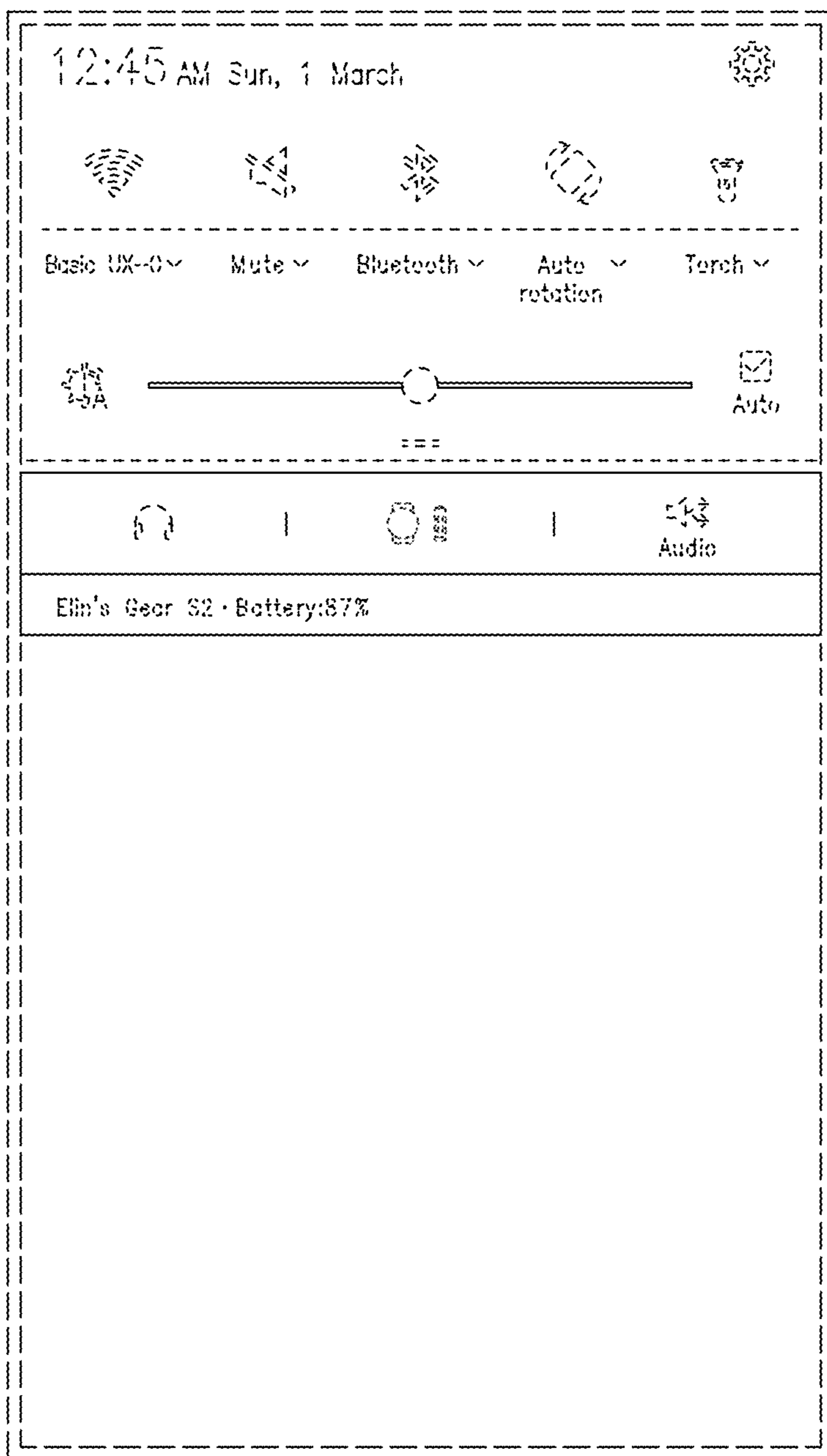


FIG. 7

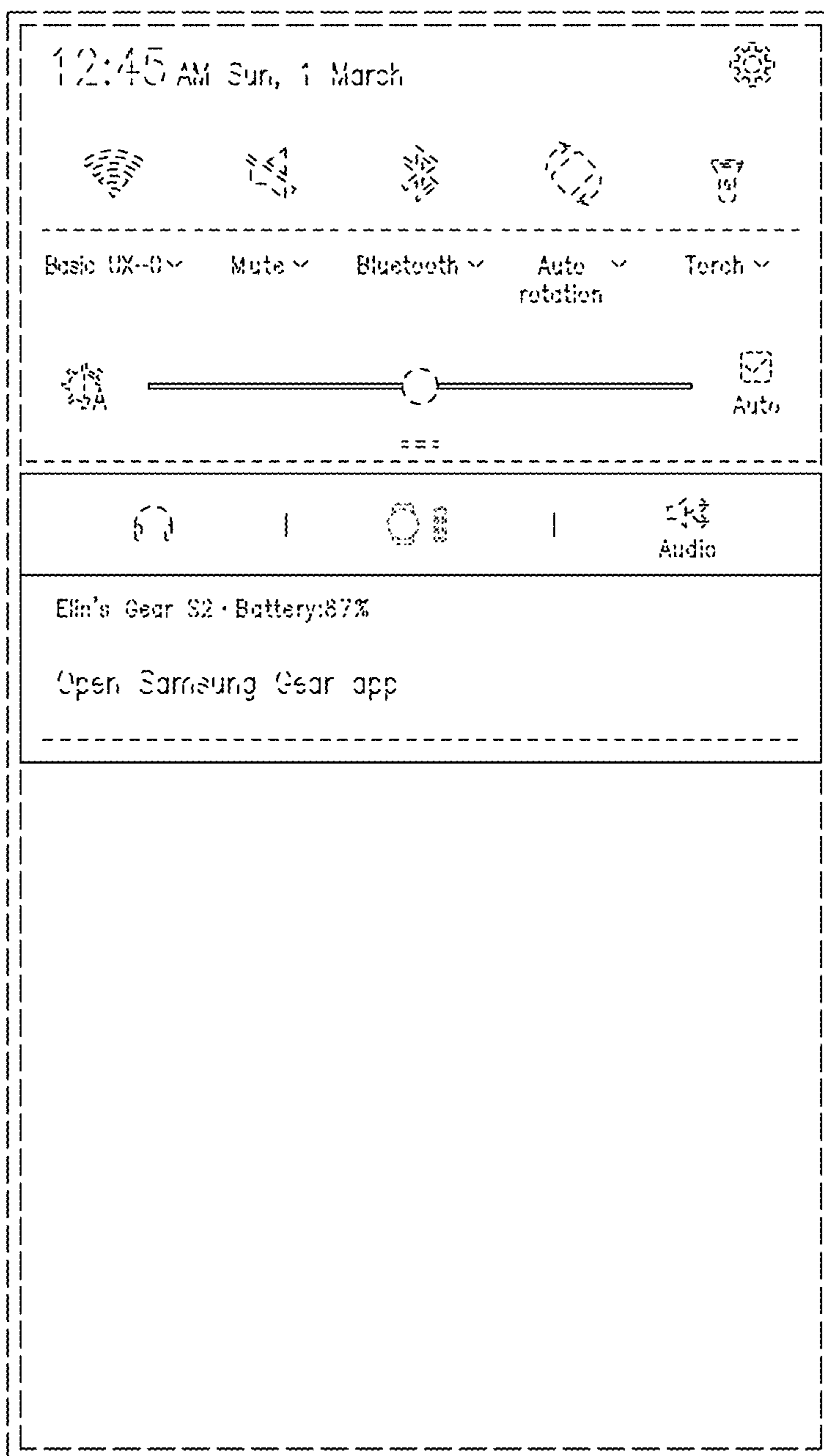


FIG. 8

