



US00D809509S

(12) **United States Design Patent**
Bosveld et al.

(10) **Patent No.:** **US D809,509 S**

(45) **Date of Patent:** **** Feb. 6, 2018**

(54) **WEARABLE ELECTRONIC DEVICE**

(71) Applicant: **Microsoft Corporation**, Redmond, WA (US)

(72) Inventors: **Paul Bosveld**, Seattle, WA (US); **Young Duk Song**, Kirkland, WA (US); **Philip Bryan**, Bellevue, WA (US); **Nicolas Denhez**, Seattle, WA (US); **Yeongkyu Yoo**, Sammanish, WA (US)

(73) Assignee: **Microsoft Corporation**, Redmond, WA (US)

(**) Term: **15 Years**

(21) Appl. No.: **29/529,413**

(22) Filed: **Jun. 5, 2015**

(51) **LOC (11) Cl.** **14-02**

(52) **U.S. Cl.**
USPC **D14/344**

(58) **Field of Classification Search**
USPC D14/344; D2/623, 626, 639, 878; D8/88, 356; D10/30-39, 70, 98; D11/3, D11/87, 93-94, 200, 201, 210, 216, 218, D11/221, 230-231; D24/167, 169, D24/186-187

CPC G06F 1/163; G06F 1/1628; G06F 1/1626; G06F 1/1635; G06F 1/08; G06F 1/10; G06F 1/04; G06F 1/14; G06F 1/3203; A41D 1/002; H04M 1/02; H04M 1/03; H04M 1/04; H04M 1/05; H04M 1/667; H04M 1/6058; Y02B 60/1217; H04B 1/385; H04B 1/3888; H04B 1/3833; A44C 5/00

See application file for complete search history.

(56) **References Cited**

U.S. PATENT DOCUMENTS

D567,676 S * 4/2008 Tang D10/32
D589,375 S * 3/2009 Tang D10/32

D638,723 S * 5/2011 Ong D10/32
D667,126 S * 9/2012 Cho D24/186
D703,069 S * 4/2014 Adams D10/31
D709,476 S * 7/2014 Park D10/32
D720,074 S * 12/2014 Suvilaakso D24/167
D733,130 S * 6/2015 Kim D14/344
D738,372 S * 9/2015 Song D10/32
D741,855 S * 10/2015 Park D14/344
D742,875 S * 11/2015 Ji D10/32
D744,869 S * 12/2015 Dallmeyer D10/32
D749,569 S * 2/2016 Ji D10/38
D751,928 S * 3/2016 Shaanan D10/38
D759,622 S * 6/2016 Dahlberg D10/32
D762,210 S * 7/2016 Lee D14/344
D762,641 S * 8/2016 Lee D14/344
2006/0202618 A1 * 9/2006 Ishii G04B 37/12
313/513
2011/0007468 A1 * 1/2011 Burton G04F 10/00
361/679.03

* cited by examiner

Primary Examiner — Barbara Fox

Assistant Examiner — Kristin E Reed

(74) *Attorney, Agent, or Firm* — Banner & Witcoff, Ltd.

(57) **CLAIM**

The ornamental design for a wearable electronic device, as shown and described.

DESCRIPTION

FIG. 1 is a top view of a wearable electronic device showing our new design;

FIG. 2 is a bottom view thereof;

FIG. 3 is a rear-top perspective view thereof;

FIG. 4 is a left-side view thereof;

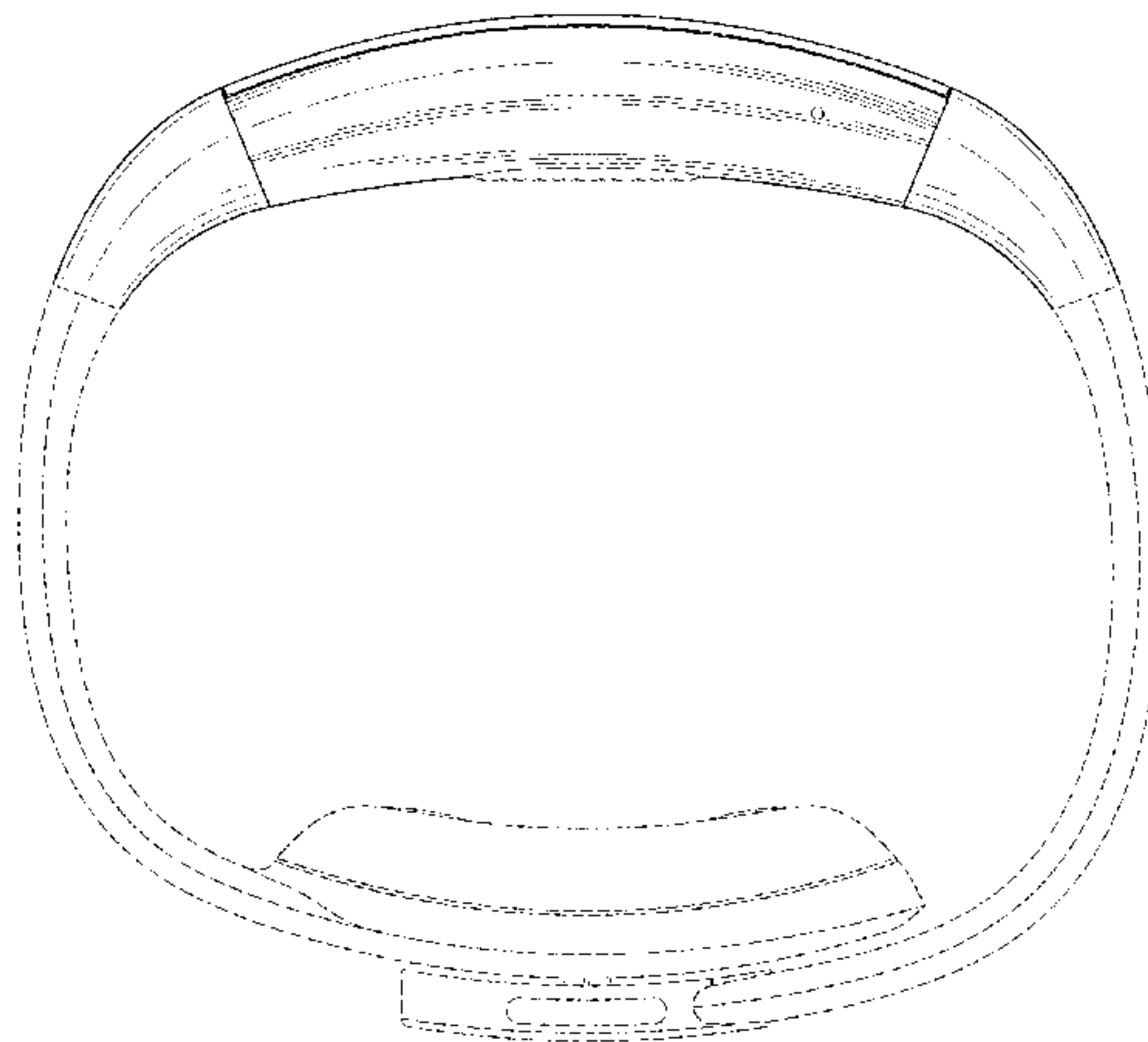
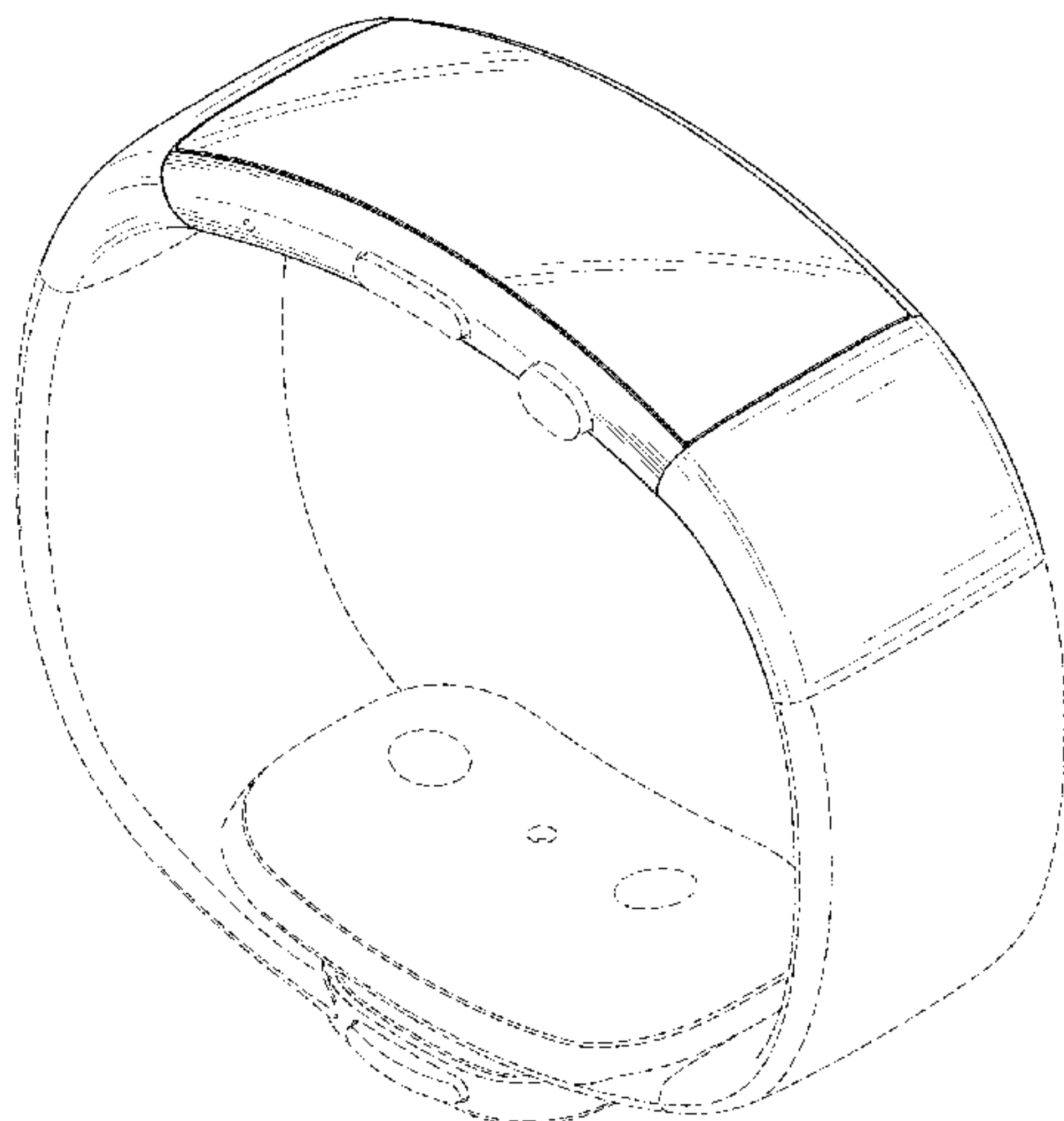
FIG. 5 is a right-side view thereof;

FIG. 6 is a front-side view thereof; and,

FIG. 7 is a back-side view thereof.

The broken lines shown in the drawings depict portions of the wearable electronic device and form no part of the claimed design.

1 Claim, 5 Drawing Sheets



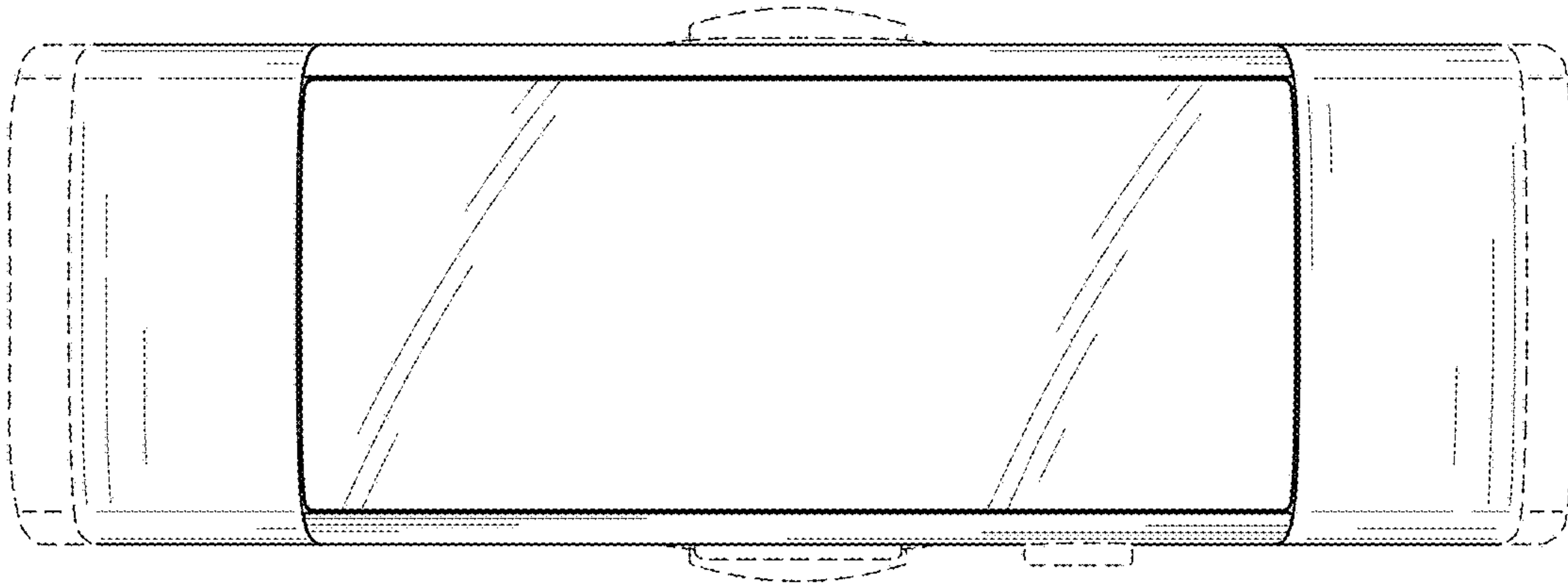


FIG. 1

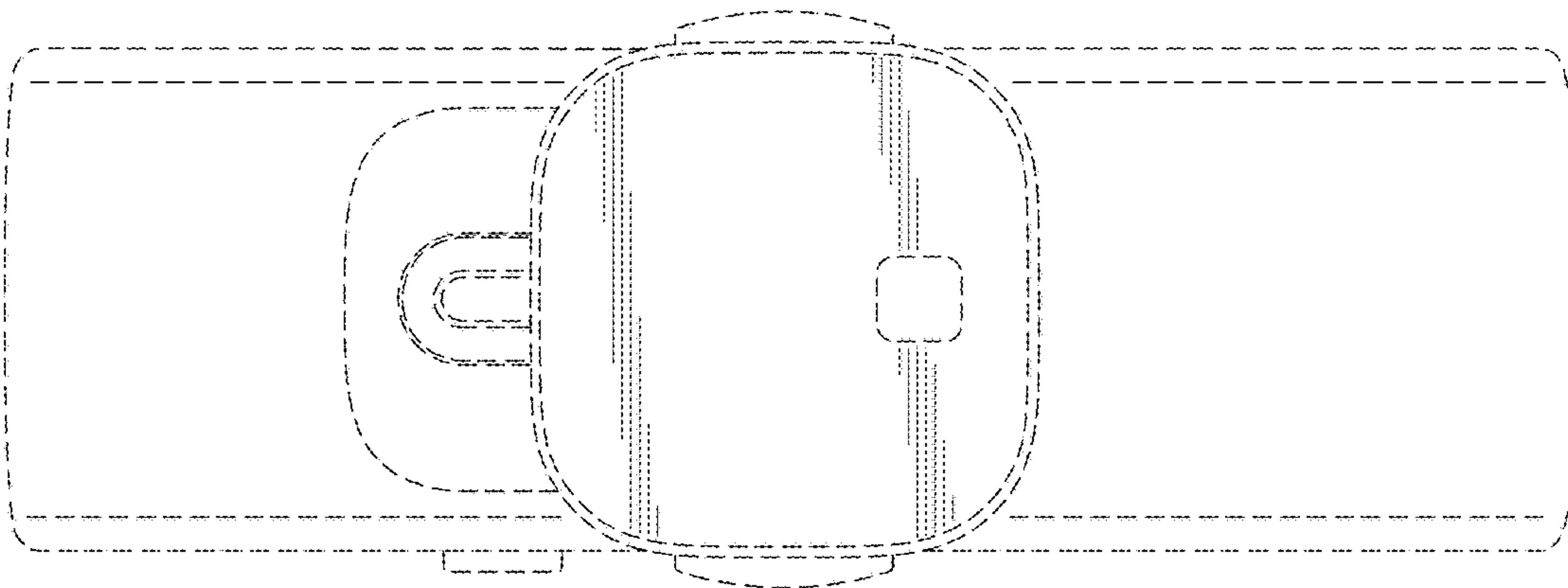


FIG. 2

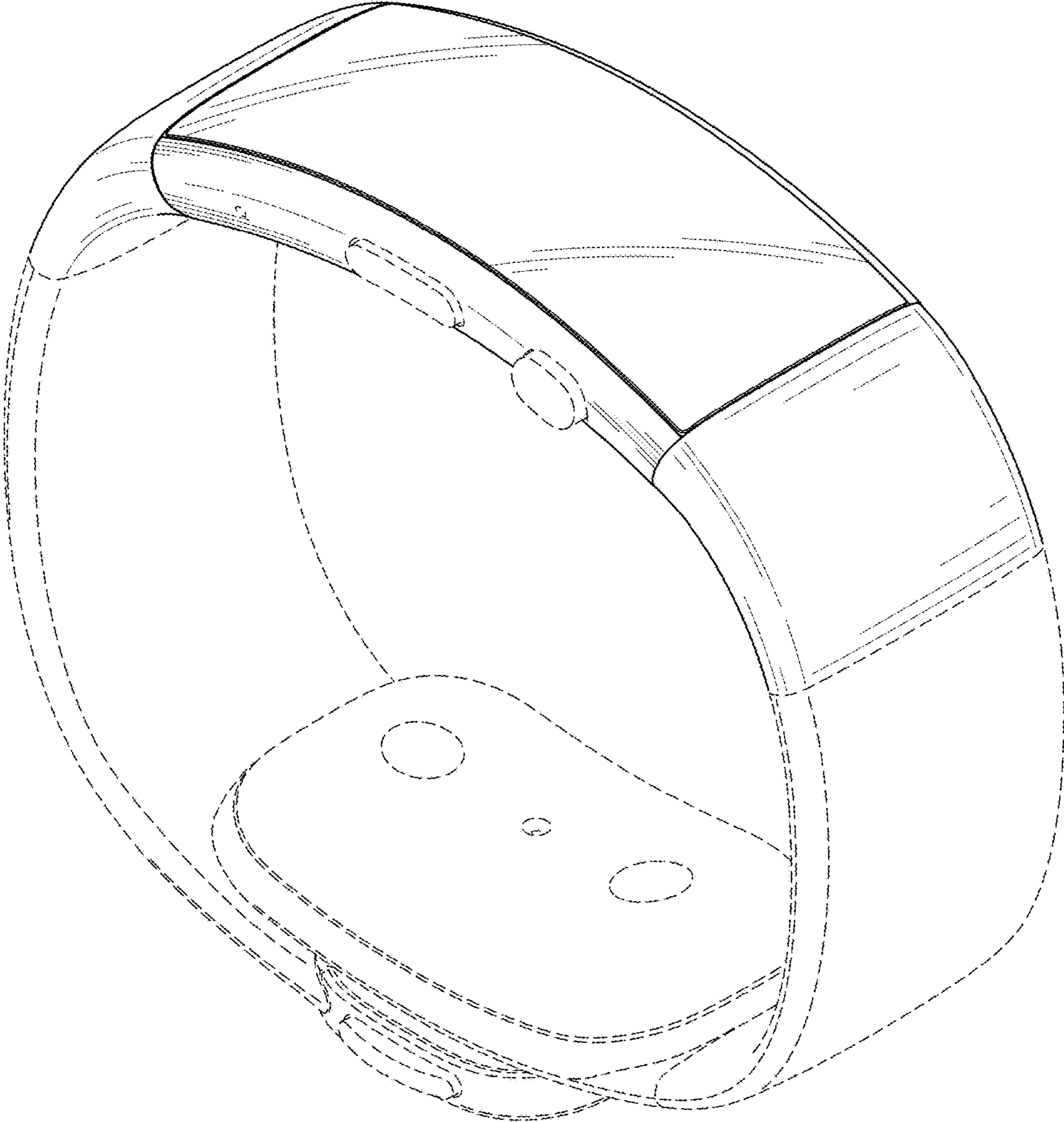


FIG. 3




FIG. 4




FIG. 5

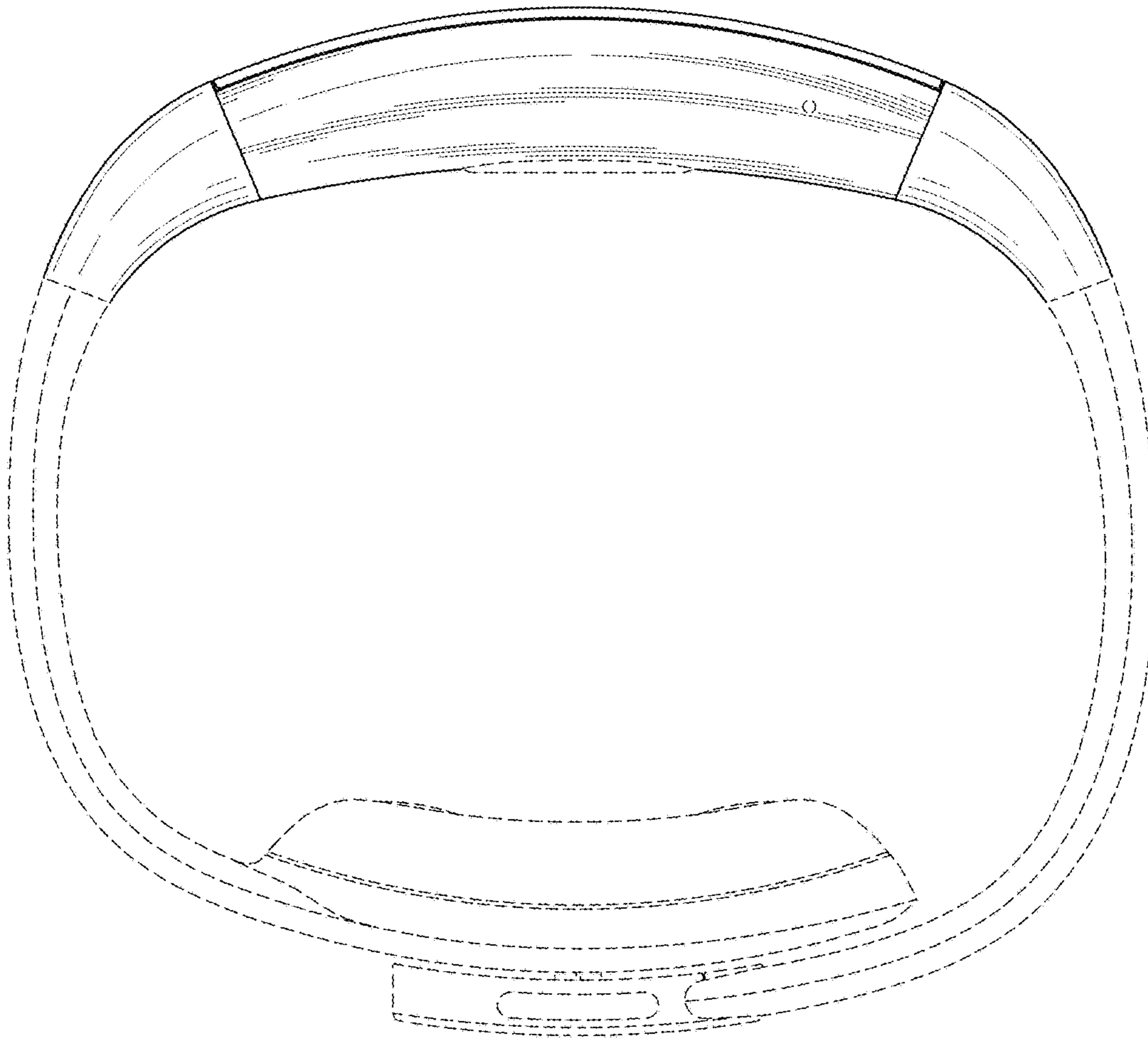


FIG. 6

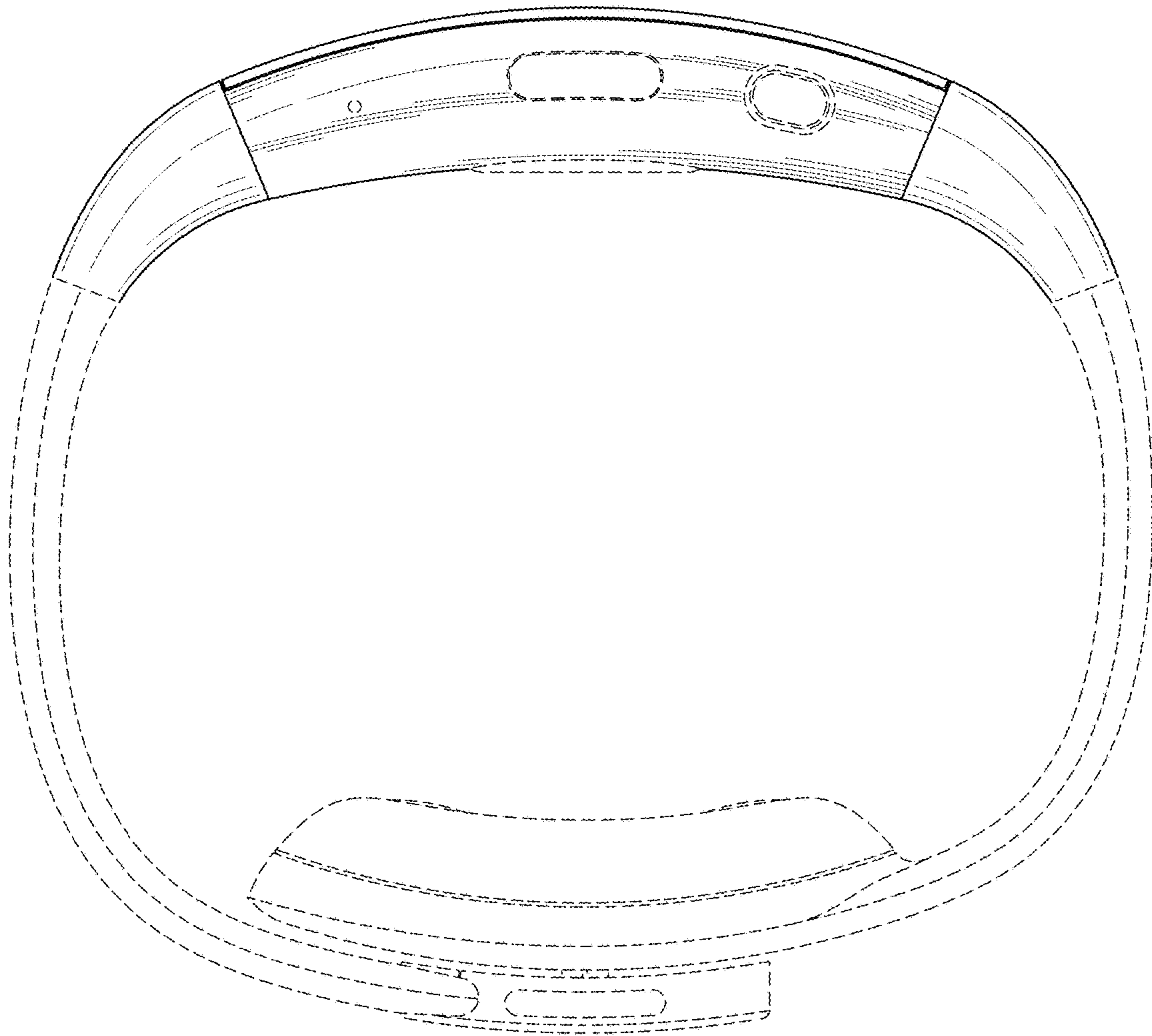


FIG. 7