



US00D809506S

(12) **United States Design Patent** (10) **Patent No.:** **US D809,506 S**
Lee et al. (45) **Date of Patent:** **** Feb. 6, 2018**

(54) **PORTABLE ELECTRONIC DEVICE**

(71) Applicant: **Samsung Electronics Co., Ltd.,**
Suwon-si (KR)

(72) Inventors: **Yongyeon Lee, Suwon-si (KR); Ji-Yeon Kwak, Seoul (KR); Haeyoon Park, Seoul (KR); Kio Lee, Seoul (KR)**

(73) Assignee: **Samsung Electronics Co., Ltd.,**
Suwon-si (KR)

(**) Term: **15 Years**

(21) Appl. No.: **29/554,402**

(22) Filed: **Feb. 11, 2016**

(30) **Foreign Application Priority Data**

Aug. 18, 2015 (KR) 30-2015-0041433

(51) **LOC (11) Cl.** **14-02**

(52) **U.S. Cl.**
USPC **D14/341**

(58) **Field of Classification Search**
USPC D14/341-347, 125-134, 137, 138 R,
D14/138 AA, 138 AB, 138 C, 138 G, 147,
D14/203.1, 203.3, 203.4, 203.7, 218, 247,
D14/248, 332, 336, 371, 374-377, 388,
D14/389, 315-318, 420, 426, 429, 440,
D14/448, 450, 489, 492, 496;
D6/300-310; D16/241; D18/6; D20/10,
D20/19, 39; D21/329, 330
CPC . A63H 33/3016; G06F 1/1613; G06F 1/1641;
G06F 1/1643; G06F 1/1647; G06F
3/04883; G06F 3/0486; G06F 3/04847;
G06F 3/04845; G06F 3/0484; G06F
3/04817; H05K 5/0004; H05K 5/0017;

(Continued)

(56) **References Cited**

U.S. PATENT DOCUMENTS

D308,767 S * 6/1990 Hsu D6/310
D585,888 S * 2/2009 Watson D14/341

(Continued)

FOREIGN PATENT DOCUMENTS

EM 002220996-0002 6/2013
KR 30-2010-0004624 5/2011

OTHER PUBLICATIONS

LG Slide Phone Incorporates Tablet-Size Screen That Rolls Out of the Device, posted Apr. 12, 2011, [retrieved Sep. 8, 2017]. Retrieved from Internet, <URL: <https://www.concept-phones.com/lg/lg-slide-phone-incorporates-tabletsize-screen-rolls-device/>>.*

(Continued)

Primary Examiner — Barbara Fox

Assistant Examiner — Kristin E Reed

(74) *Attorney, Agent, or Firm* — NSIP Law

(57) **CLAIM**

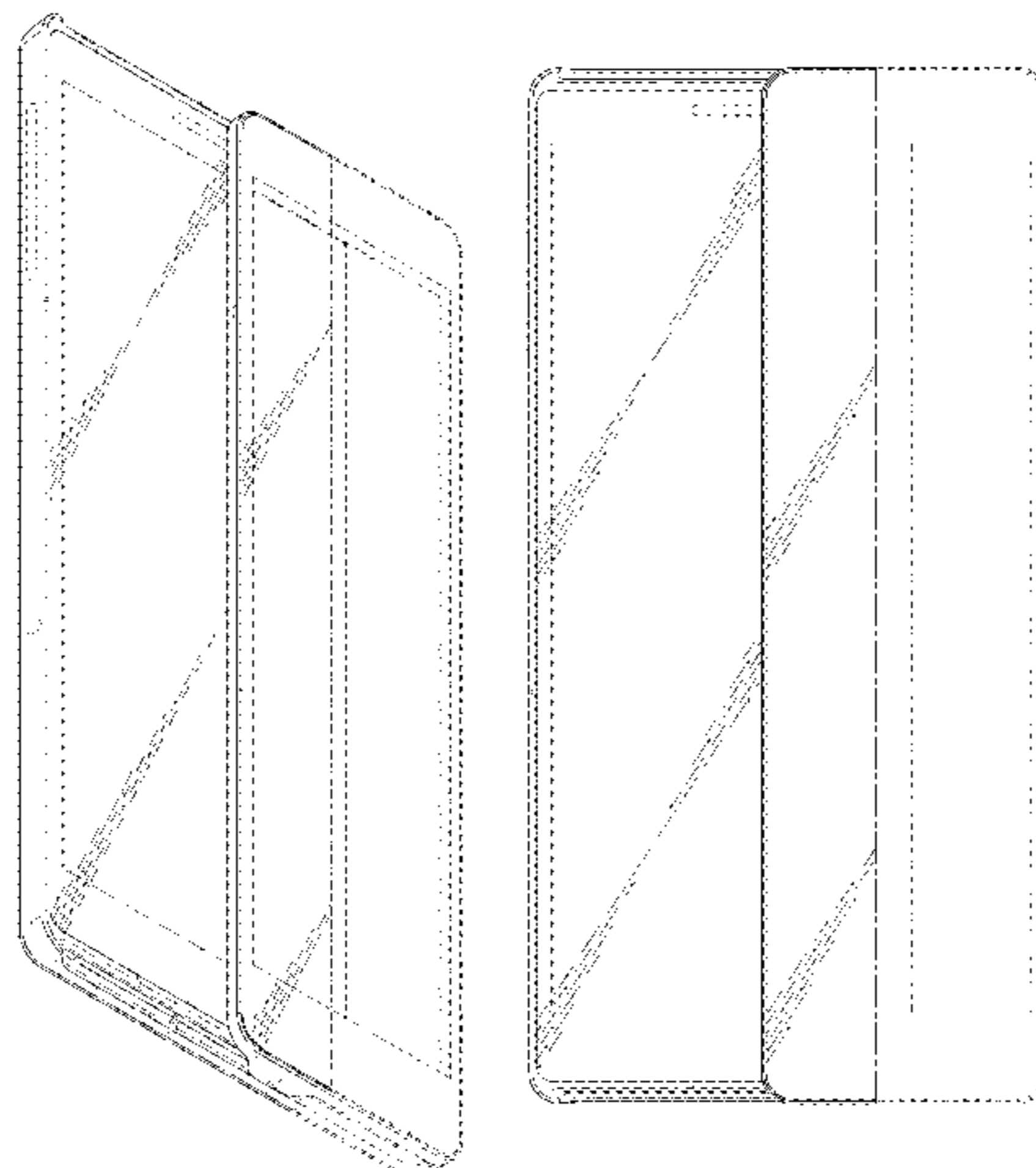
We claim the ornamental design for a portable electronic device, as shown and described.

DESCRIPTION

FIG. 1 is a front perspective view of a portable electronic device showing our new design;
FIG. 2 is a front view thereof;
FIG. 3 is a rear view thereof;
FIG. 4 is a left-side view thereof;
FIG. 5 is a right-side view thereof;
FIG. 6 is a top view thereof;
FIG. 7 is a bottom view thereof; and,
FIG. 8 is a rear perspective view thereof.

The short dash-dash broken lines in the figures depict portions of the portable electronic device and the dot-dash

(Continued)



broken lines in the figures represent a boundary of the claimed design; the broken lines form no part of the claimed design.

1 Claim, 8 Drawing Sheets

(58) Field of Classification Search

CPC H05K 5/02; H05K 5/0217; H04M 1/0279;
H04M 1/0281; H04M 1/0283; H04N
13/0459

See application file for complete search history.

(56) References Cited

U.S. PATENT DOCUMENTS

D590,825 S	4/2009	Liu	
D592,212 S	5/2009	Hamada et al.	
D593,525 S *	6/2009	Wang	D14/138 AD
D620,909 S *	8/2010	Lee	D14/138 AD
D638,392 S *	5/2011	Price	D14/138 AD
D716,751 S *	11/2014	Lee	D14/138 AB
8,943,427 B2 *	1/2015	Heo	G06F 1/1647 715/768
8,964,365 B2 *	2/2015	Kim	H04M 1/0237 361/679.04

D744,491 S *	12/2015	Lee	D14/440
D781,802 S *	3/2017	Kwak	D14/138 AB
D787,505 S *	5/2017	Kim	D14/341
2009/0111508 A1 *	4/2009	Yeh	G06F 1/1624 455/552.1
2013/0128439 A1 *	5/2013	Walters	G06F 1/1641 361/679.04

OTHER PUBLICATIONS

2.5D Full Covered Tempered Glass Film Screen Protector for Oneplus 3/3T, posted Jul. 27, 2016, [retrieved Sep. 8, 2017]. Retrieved from Internet, <URL: https://www.banggood.com/2_5D-Full-Covered-Tempered-Glass-Film-Screen-Protector-for-Oneplus-3-3T-p-1069323.html >.*

“Rotating Dual Touchscreen Phone Easily Becomes a Console, a Mini Netbook”. [2011] www.concept-phones.com Sep. 29, 2011 <<http://www.concept-phones.com/tag/dual-screen-phone-concept/>>.

“Sony Ericsson Candela, a Dual Display Concept Phone”. [2009] www.concept-phones.com Sep. 11, 2009 <<http://www.concept-phones.com/sony-ericsson/sony-ericsson-candela-dual-display-concept-phone/>>.

Shukla, Vikas “iPhone 6 Concepts With Dual Display, Razor-Thin Design”. [2014] www.valuewalk.com Apr. 9, 2014 <<http://www.valuewalk.com/2014/04/iphone-6-concept-5/>>.

* cited by examiner

FIG. 1

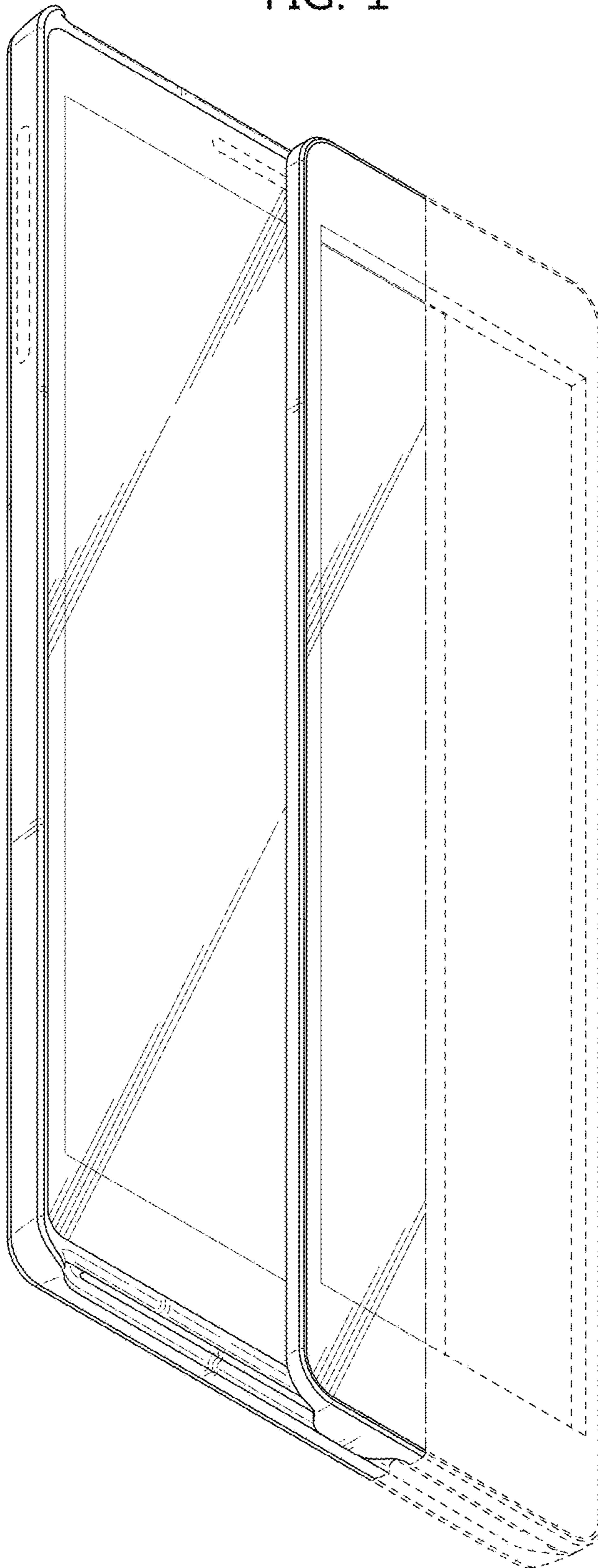


FIG. 2

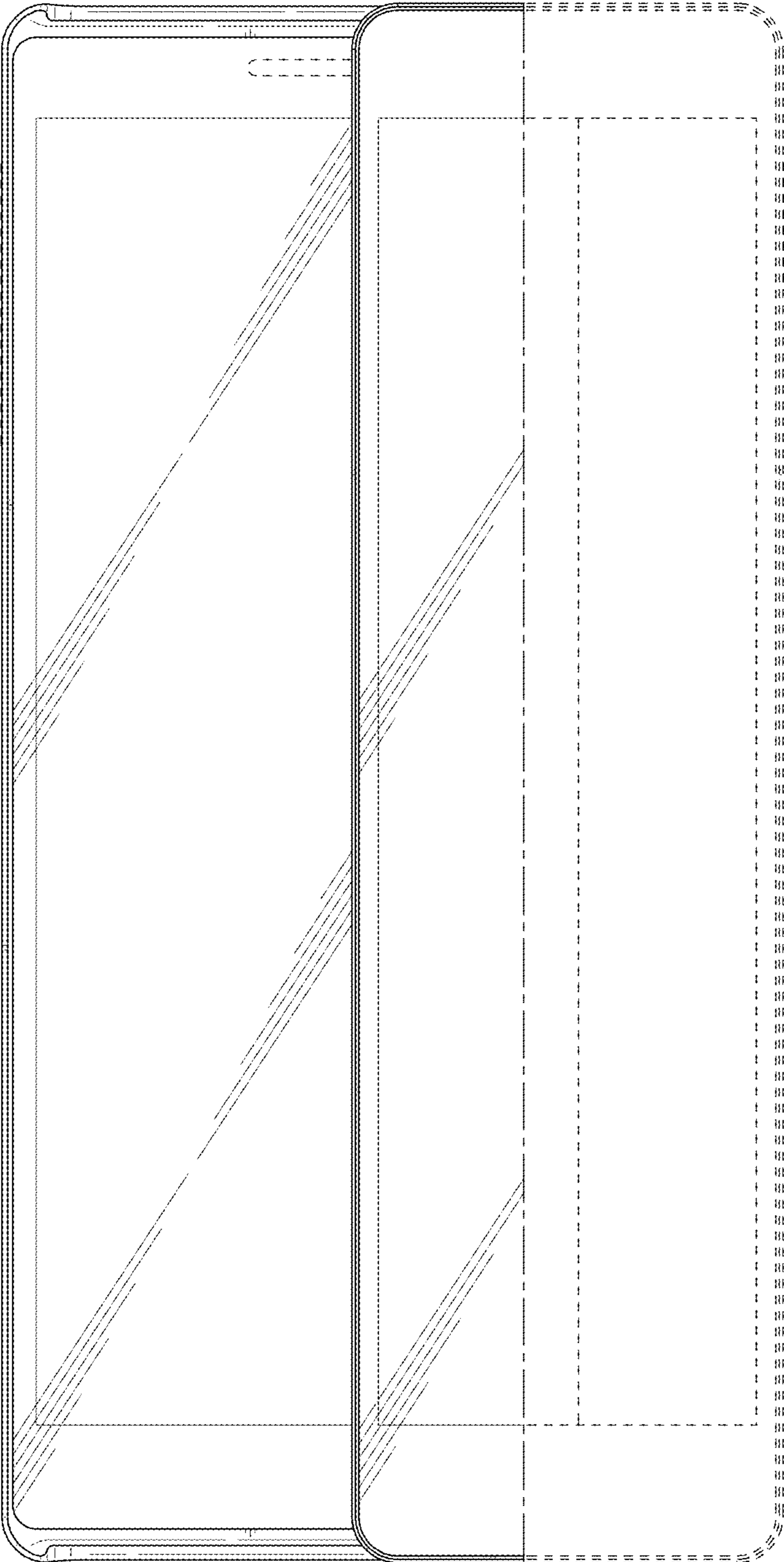


FIG. 3




FIG. 4

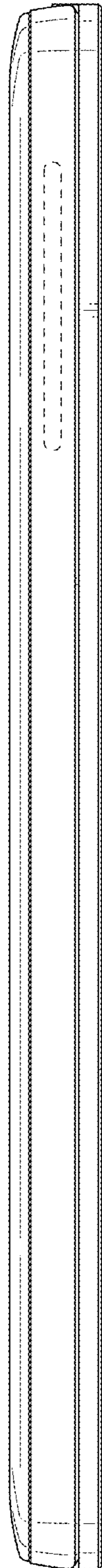


FIG. 5

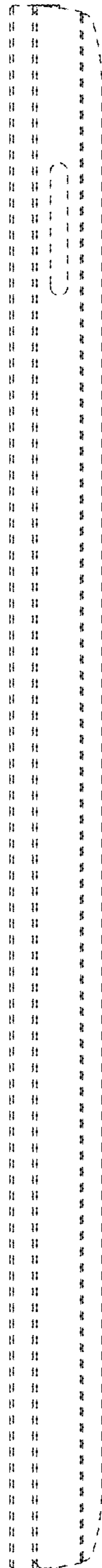


FIG. 6

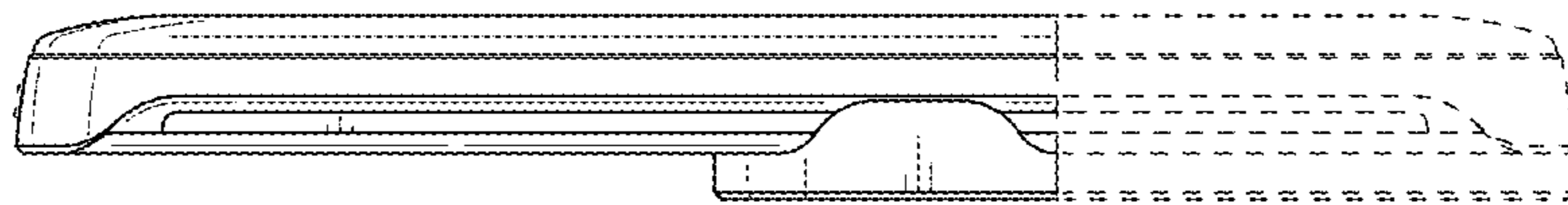


FIG. 7

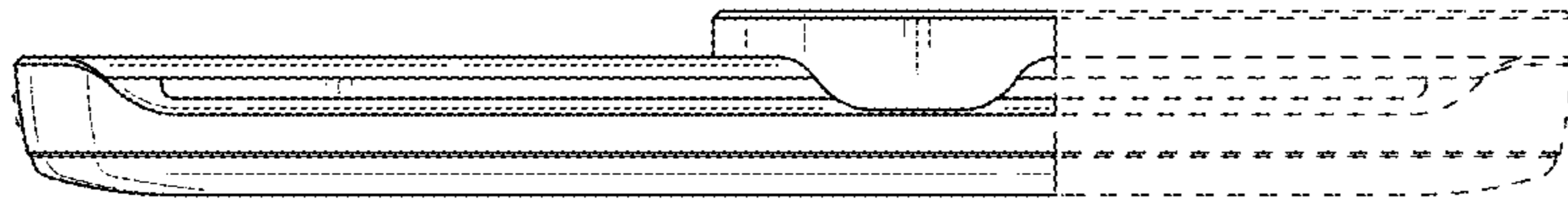


FIG. 8

