



US00D809498S

(12) **United States Design Patent**
Ahn

(10) **Patent No.:** **US D809,498 S**

(45) **Date of Patent:** **** Feb. 6, 2018**

- (54) **CASE FOR ELECTRONIC COMMUNICATIONS DEVICE**
- (71) Applicant: **Deok Hyun Ahn**, Seoul (KR)
- (72) Inventor: **Deok Hyun Ahn**, Seoul (KR)
- (73) Assignee: **SPIGEN KOREA CO., LTD.**,
Geumcheon-Gu, Seoul (KR)
- (**) Term: **15 Years**
- (21) Appl. No.: **29/604,485**
- (22) Filed: **May 17, 2017**

Related U.S. Application Data

- (63) Continuation of application No. 29/598,751, filed on Mar. 28, 2017.
- (51) **LOC (11) Cl.** **14-03**
- (52) **U.S. Cl.**
USPC **D14/250**
- (58) **Field of Classification Search**
USPC D14/238.1, 248, 250, 439, 440,
D14/203.3–203.7, 217, 240, 447,
D14/251–253; D3/201, 218, 247, 269,
D3/273, 301, 303; D13/103, 107–108,
D13/119
CPC H04B 1/3888; H04M 1/0283; H04M
1/0202; A45C 1/06; A45C 2011/002;
A45C 11/00; A45C 13/02; A45F
2005/026; A45F 2200/0525; A45F
2200/0516
See application file for complete search history.

(56) **References Cited**

U.S. PATENT DOCUMENTS

- 6,616,111 B1 * 9/2003 White G06F 1/1626
206/320
- D623,651 S * 9/2010 Hsu D14/218

- D623,652 S * 9/2010 Hsu D14/218
- D641,354 S * 7/2011 Hsu D14/341
- D670,279 S * 11/2012 Veltz D14/250
- D675,604 S * 2/2013 Limber D14/250
- D693,819 S * 11/2013 Cocquyt D14/439
- D694,742 S * 12/2013 Pan D14/250
- D716,280 S * 10/2014 Macrina D14/250
- D716,294 S * 10/2014 Park D14/341
- D718,315 S * 11/2014 Carpenter D14/439
- D719,947 S * 12/2014 Kobayashi D14/250
- D728,549 S * 5/2015 Su D14/250
- D733,154 S * 6/2015 Armstrong D14/440
- D745,524 S * 12/2015 Hung D14/440
- D746,801 S * 1/2016 Pan D14/250
- D755,772 S * 5/2016 Sasaki D14/250
- D757,017 S * 5/2016 Sirichai D14/440
- D762,631 S * 8/2016 Kim D14/250
- D762,633 S * 8/2016 Fife D14/250

(Continued)

Primary Examiner — Carla J Wright

(74) *Attorney, Agent, or Firm* — Lucem, PC; Heedong Chae


(57) **CLAIM**

The ornamental design for a case for electronic communications device, as shown and described.

DESCRIPTION

FIG. 1 is a front perspective view of a case for electronic communications device showing my new design; FIG. 2 is a rear perspective view thereof; FIG. 3 is a front elevational view thereof; FIG. 4 is a rear elevational view thereof; FIG. 5 is a left side elevational view thereof; FIG. 6 is a right side elevational view thereof; FIG. 7 is a top plan view thereof; and, FIG. 8 is a bottom plan view thereof. The broken line showing of environment is for illustrative purposes only and forms no part of the claim.

1 Claim, 8 Drawing Sheets



(56)

References Cited

U.S. PATENT DOCUMENTS

D763,854	S *	8/2016	Domke	D14/440
D769,855	S *	10/2016	Deng	D14/250
D775,617	S *	1/2017	Samson	D14/250
D776,104	S *	1/2017	Tien	D14/250
D776,105	S *	1/2017	Han	D14/250
D777,727	S *	1/2017	Maicon	D14/440
D780,167	S *	2/2017	Tien	D14/250
D780,741	S *	3/2017	Yin	D14/250
D783,588	S *	4/2017	Chang	D14/250
D785,612	S *	5/2017	Kim	D14/248
2002/0085342	A1 *	7/2002	Chen	G06F 1/1616 361/679.55
2012/0325720	A1 *	12/2012	Tages	G06F 1/1633 206/522
2013/0271897	A1 *	10/2013	Limber	H04B 1/3888 361/679.01
2013/0331155	A1 *	12/2013	Tages	H04M 1/185 455/575.8
2014/0252786	A1 *	9/2014	Singhal	G06F 1/1626 294/137
2015/0068934	A1 *	3/2015	Armstrong	A45C 11/00 206/320
2016/0021996	A1 *	1/2016	Tien	A45C 11/00 224/191
2016/0197638	A1 *	7/2016	Demnard	H04B 1/3888 455/575.8
2016/0219999	A1 *	8/2016	Chang	A45C 11/00

* cited by examiner

FIG. 1




FIG. 2

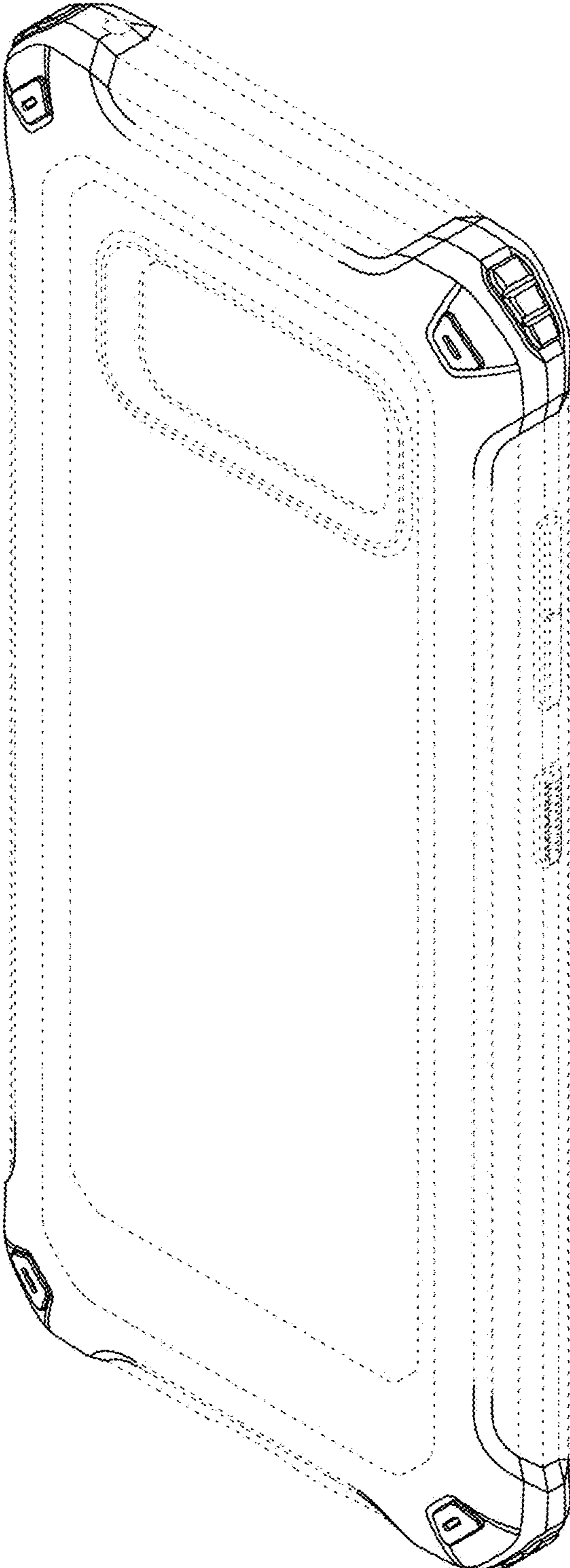


FIG. 3




FIG. 4




FIG. 5

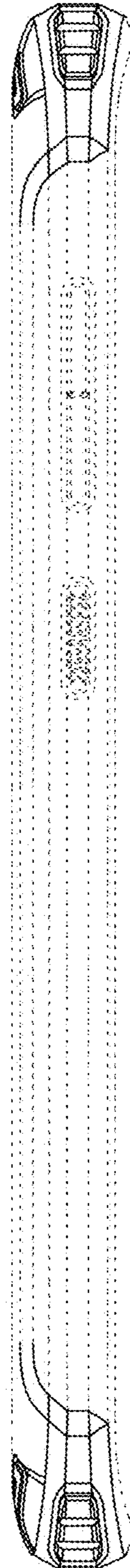


FIG. 6




FIG. 7




FIG. 8

