



US00D809495S

(12) **United States Design Patent**  
**Dukerschein et al.**

(10) **Patent No.:** **US D809,495 S**  
(45) **Date of Patent:** **\*\* Feb. 6, 2018**

(54) **PROTECTIVE CASE FOR AN ELECTRONIC DEVICE**

**DESCRIPTION**

- (71) Applicant: **Speculative Product Design, LLC**,  
Mountain View, CA (US)
- (72) Inventors: **Jon Karl Dukerschein**, San Francisco,  
CA (US); **Bryan Lee Hynceck**,  
Redwood City, CA (US); **Hesam**  
**Khodabakhshi**, San Mateo, CA (US)
- (73) Assignee: **Samsonite IP Holdings S.à.r.l.**,  
Luxembourg (LU)
- (\*\*) Term: **14 Years**
- (21) Appl. No.: **29/492,461**
- (22) Filed: **May 30, 2014**
- (51) **LOC (11) Cl.** ..... **14-01**
- (52) **U.S. Cl.**  
USPC ..... **D14/250**
- (58) **Field of Classification Search**  
USPC ..... D14/250–253, 440, 203.3–203.7, 217,  
D14/496, 248, 238.1, 240, 447, 230, 247,  
(Continued)

(56) **References Cited**

U.S. PATENT DOCUMENTS

- D652,836 S \* 1/2012 Voorhees ..... D14/238.1
  - D660,306 S \* 5/2012 Voorhees ..... D14/238.1
- (Continued)

*Primary Examiner* — Sandra Snapp  
*Assistant Examiner* — Holly E Thurman  
 (74) *Attorney, Agent, or Firm* — Haug Partners LLP

(57) **CLAIM**

The ornamental design for a protective case for an electronic device, as shown and described.

FIG. 1 is a top view of a first embodiment of the invention. FIG. 2 is a bottom view of the first, second, third, fourth, and fifth embodiments of FIGS. 1, 6, 9, 10, and 12 respectively. FIG. 3 is a right side view of the first, second, third, fourth, and fifth embodiments of FIGS. 1, 6, 9, 10, and 12 respectively.

FIG. 4 is a front view of the first, second, third, fourth, and fifth embodiments of FIGS. 1, 6, 9, 10, and 12 respectively. FIG. 5 is a front left perspective view of the first embodiment of the invention.

FIG. 6 is a top view of the second and third embodiments of the invention.

FIG. 7 is a front left perspective view of the second embodiment of the invention.

FIG. 8 is an enlarged cross-sectional view of the second embodiment of the invention taken along line 8-8 of FIG. 6. FIG. 9 is an enlarged cross-sectional view taken along line 9-9 of FIG. 6, like FIG. 8, but of the third embodiment of the invention.

FIG. 10 is a top view of the fourth embodiment of the invention.

FIG. 11 is a front left perspective view of the fourth embodiment of the invention.

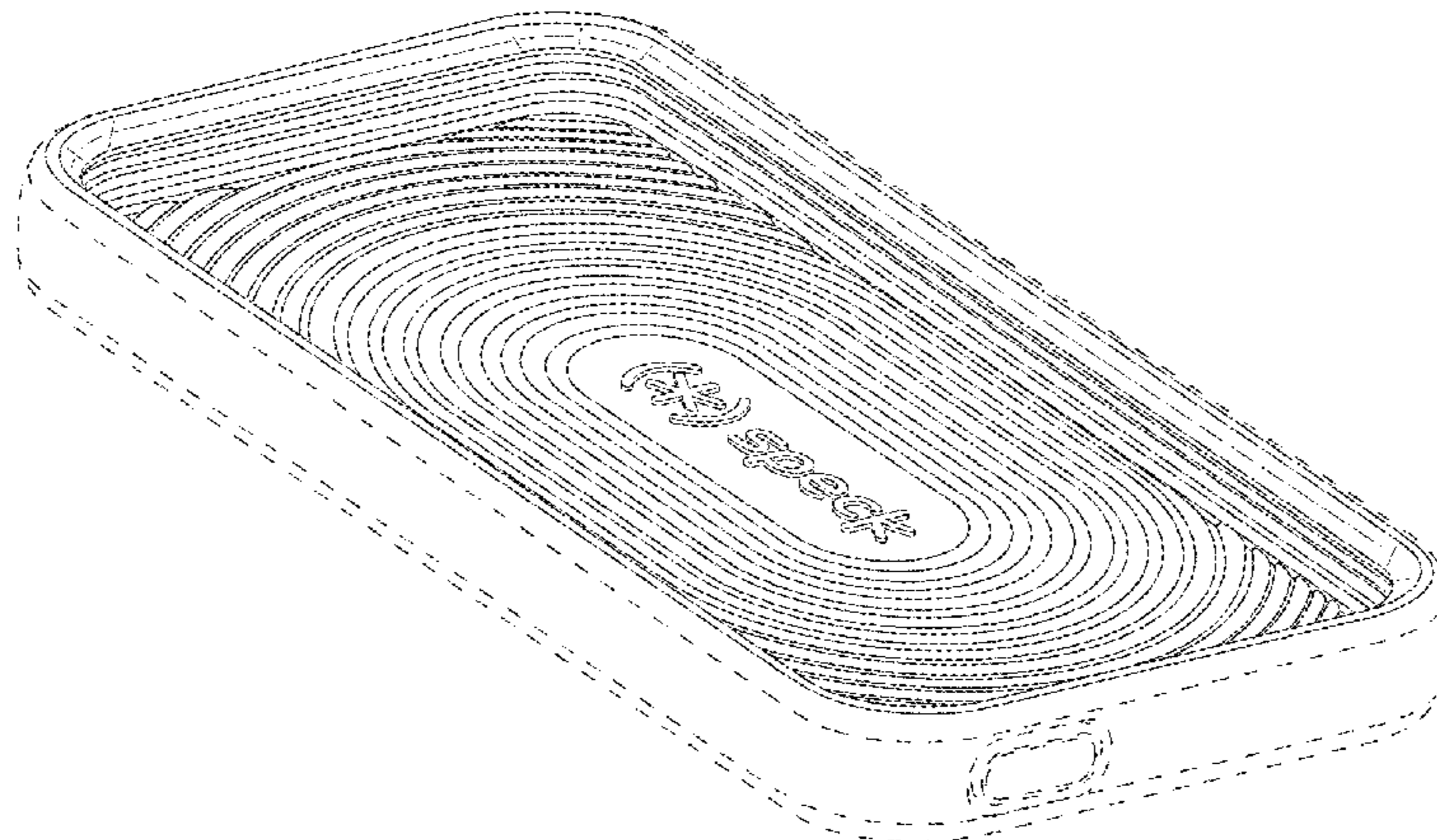
FIG. 12 is a top view of the fifth embodiment of the invention; and,

FIG. 13 is a front left perspective view of the fifth embodiment of the invention.

The broken lines shown in the figures are for the purpose of illustrating structure that forms no part of the claimed design.

In embodiments the protective case is shown where the interior of the case can comprise raised areas or ridges shown with a color or finish that contrasts with the color or finish of the recessed gap areas between the shaped ridges so as to create contrast between the design elements; for example as shown in the fourth and fifth embodiments where the ridges are shown with speckle/stipple shading for a matte finish and the recesses are shown with a polished finish.

**1 Claim, 11 Drawing Sheets**



(58) **Field of Classification Search**

USPC ..... D14/341, 345, 346, 439; D3/201, 218,  
D3/269, 301, 273, 303; D13/103,  
D13/107-108; 220/4.02; 248/309.1;  
361/679.56; 379/426, 433.11, 455;  
455/575.1, 575.8; 190/100; 206/305,  
206/320

CPC . A45C 2011/002; A45C 11/00; A45C 13/002;  
A45C 2011/003; H04M 1/0283; H04M  
1/0202; H04M 1/185; H04B 1/3888

See application file for complete search history.

(56) **References Cited**

U.S. PATENT DOCUMENTS

|              |      |         |           |       |                           |
|--------------|------|---------|-----------|-------|---------------------------|
| D685,358     | S *  | 7/2013  | Armstrong | ..... | D14/250                   |
| D695,298     | S *  | 12/2013 | Han       | ..... | D14/440                   |
| D716,282     | S *  | 10/2014 | Melanson  | ..... | D14/250                   |
| D719,946     | S *  | 12/2014 | Chiang    | ..... | D14/250                   |
| 9,049,283    | B1 * | 6/2015  | Kim       | ..... | H04M 1/21                 |
| D745,501     | S *  | 12/2015 | Schmidt   | ..... | D14/250                   |
| D747,306     | S *  | 1/2016  | Kim       | ..... | D14/250                   |
| D747,708     | S *  | 1/2016  | Roberts   | ..... | D14/250                   |
| 2011/0192269 | A1 * | 8/2011  | Voorhees  | ..... | A61K 31/198<br>84/421     |
| 2013/0063873 | A1 * | 3/2013  | Wodrich   | ..... | G06F 1/1635<br>361/679.01 |

\* cited by examiner




Fig. 1




Fig. 2




Fig. 3




Fig. 4

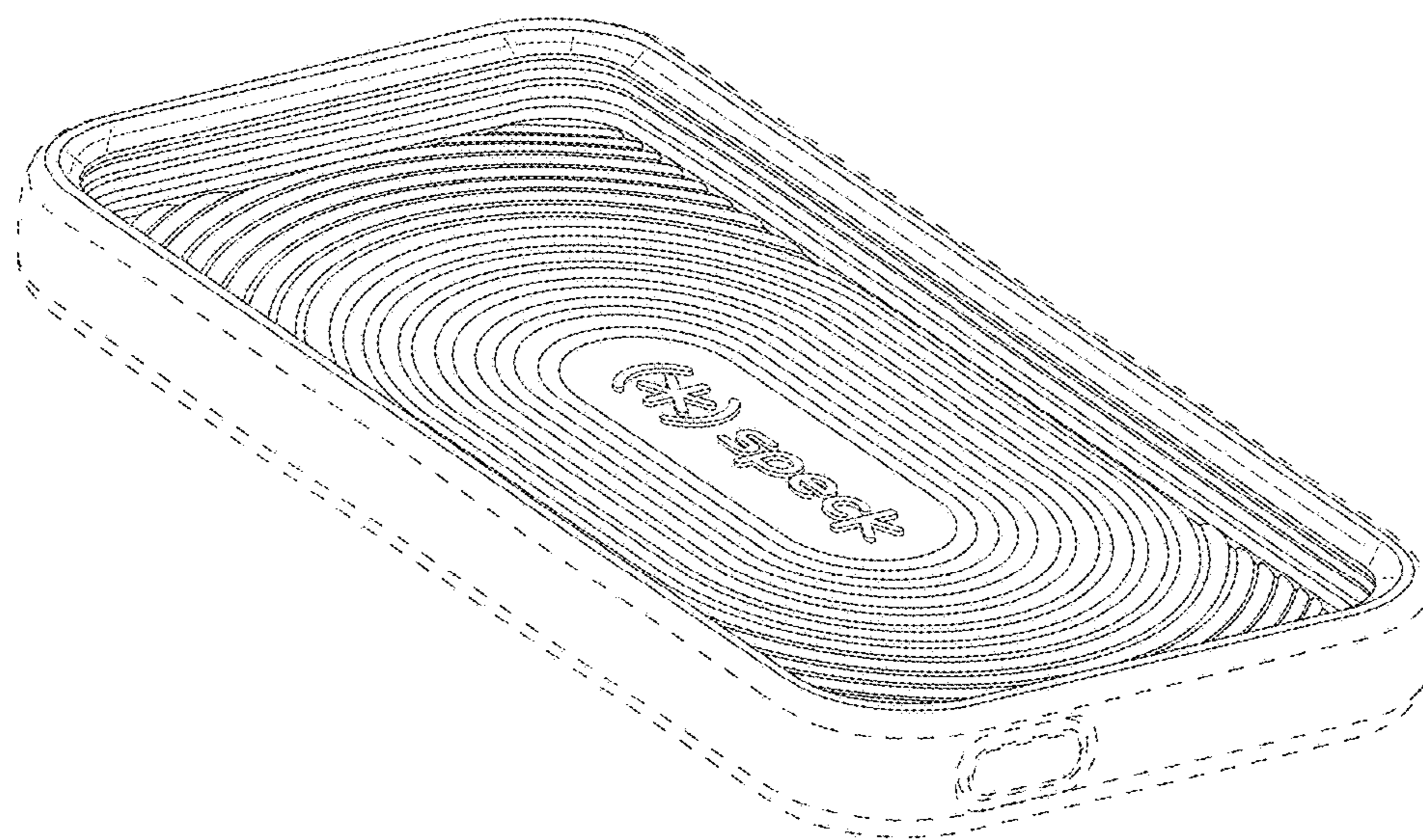


Fig. 5

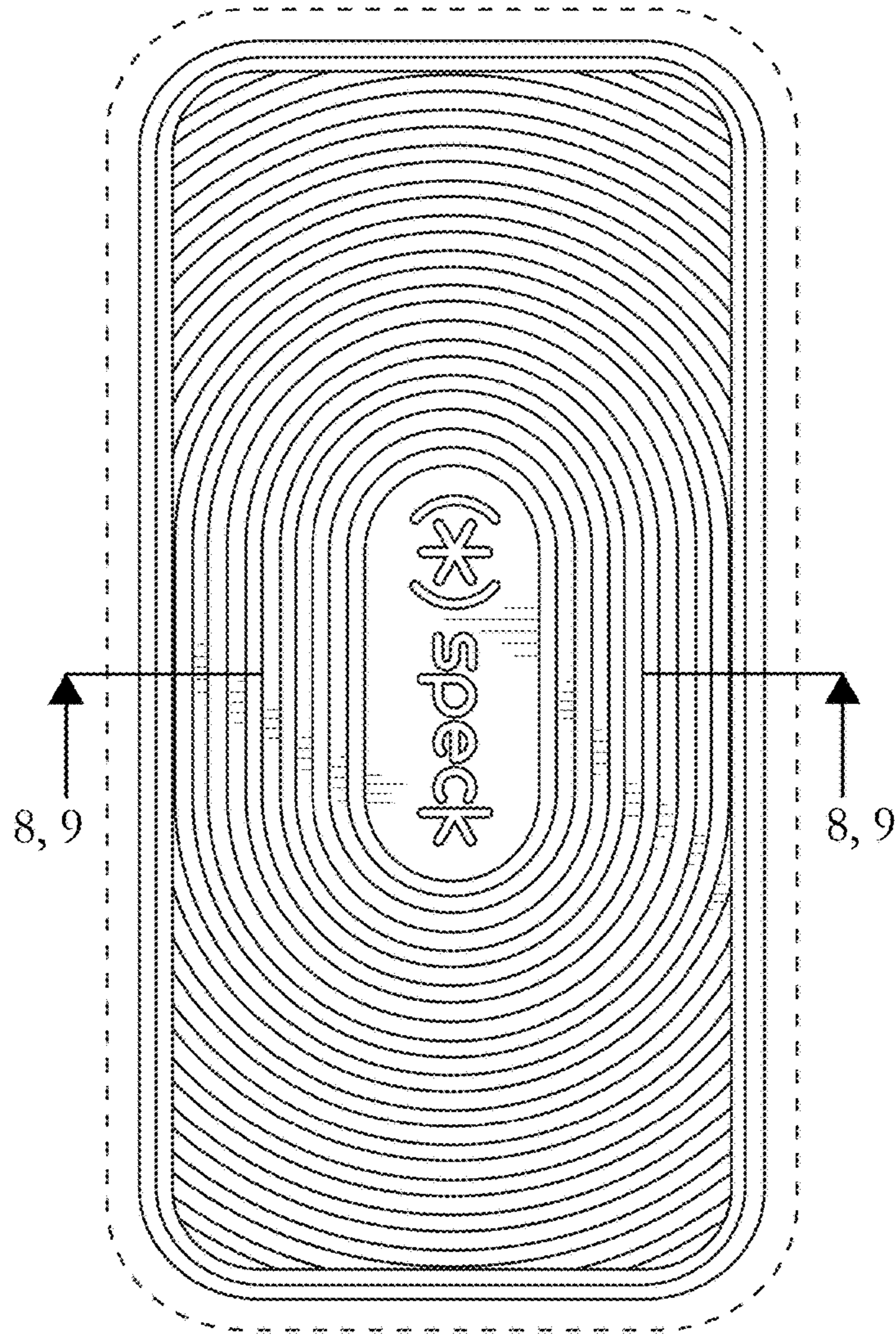


Fig. 6

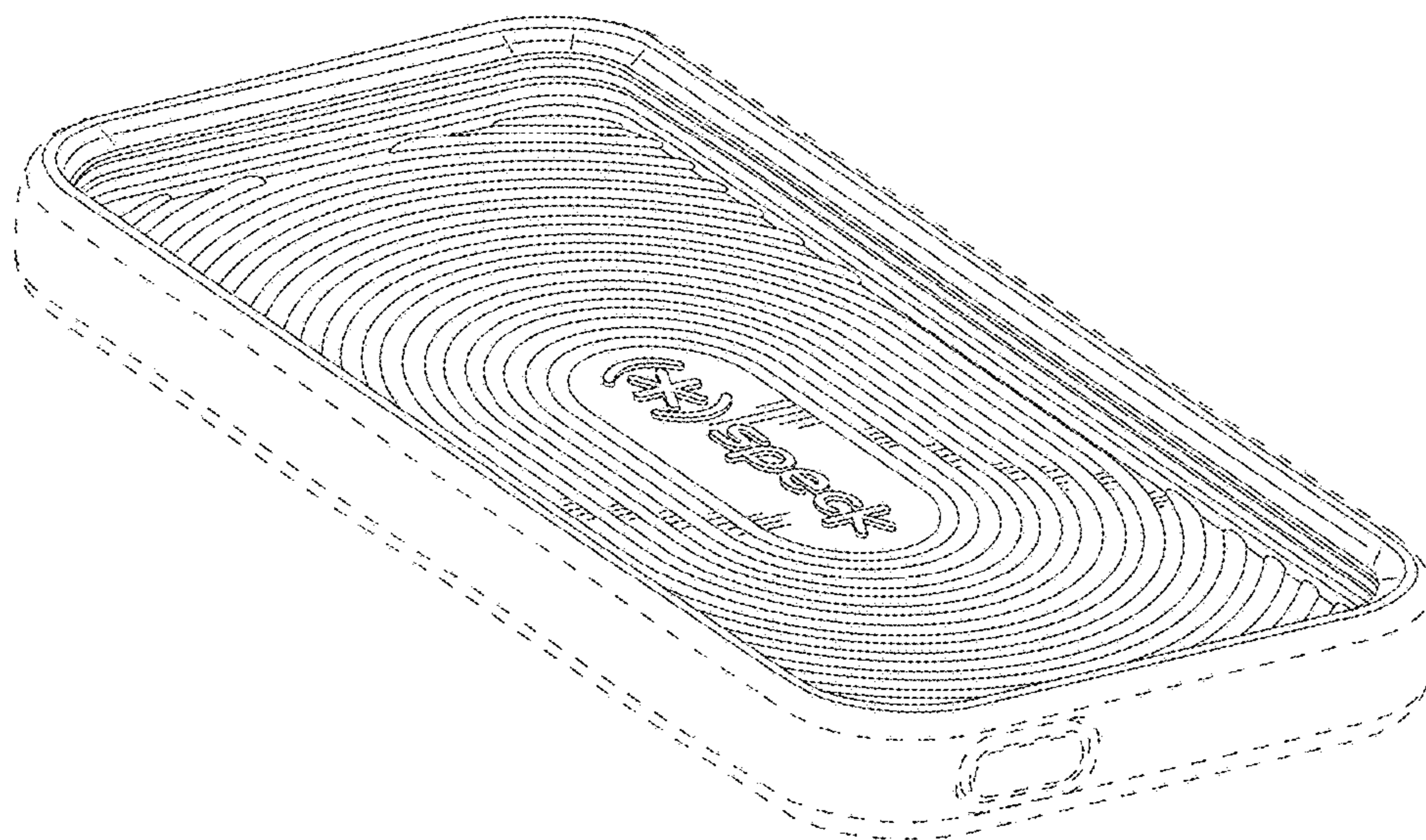


Fig. 7






Fig. 8

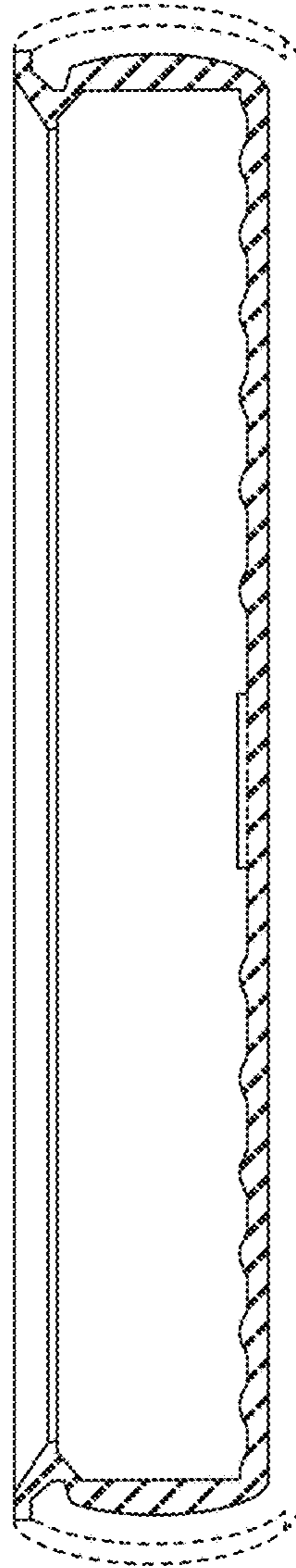


Fig. 9

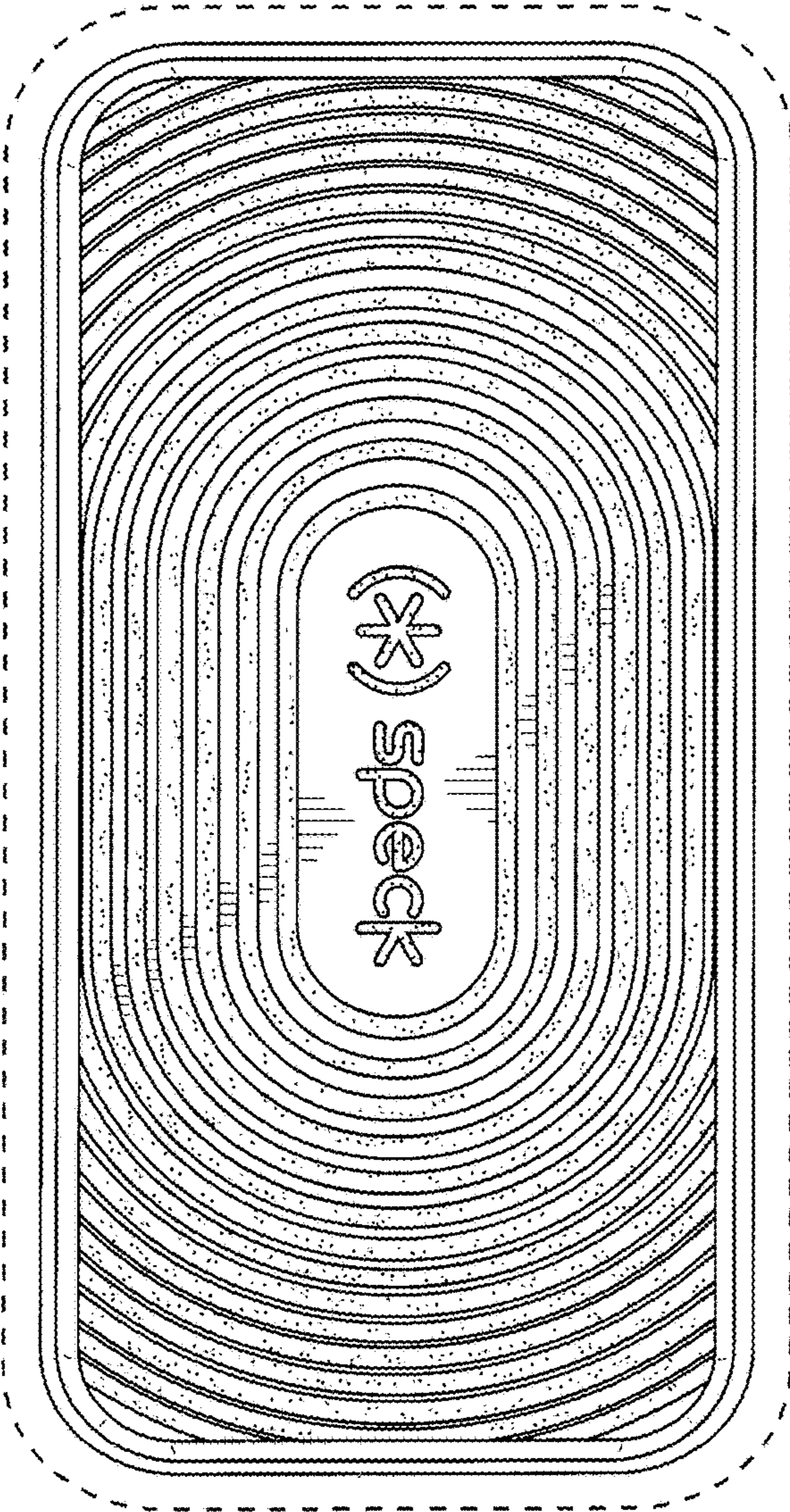


Fig. 10

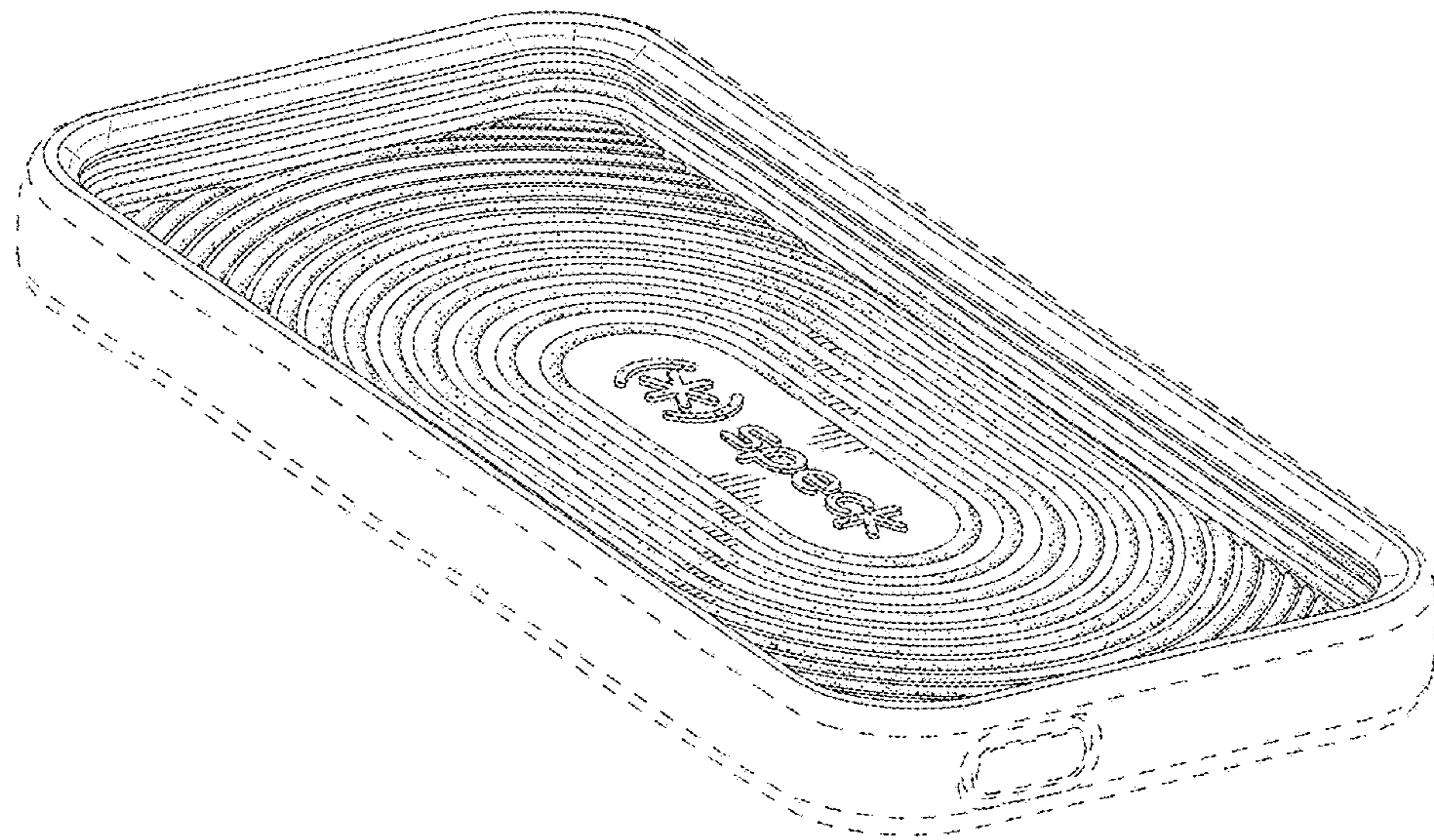


Fig. 11




Fig. 12

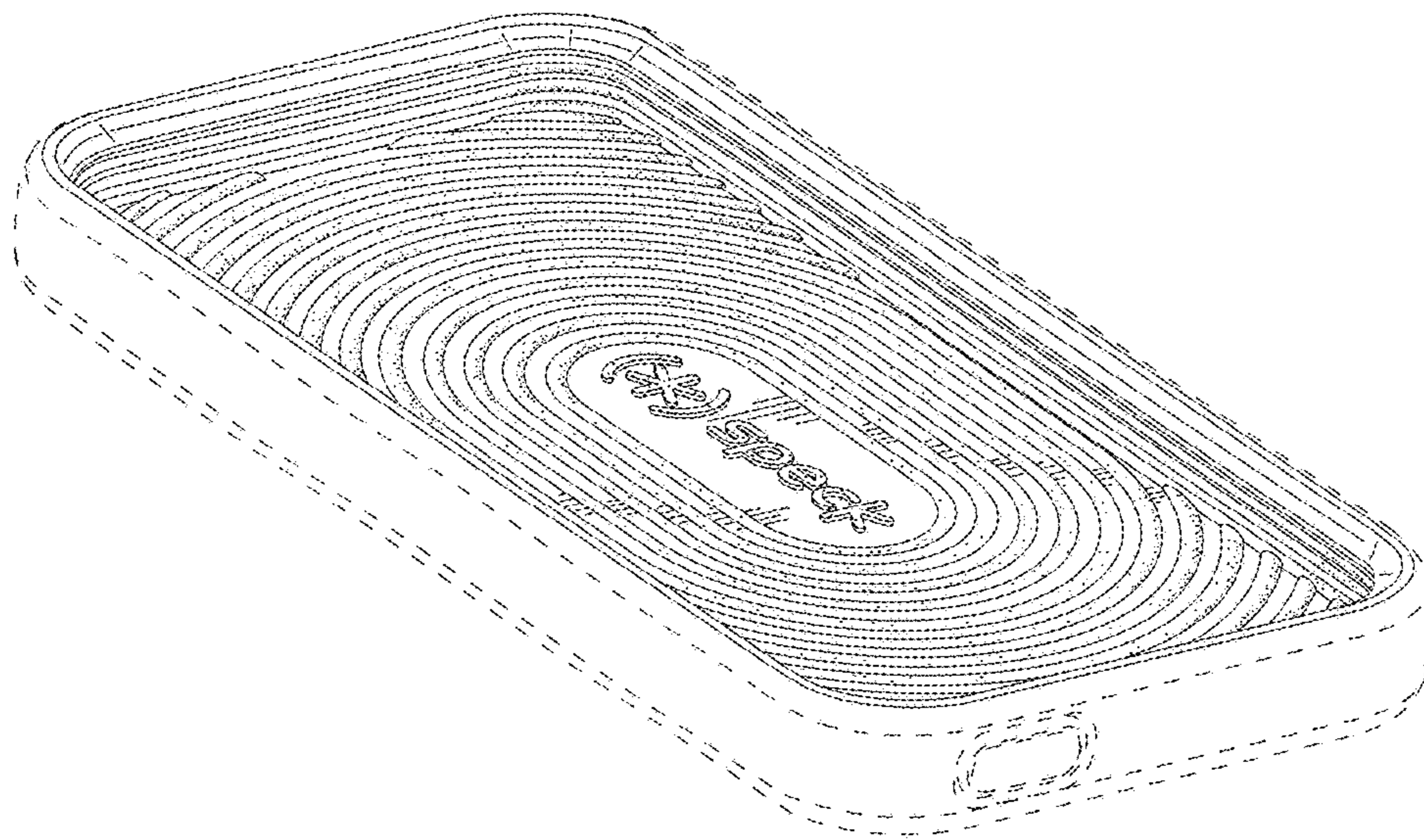


Fig. 13