



US00D809489S

(12) **United States Design Patent** (10) **Patent No.:** **US D809,489 S**
Burkholder et al. (45) **Date of Patent:** **** *Feb. 6, 2018**

(54) **RFID TAG**

FOREIGN PATENT DOCUMENTS

(71) Applicant: **Ohio State Innovation Foundation**,
Columbus, OH (US)

CN 302578521 9/2013
EM 000434758-0001 1/2006

(Continued)

(72) Inventors: **Robert J. Burkholder**, Galloway, OH
(US); **Asimina Kiourti**, Columbus, OH
(US); **Shuai Shao**, Columbus, OH
(US); **John L. Volakis**, Columbus, OH
(US)

OTHER PUBLICATIONS

Amazon.com : Alien 9662 3"x1" UHF Rfid Adhesive Tag Rfid
Label, oldest review Apr. 21, 2016, https://www.amazon.com/9662-Adhesive-100lbs-300lbs-1000lbs/dp/B00FGPNMHW/ref=pd_sbs_229_6?_encoding=UTF8&pvc=1&refRID=MCFAR6NGKSY024V04VTM, [site visited Jan. 19, 2017 5:21:38 PM].*

(Continued)

(73) Assignee: **Ohio State Innovation Foundation**,
Columbus, OH (US)

(*) Notice: This patent is subject to a terminal disclaimer.

Primary Examiner — John Windmuller
Assistant Examiner — John R Yeh

(**) Term: **15 Years**

(74) *Attorney, Agent, or Firm* — Meunier Carlin &
Curfman LLC

(21) Appl. No.: **29/570,370**

(22) Filed: **Jul. 7, 2016**

(57) **CLAIM**

The ornamental design of an RFID tag, as shown and described.

Related U.S. Application Data

DESCRIPTION

(62) Division of application No. 29/503,969, filed on Oct. 1, 2014, now Pat. No. Des. 763,833.

(51) **LOC (11) Cl.** **14-03**

(52) **U.S. Cl.**
USPC **D14/230**

(58) **Field of Classification Search**
USPC D14/230–238, 299, 358
CPC H01Q 7/00; H01Q 13/10; H01Q 9/285;
H01Q 19/30; H01Q 19/12; H01Q 1/38;
H01Q 1/12; H01Q 1/22; H04Q 7/00
See application file for complete search history.

FIG. 1 is a perspective view of an embodiment of the RFID tag illustrating our new design;
FIG. 2 is a top plan view thereof;
FIG. 3 is a front elevation view thereof, the rear elevation being a mirror image thereof;
FIG. 4 is a perspective view of another embodiment of the RFID tag illustrating our new design;
FIG. 5 is a top plan view thereof; and,
FIG. 6 is a front elevation view thereof, the rear elevation being a mirror image thereof.
The broken lines in the drawings represent portions of the RFID tag that form no part of the claimed design.
The left side elevational view, the right side elevational view, and the bottom plan view of the RFID tag are not shown and form no part of the claimed design.


(56) **References Cited**

U.S. PATENT DOCUMENTS

D167,457 S * 8/1952 Gordon 343/803
2,666,138 A * 1/1954 Ehrbar H01Q 5/48
343/727

(Continued)

1 Claim, 2 Drawing Sheets



(56)

References Cited

U.S. PATENT DOCUMENTS

D180,057 S * 4/1957 Bernfeld D14/234
 7,009,576 B2 3/2006 Adamson et al.
 7,116,276 B2 * 10/2006 Lee H01Q 5/364
 343/700 MS
 7,193,516 B2 3/2007 Choi et al.
 D546,819 S * 7/2007 Oliver D14/230
 D546,820 S * 7/2007 Oliver D14/230
 D546,822 S * 7/2007 Oliver D14/230
 7,253,735 B2 8/2007 Gengel et al.
 7,292,138 B2 11/2007 Jang
 D573,589 S * 7/2008 Montgomery D14/230
 7,489,248 B2 2/2009 Gengel et al.
 7,501,955 B2 3/2009 Forster et al.
 D594,857 S 6/2009 Deguchi et al.
 7,659,864 B2 * 2/2010 Chen H01Q 1/242
 343/700 MS
 D611,037 S * 3/2010 Oliver D14/230
 D611,038 S 3/2010 Deguchi et al.
 7,714,794 B2 5/2010 Tavassoli Hazouri
 7,868,766 B2 1/2011 Gengel et al.
 8,025,238 B2 9/2011 Jung et al.
 D652,409 S 1/2012 Hernandez et al.
 8,319,688 B2 11/2012 Parsche
 8,350,703 B2 1/2013 Gengel et al.
 8,471,709 B2 6/2013 Carrender
 D695,279 S * 12/2013 Yang D14/230
 D709,052 S * 7/2014 Forster D14/230
 D709,864 S * 7/2014 Ferguson D14/230
 8,766,874 B2 7/2014 Sinnett et al.
 D715,781 S * 10/2014 Forster D14/230
 D719,937 S * 12/2014 Forster D14/230
 D720,729 S * 1/2015 Escaro D14/230
 D761,235 S * 7/2016 Man D14/230
 D763,833 S * 8/2016 Burkholder D14/230

9,509,055 B2 * 11/2016 Guan H01P 1/20381
 D776,093 S * 1/2017 Forster D14/230
 2004/0130499 A1 7/2004 Weiss
 2005/0259030 A1 * 11/2005 Mizuno H01Q 1/248
 343/866
 2007/0262902 A1 11/2007 Iwata et al.
 2008/0150819 A1 6/2008 Uno et al.
 2009/0184880 A1 * 7/2009 Marklein H01Q 7/00
 343/866
 2010/0134292 A1 * 6/2010 Deavours H01Q 1/38
 340/572.7
 2011/0024512 A1 2/2011 Satake et al.
 2011/0063177 A1 3/2011 Forster
 2011/0080331 A1 4/2011 Kato
 2011/0309973 A1 12/2011 Barrick et al.

FOREIGN PATENT DOCUMENTS

EM 001928029-0003 10/2011
 EM 003335447-0002 * 8/2016

OTHER PUBLICATIONS

Invengo xWing inlays, UHF RFID tags, post date Aug. 9, 2011, <http://www.veryfields.net/invengo-presents-the-xwing-inlays-uhf-rfid-tags-for-apparel-applications>, [site visited Jan. 19, 2017 5:12:45 PM].*
 ALN-9740—Alien Squiggle Inlay (Higgs 4), Feb. 7, 2014, 4 pages. Flexible Archives—p. 2 of 5—Health Tech Insider, online, May 20, 2015, <http://healthtechinsider.com/tag/flexible/page/2/>, [site visited Nov. 3, 2015 9:40:05 AM].
 RFID News Roundup—RFID Journal, website copyright 2015, online, <http://www.rfidjournal.com/articles/view?12631/5>, [site visited Nov. 11, 2015 5:23:59 PM].

* cited by examiner

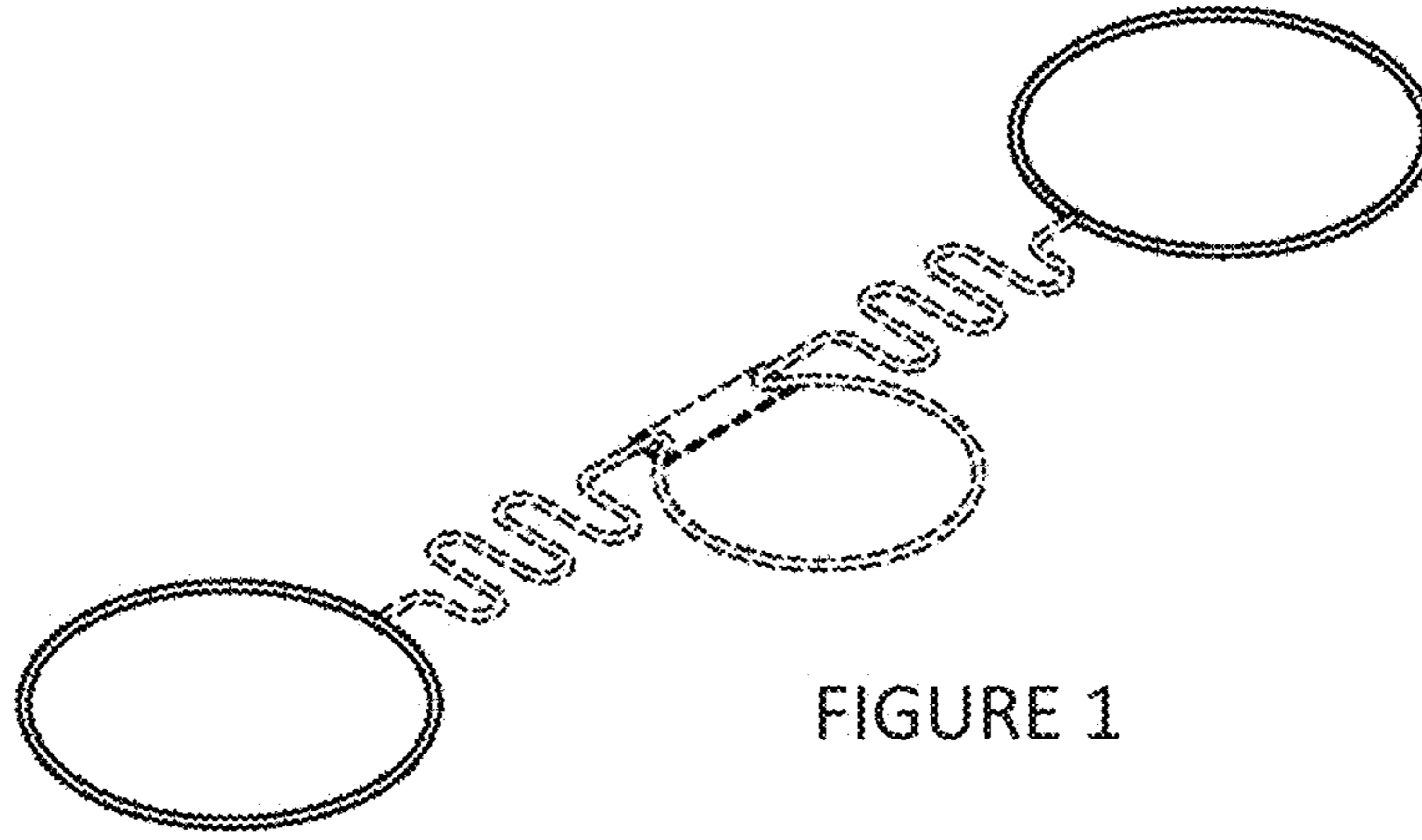


FIGURE 1

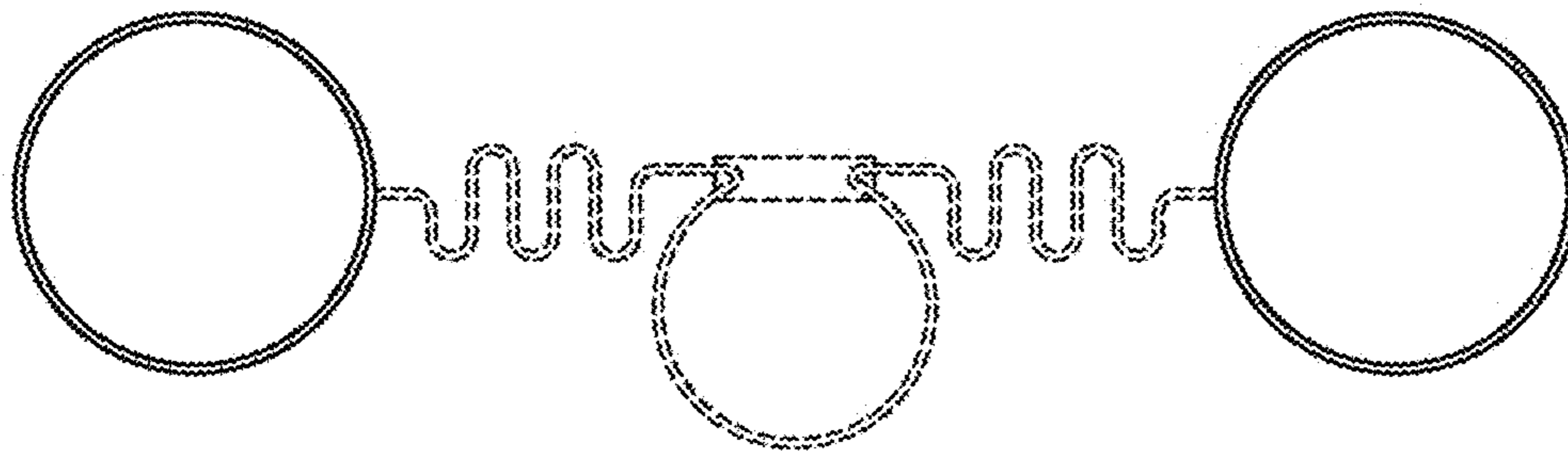


FIGURE 2



FIGURE 3

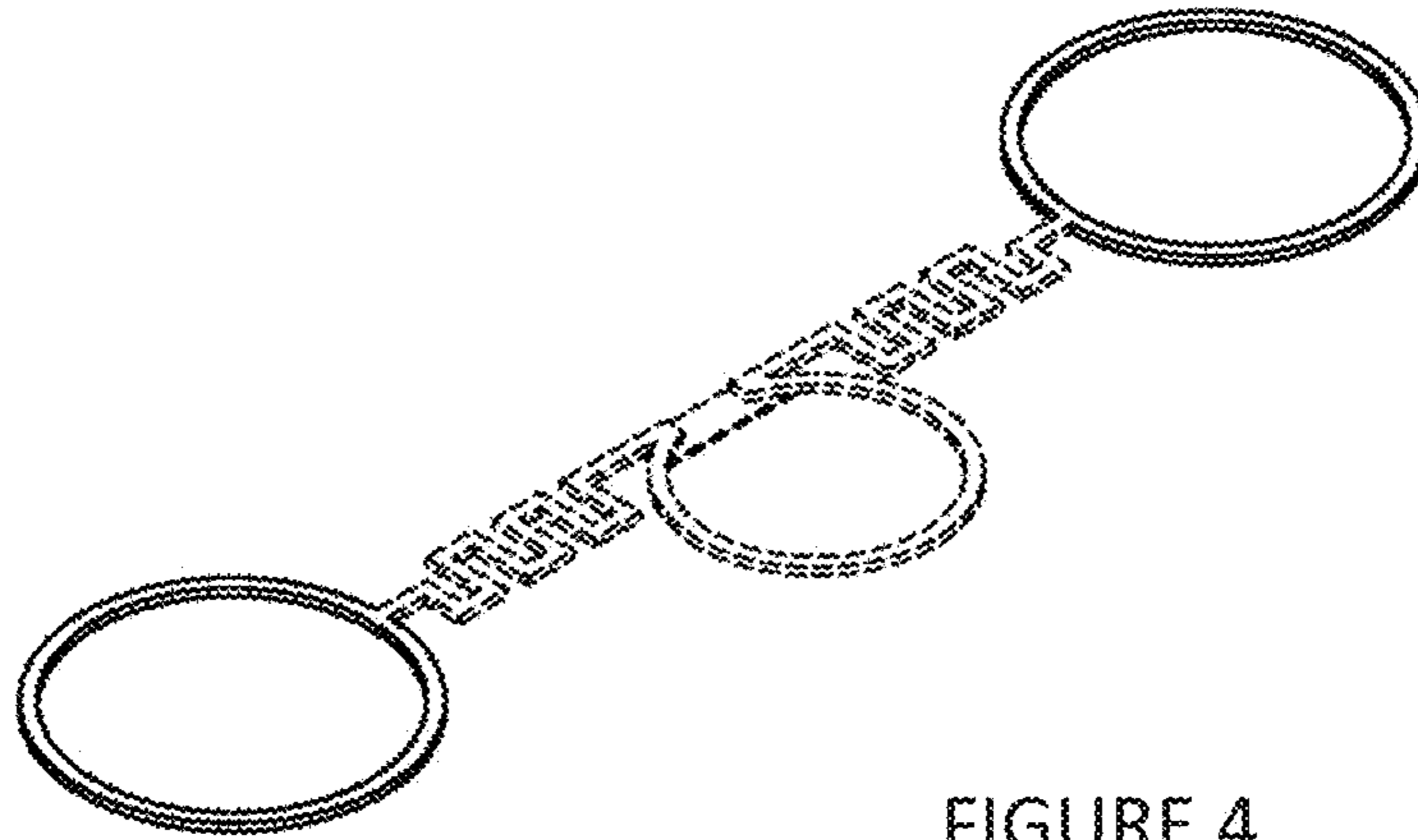


FIGURE 4

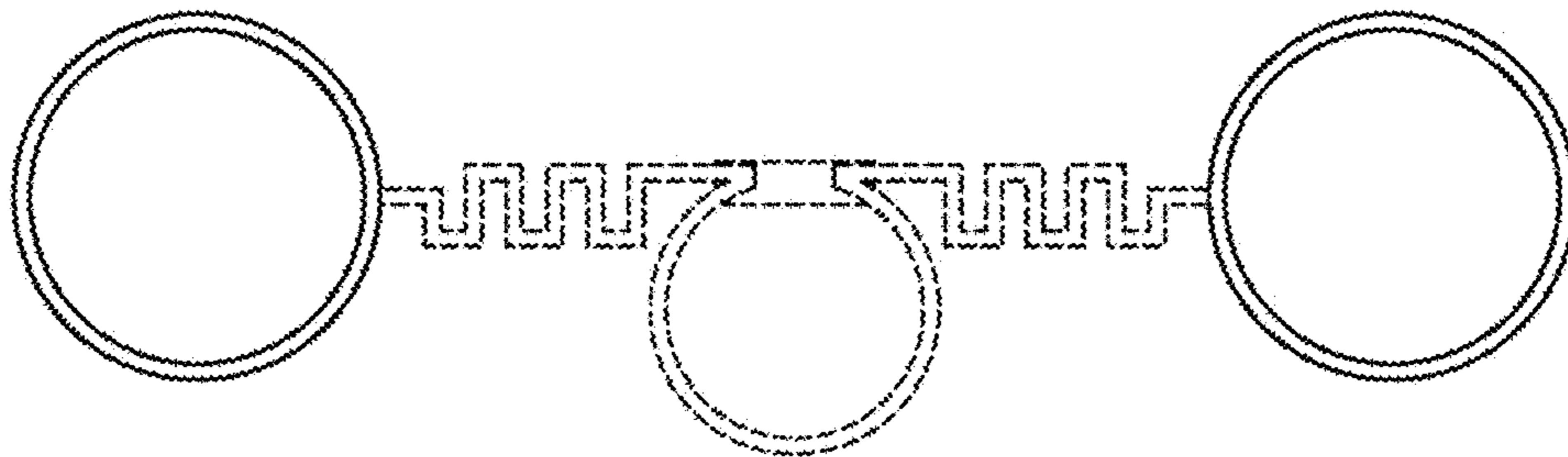


FIGURE 5



FIGURE 6