



US00D809480S

(12) **United States Design Patent** (10) **Patent No.:** **US D809,480 S**
Schaal et al. (45) **Date of Patent:** **** Feb. 6, 2018**

(54) **PORTABLE AUDIO SYSTEM**

H04R 2499/13; H04R 2499/15; H04S 3/00; H04S 7/30

(71) Applicant: **Bose Corporation**, Framingham, MA (US)

See application file for complete search history.

(72) Inventors: **Nathan David Schaal**, Cambridge, MA (US); **Jay Pupecki**, Worcester, MA (US); **Timothy J. Meredith**, Boston, MA (US)

(56) **References Cited**

U.S. PATENT DOCUMENTS

(73) Assignee: **Bose Corporation**, Framingham, MA (US)

D326,652 S	6/1992	Kanno	
D394,064 S *	5/1998	Freadman	D14/214
D415,760 S *	10/1999	Isonaga	D14/171
D454,110 S	3/2002	Andre et al.	
D540,123 S	4/2007	George et al.	
D542,784 S	5/2007	Franck et al.	
D594,002 S *	6/2009	Kettula	D14/240
D656,124 S	3/2012	Smith et al.	
D753,094 S *	4/2016	Holzer	D14/214
D760,684 S *	7/2016	Green	D14/204
D768,598 S *	10/2016	Skelton	D14/203.1

(**) Term: **15 Years**

FOREIGN PATENT DOCUMENTS

(21) Appl. No.: **29/559,229**

EM 002493718-0001/00 7/2014

(22) Filed: **Mar. 25, 2016**

* cited by examiner

(51) **LOC (11) Cl.** **14-03**

(52) **U.S. Cl.**

Primary Examiner — Keli L Hill

USPC **D14/214**; D14/216

(58) **Field of Classification Search**

(57) **CLAIM**

USPC D14/167, 168, 170–172, 188, 194–196, D14/204, 207, 209.1, 210–216, 219, 221, D14/222, 224, 239, 496; 181/143, 144, 181/147, 148, 150, 153, 157, 198, 199; 381/300–303, 306, 332, 333, 336, 345, 381/361–364, 386–388; 369/6–12

CPC B60R 11/0217; G06F 1/1688; G10K 9/22; G10K 11/004; H03F 1/327; H04M 1/03; H04M 1/035; H04N 5/642; H04N 21/4852; H04R 1/02; H04R 1/06; H04R 1/021; H04R 1/025; H04R 1/026; H04R 1/028; H04R 1/105; H04R 1/323; H04R 1/403; H04R 1/2803; H04R 1/2834; H04R 5/02; H04R 7/20; H04R 9/06; H04R 9/025; H04R 2201/021; H04R 2400/00; H04R 2400/07; H04R 2499/11;


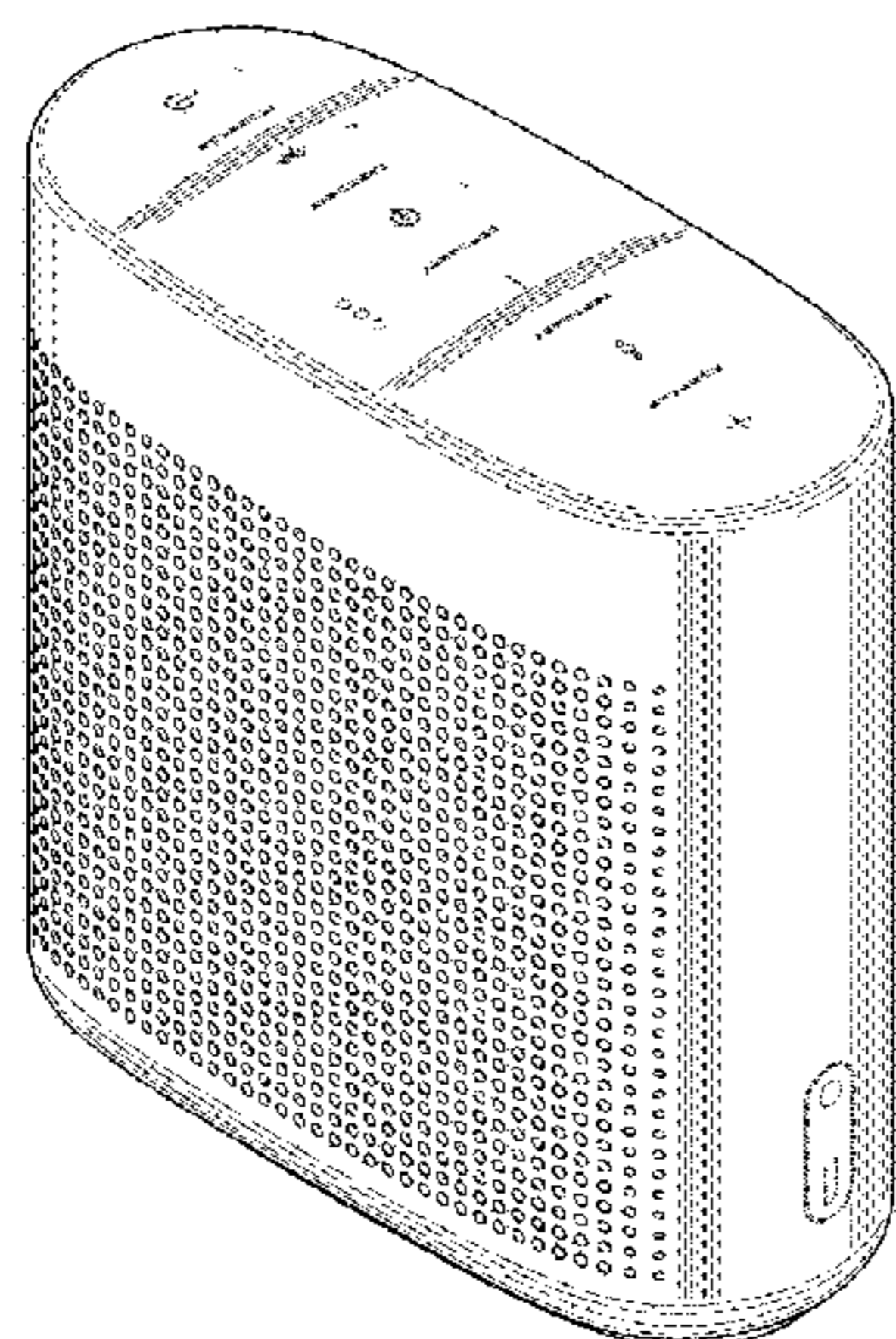
The ornamental design for a portable audio system, substantially as shown and described.

DESCRIPTION

FIG. 1 is a perspective view of a portable audio system as seen from the front, top, and side;
 FIG. 2 is a front view thereof;
 FIG. 3 is a back view thereof;
 FIG. 4 is a top view thereof;
 FIG. 5 is a bottom view thereof;
 FIG. 6 is a side view thereof; and,
 FIG. 7 is an opposite side view thereof.

The dotted line portions of the drawings represent environmental structure only and form no part of the claimed

(Continued)



design. The broken line showing of numbers, words, and symbols forms no part of the claimed design.

1 Claim, 5 Drawing Sheets

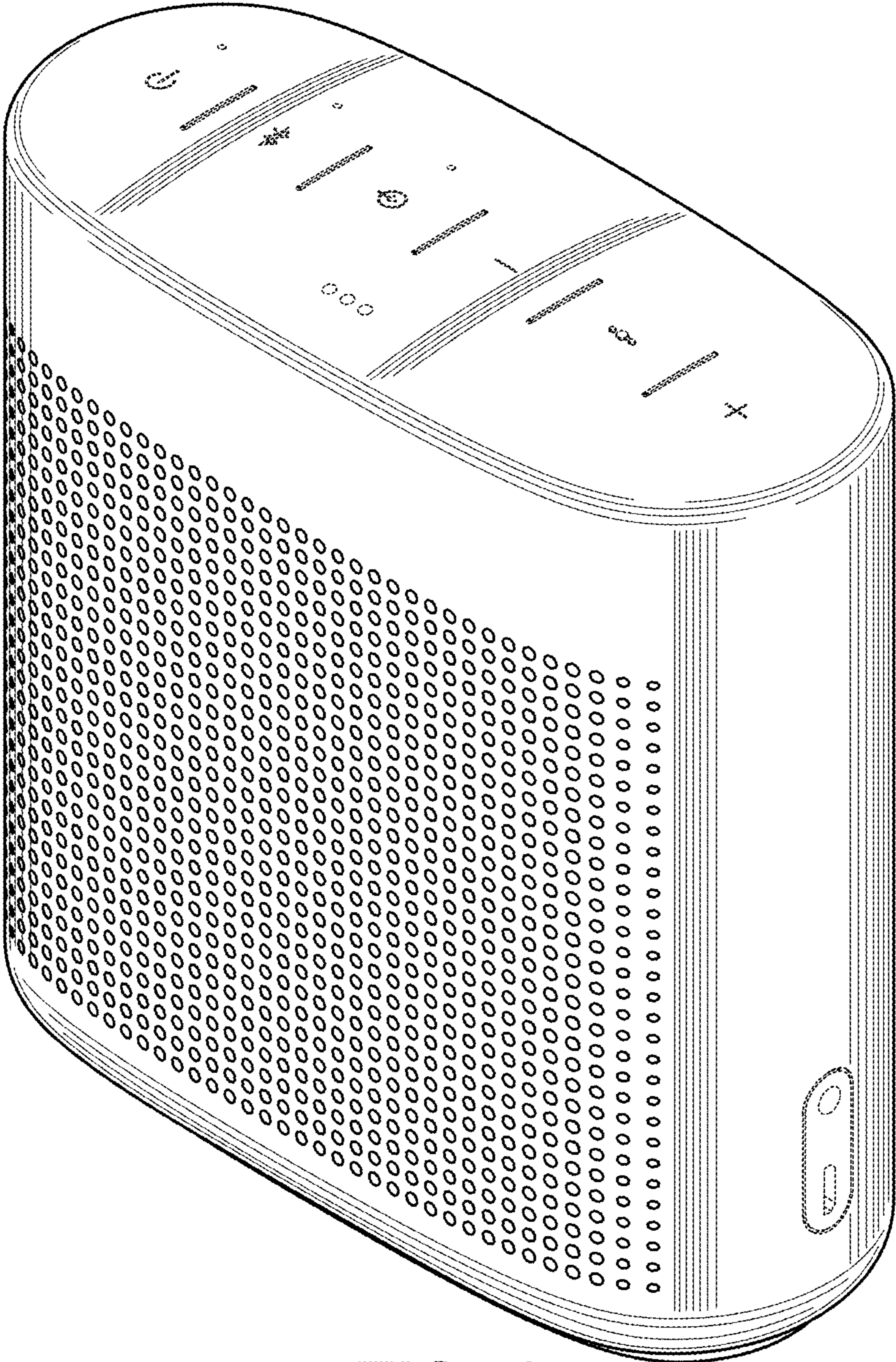


FIG. 1




FIG. 2




FIG. 3

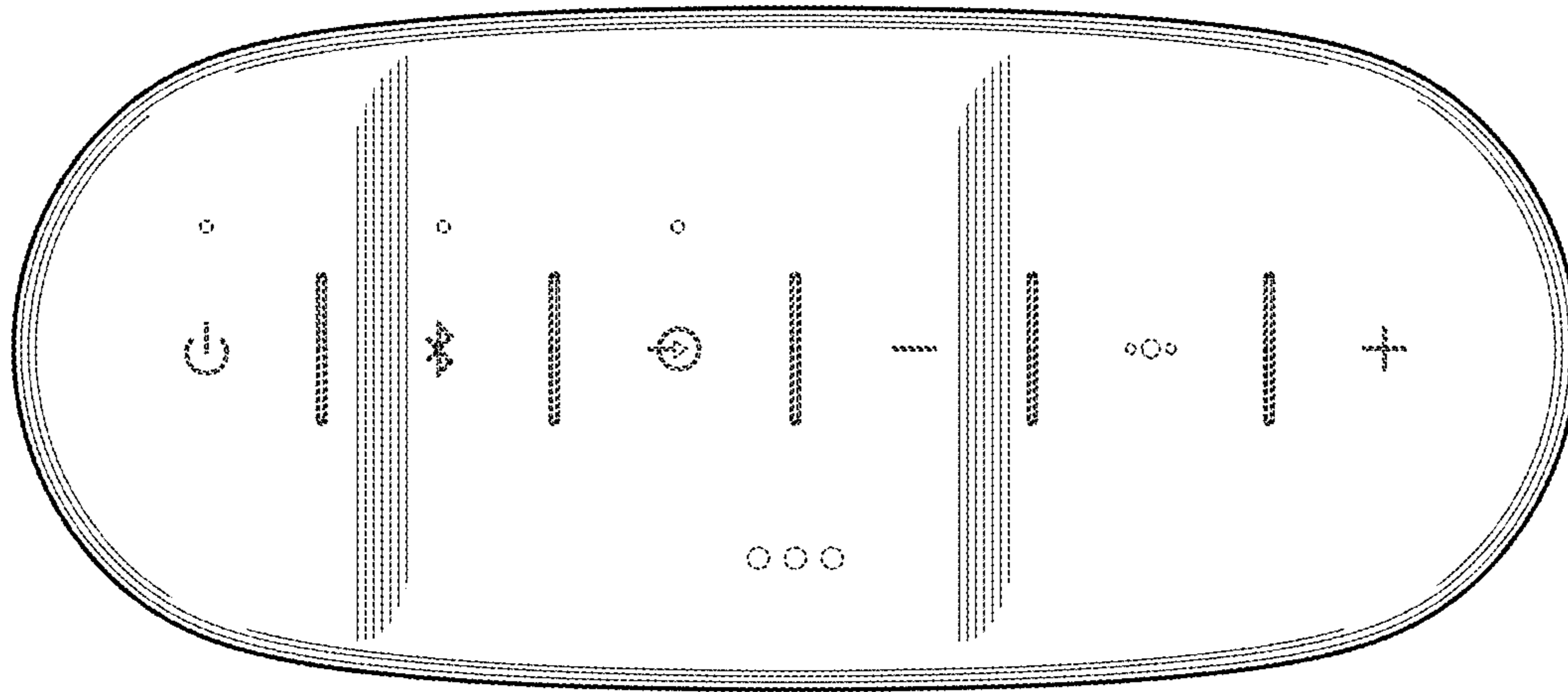


FIG. 4




FIG. 5




FIG. 6

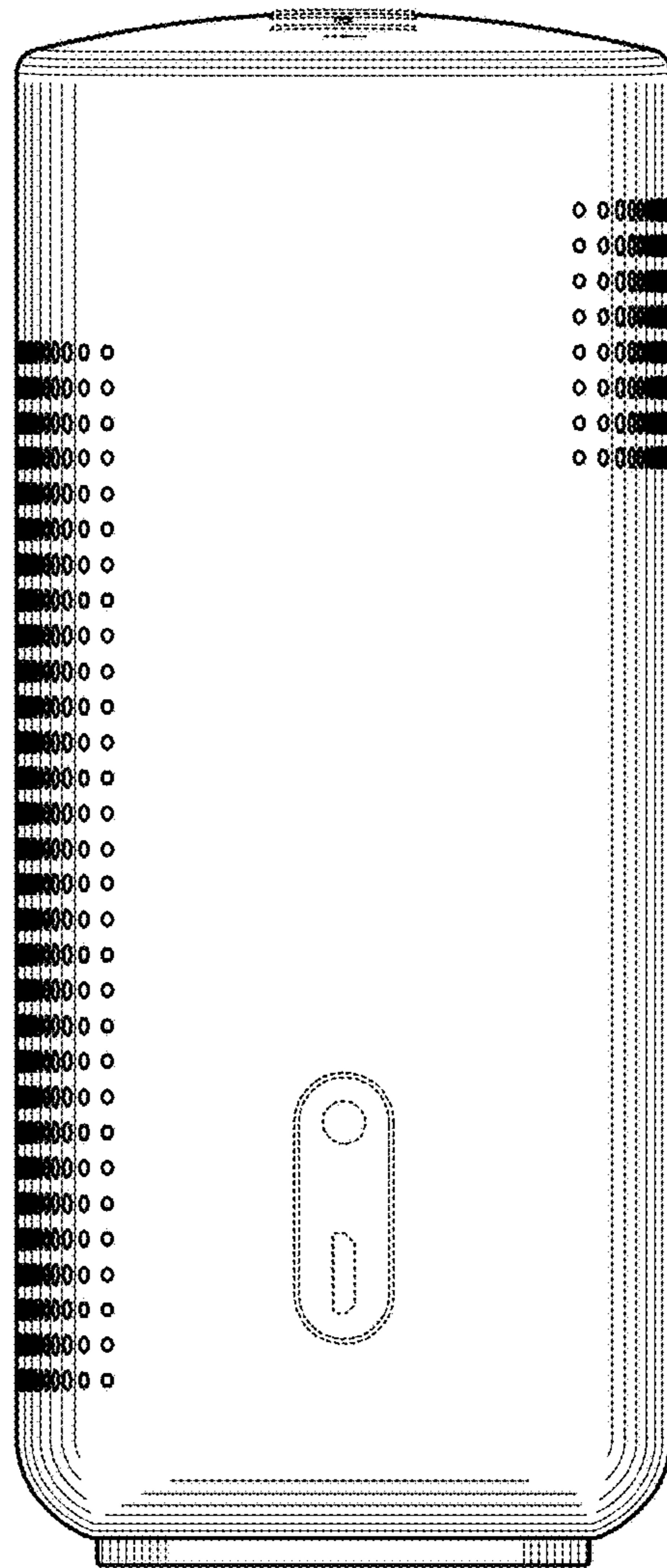


FIG. 7