



US00D809458S

(12) **United States Design Patent** (10) **Patent No.:** **US D809,458 S**
Yamazaki et al. (45) **Date of Patent:** **** Feb. 6, 2018**

(54) **TRANSFORMER HOUSING**

FOREIGN PATENT DOCUMENTS

(71) Applicant: **Hitachi Industrial Equipment Systems Co., Ltd.**, Chiyoda-ku, Tokyo (JP)

CN 304043873 * 2/2017
CN 304043880 * 2/2017
CN 304055544 * 2/2017

(72) Inventors: **Miki Yamazaki**, Tokyo (JP); **Manabu Dohi**, Tokyo (JP); **Eisuke Maruyama**, Tokyo (JP); **Ryosuke Mikoshiba**, Tokyo (JP); **Kenichi Souma**, Tokyo (JP)

OTHER PUBLICATIONS

Oil Separators posted by Thorite Videos posted date May 15, 2015, © YouTube, [online], <https://www.youtube.com/watch?v=JTj0WgrW1ml> (Year: 2015).*

(73) Assignee: **Hitachi Industrial Equipment Systems Co., Ltd.**, Tokyo (JP)

(Continued)

(**) Term: **15 Years**

Primary Examiner — Cynthia Ramirez

Assistant Examiner — Laura H Yu

(21) Appl. No.: **29/572,447**

(74) *Attorney, Agent, or Firm* — Crowell & Moring LLP

(22) Filed: **Jul. 28, 2016**

(57) **CLAIM**

The ornamental design for a transformer housing, as shown and described.

(30) **Foreign Application Priority Data**

Jan. 29, 2016 (JP) 2016-001871

DESCRIPTION

(51) **LOC (11) Cl.** **13-02**

(52) **U.S. Cl.**
USPC **D13/110**

(58) **Field of Classification Search**
USPC D13/110, 180, 182; 257/678; D23/365, D23/266

See application file for complete search history.

This application contains subject matter related to the following co-pending U.S. design patent application:

Application Ser. No. 29/572,446, filed herewith and entitled "Transformer Housing".

FIG. 1 is a perspective view of a transformer housing according to the design;

FIG. 2 is a front elevational view thereof;

FIG. 3 is a rear elevational view thereof;

FIG. 4 is a right side elevational view thereof;

FIG. 5 is a left side elevational view thereof;

FIG. 6 is a top plan view thereof;

FIG. 7 is a bottom plan view thereof;

FIG. 8 is an enlarged partial view of frame 8 identified in FIG. 2; and,

FIG. 9 is a cross-sectional view taken along line 9-9 of FIG. 8.

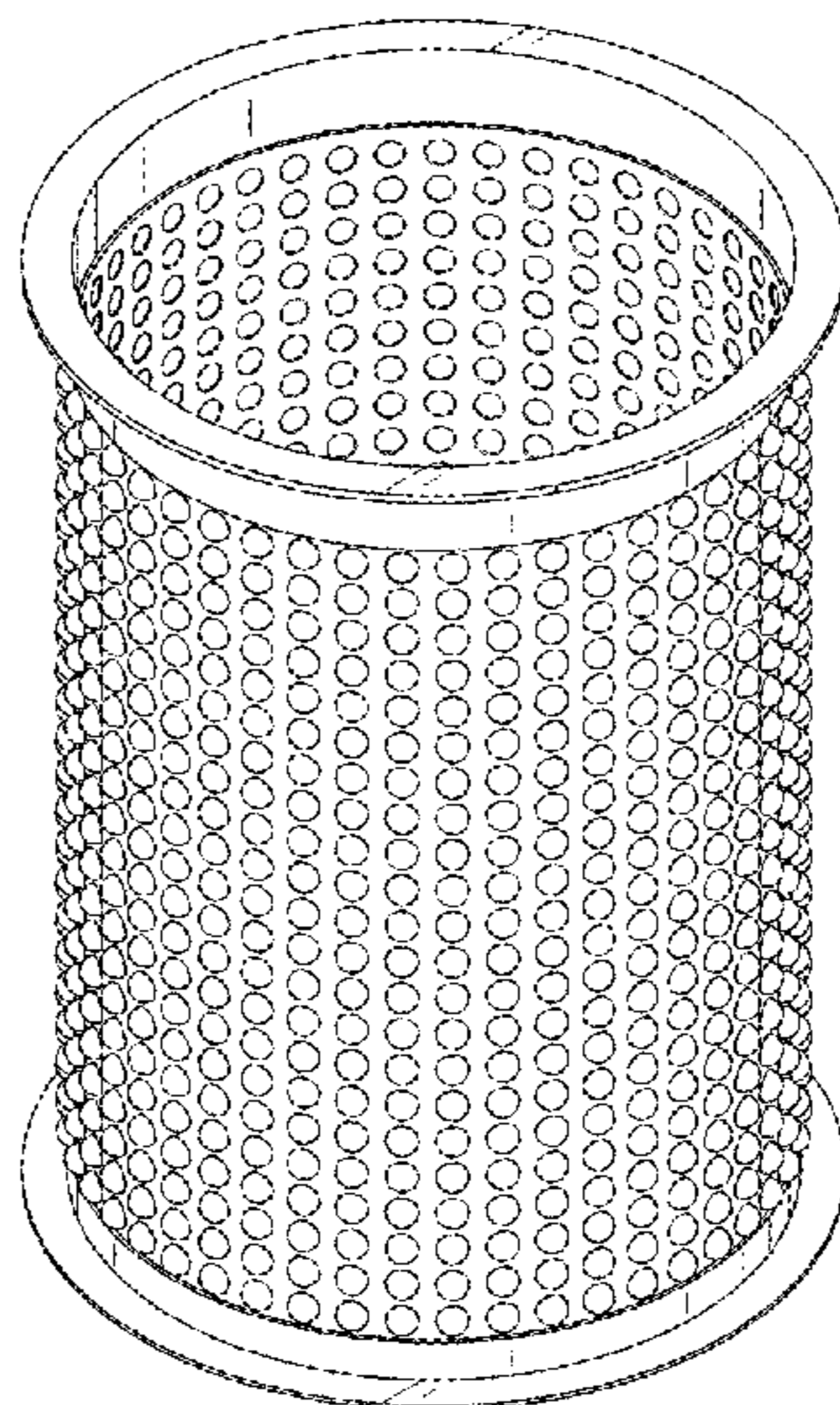
(56) **References Cited**

U.S. PATENT DOCUMENTS

1,016,648 A * 2/1912 Snell A61L 9/127
206/0.5
D582,533 S * 12/2008 Bodine D23/366
D655,682 S * 3/2012 Takebayashi D13/182
D656,910 S * 4/2012 Taniguchi D13/182
D690,278 S * 9/2013 Taniguchi D13/180
D760,884 S * 7/2016 Green D23/365

(Continued)

1 Claim, 3 Drawing Sheets



(56)

References Cited

U.S. PATENT DOCUMENTS

D774,173 S * 12/2016 Engberg D23/364
2004/0060439 A1 * 4/2004 Byrd B01D 46/2411
95/273
2007/0241436 A1 * 10/2007 Ookubo C08G 59/18
257/678

OTHER PUBLICATIONS

Tea Control posted by Riensch posted date Jul. 9, 2007, © Amazon, [online], <https://www.amazon.de/Finum-Teebereiter-Control-schwarz-4283000/dp/B000MP8A6O> (Year: 2007).*

Glass Tumbler posted by Creative Home posted date Jul. 14, 2017, © Amazon, [online], https://www.amazon.com/Creative-Home-85318-Transparent-Toothbrush/dp/B01L1A0VBK/ref=sr_1_6?ie=UTF8&qid=1507333322&sr=8-6&keywords=glass+dot+cup (Year: 2017).*

* cited by examiner

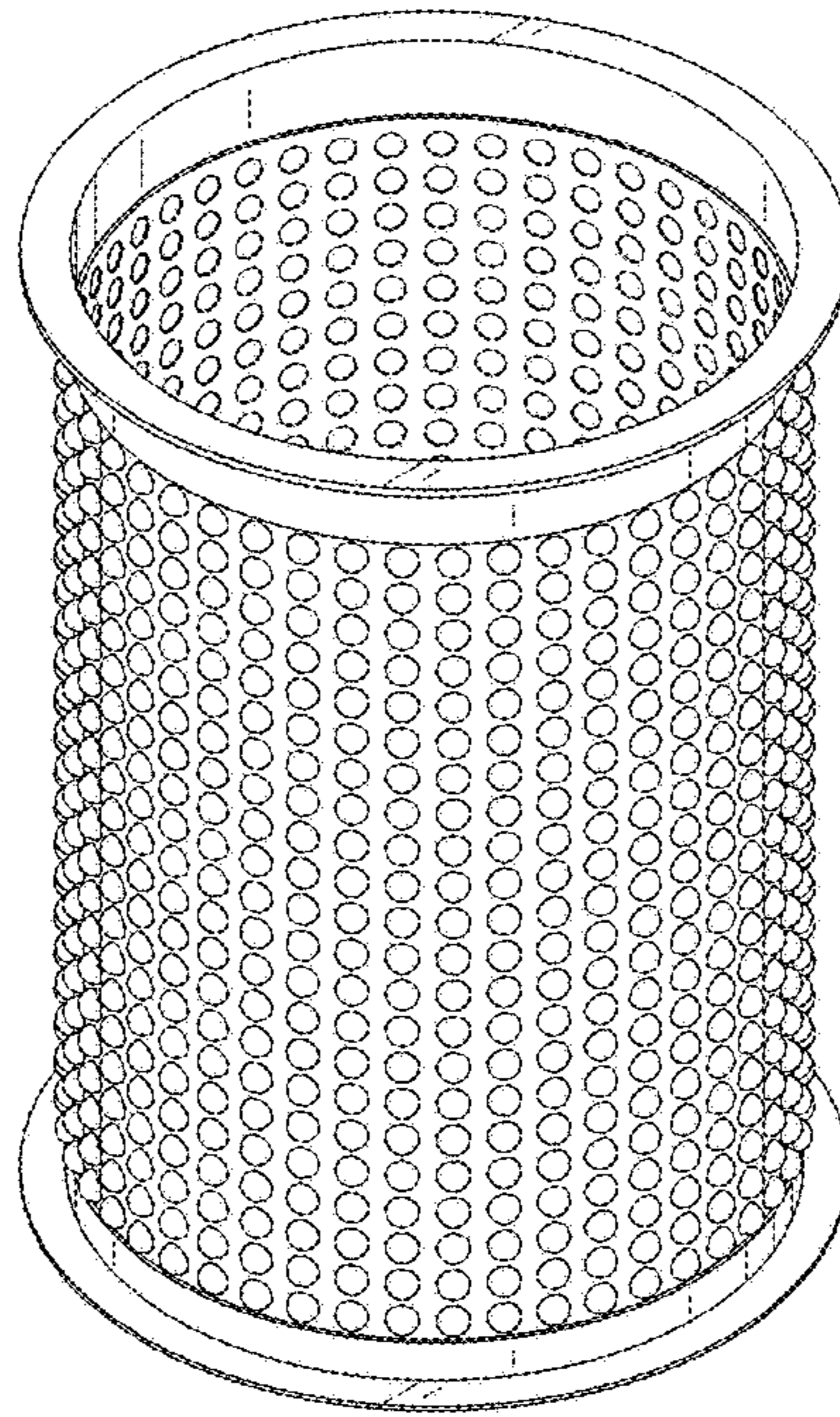


FIG. 1

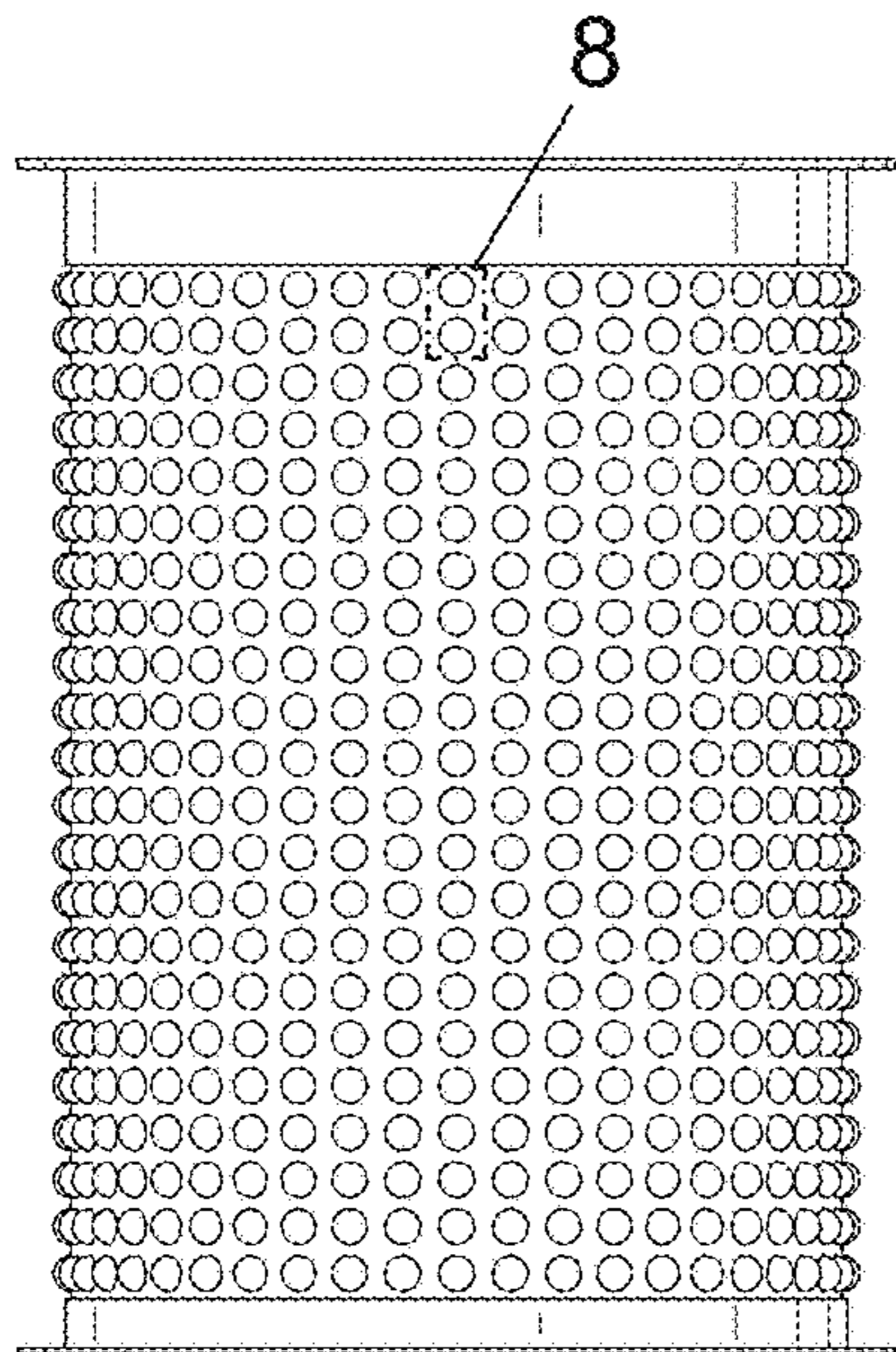


FIG. 2




FIG. 3




FIG. 4




FIG. 5

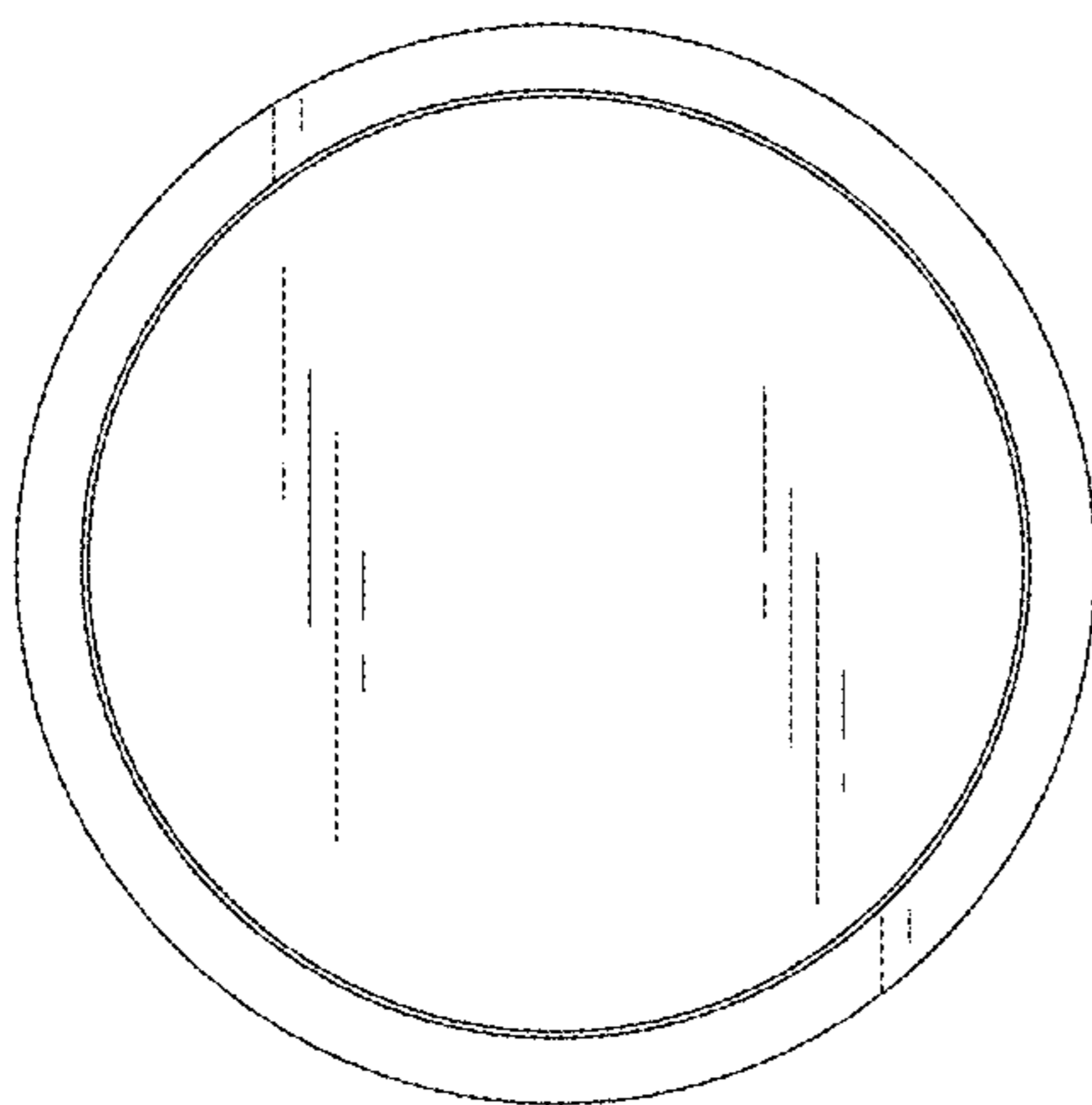


FIG. 6

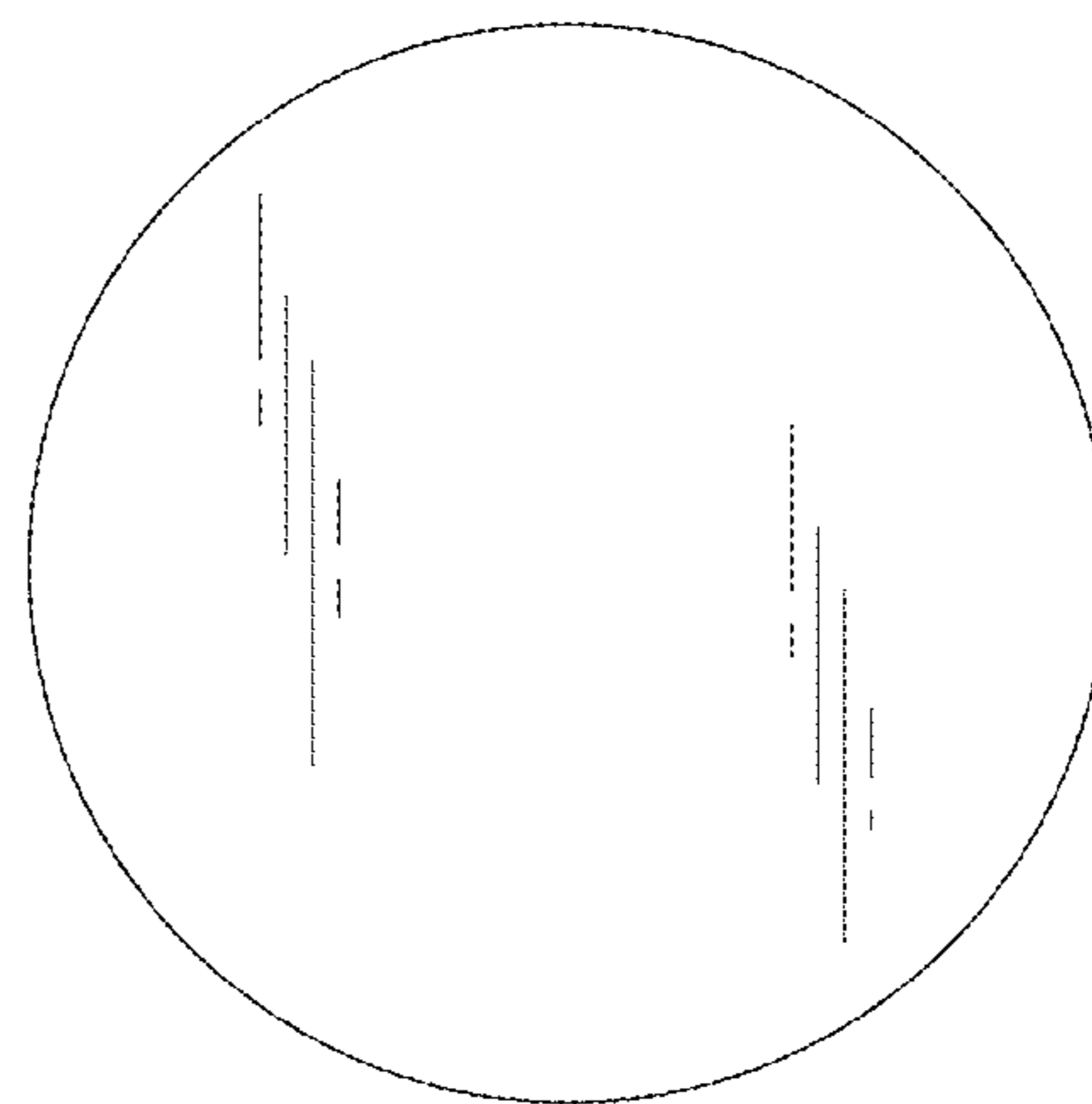


FIG. 7

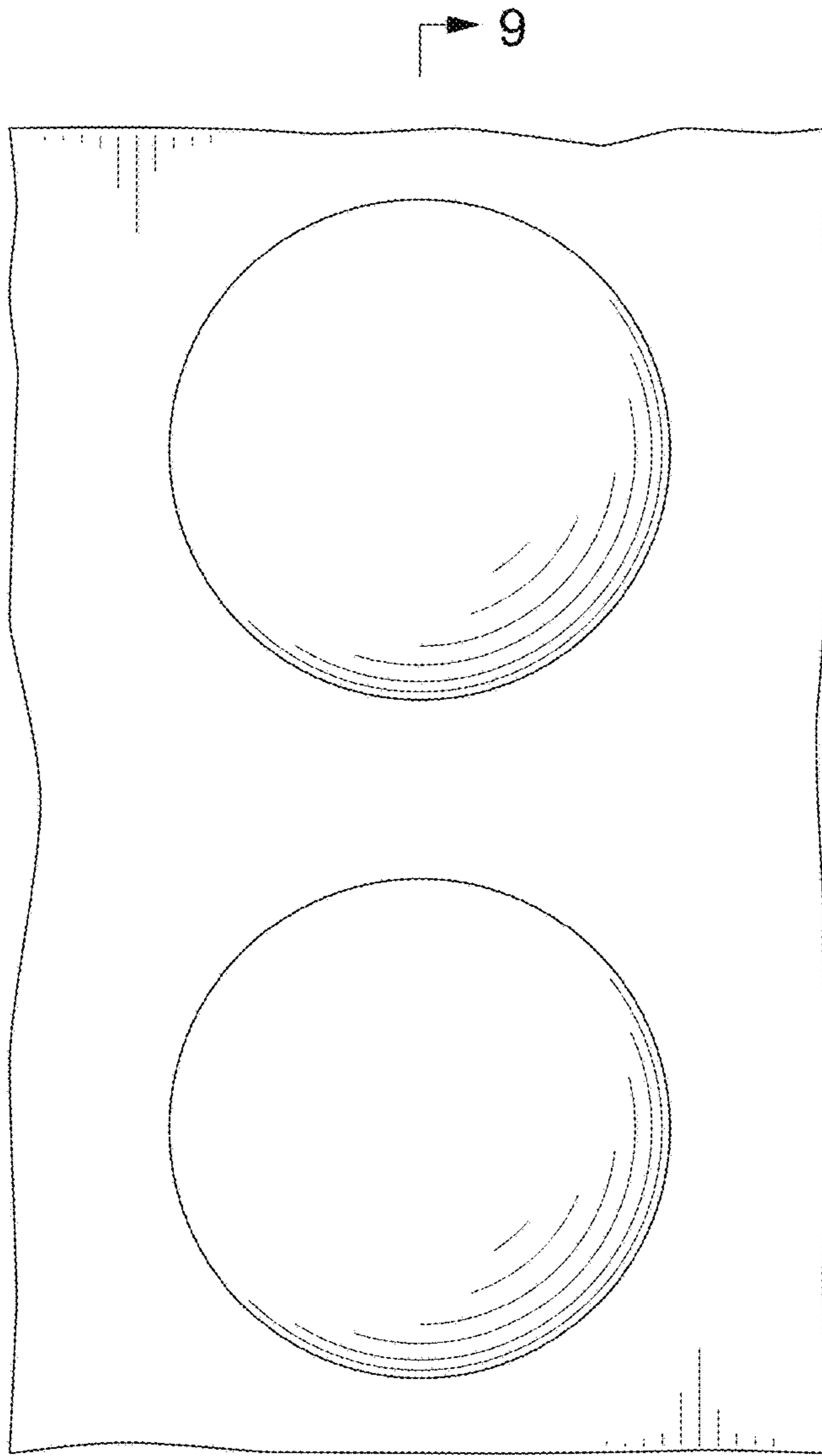


FIG. 8

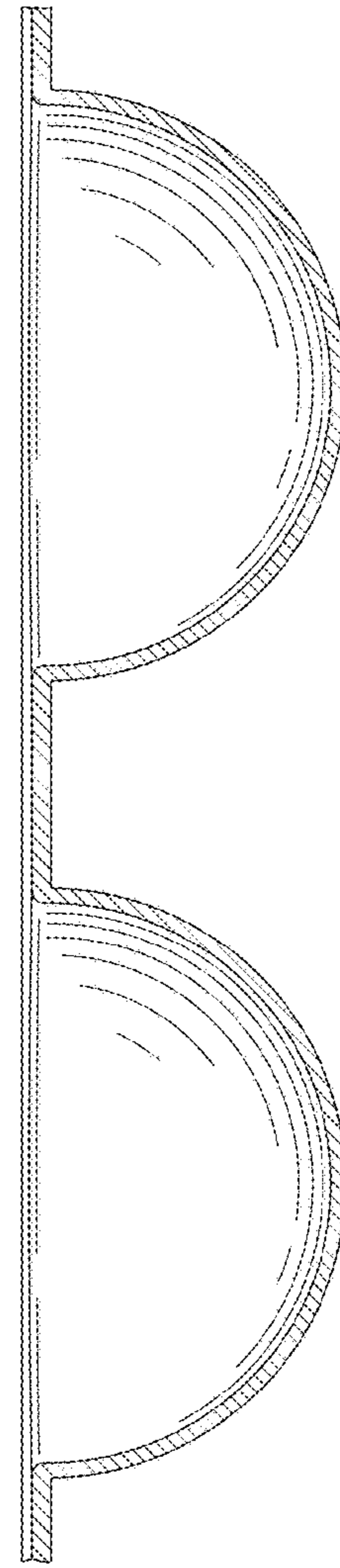


FIG. 9