



US00D809448S

(12) **United States Design Patent** (10) **Patent No.:** **US D809,448 S**
Schmiderer et al. (45) **Date of Patent:** **** Feb. 6, 2018**

- (54) **AIRCRAFT**
- (71) Applicant: **Reiner Stemme Utility Air-Systems GmbH, Wildau (DE)**
- (72) Inventors: **Alfred Schmiderer, Berlin (DE); Reiner Stemme, Berlin (DE); Markus Wagner, Berlin (DE)**
- (73) Assignee: **Barzan Holdings QSTP LLC, Doha (QA)**
- (**) Term: **15 Years**
- (21) Appl. No.: **29/569,827**
- (22) Filed: **Jun. 30, 2016**
- (51) **LOC (11) Cl.** **12-07**
- (52) **U.S. Cl.**
 USPC **D12/344**
- (58) **Field of Classification Search**
 USPC D12/16.1, 319–324, 326–345; D21/436, D21/441, 443, 444, 446, 447, 448, 449, D21/450, 451, 452, 453
 CPC B64C 1/062; B64C 39/024; B64C 27/08; B64C 29/00; B64C 39/00; B64C 23/00
 See application file for complete search history.

- D596,267 S * 7/2009 Colgren D12/319
 D599,727 S * 9/2009 Couvelaire D12/343
 D628,528 S * 12/2010 Cabezas Carrasco D12/319
 (Continued)

OTHER PUBLICATIONS

U.S. Appl. No. 29/569,842 to Schmiderer filed Jun. 30, 2016.
(Continued)

Primary Examiner — Robert M. Spear
Assistant Examiner — Marissa J Cash
 (74) *Attorney, Agent, or Firm* — Johnson, Marcou & Isaacs, LLC

(57) **CLAIM**

We claim the ornamental design for an aircraft, as shown and described.

DESCRIPTION

FIG. 1 is a side view for an aircraft, showing the new design, a side view of the reverse side is a mirror image of the illustrated side;

FIG. 2 is a front view of the aircraft;

FIG. 3 is a front view of a starboard portion of the aircraft;

FIG. 4 is a front view of a port portion of the aircraft;

FIG. 5 is a rear view of the aircraft;

FIG. 6 is a rear view of a starboard portion of the aircraft;

FIG. 7 is a rear view of a port portion of the aircraft;

FIG. 8 is a top view of the aircraft;

FIG. 9 is a top view of a starboard portion of the aircraft;

FIG. 10 is a top view of a port portion of the aircraft;

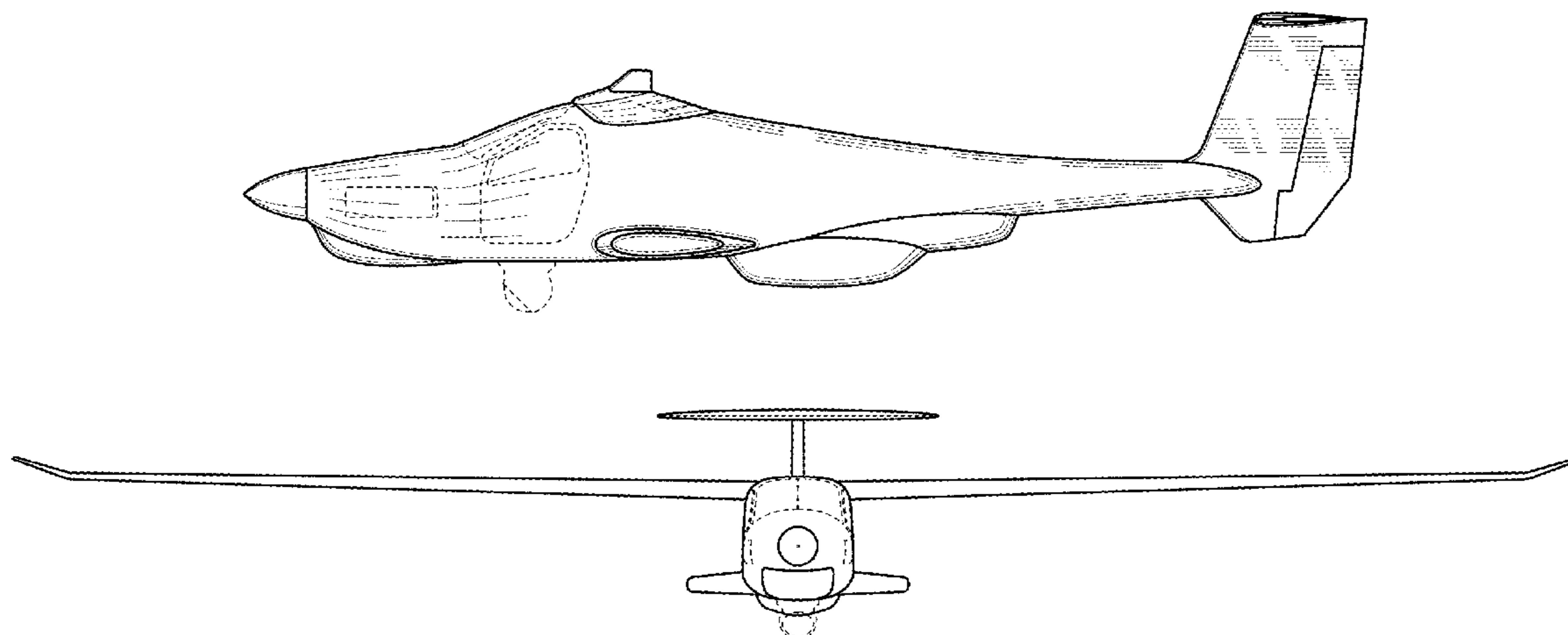
FIG. 11 is a bottom view of the aircraft;

FIG. 12 is a bottom view of a starboard portion of the aircraft; and,

FIG. 13 is a bottom view of a port portion of the aircraft. The broken lines shown in the drawings illustrate portions of the aircraft that do not form part of the claimed design.

1 Claim, 13 Drawing Sheets

- (56) **References Cited**
- U.S. PATENT DOCUMENTS
- D143,822 S * 2/1946 Johnson 244/73 R
 D143,969 S * 2/1946 Gross 244/45 R
 D144,023 S * 3/1946 Bowers 244/13
 D180,297 S * 5/1957 Schmued D12/343
 D292,909 S * 11/1987 Drake D12/319
 D317,432 S * 6/1991 Cummings D12/337
 D317,897 S * 7/1991 Antonov D12/319
 D392,937 S * 3/1998 Brichard D12/319
 D418,105 S * 12/1999 Margaritoff D12/319
 D446,764 S * 8/2001 Panatov D12/324
 D471,853 S * 3/2003 Lucchesini D12/319
 D516,007 S * 2/2006 Vigneron D12/319



(56)

References Cited

U.S. PATENT DOCUMENTS

D665,331 S	*	8/2012	Sands	D12/319
D690,254 S	*	9/2013	Manzhelii	D12/319
D691,547 S	*	10/2013	Hall	D12/319
D706,678 S	*	6/2014	Earon	D12/16.1
D708,563 S	*	7/2014	Colten	D12/319
D717,227 S	*	11/2014	Herzberger	D12/324
D725,548 S	*	3/2015	Herald	D12/16.1
D725,576 S	*	3/2015	Vickers	D12/3
D739,807 S	*	9/2015	Strand	D12/324
D762,157 S	*	7/2016	Faure	D12/342
D762,548 S	*	8/2016	Faure	D12/342
D763,733 S	*	8/2016	Gattelli	D12/16.1
D778,803 S	*	2/2017	Faure	D12/319

OTHER PUBLICATIONS

U.S. Appl. No. 9/569,859 to Stemme filed Jun. 30, 2016.
U.S. Appl. No. 29/569,862 to Wagner filed Jun. 30, 2016.
U.S. Appl. No. 29/571,149 to Schmiderer filed Jul. 14, 2016.
Freitag, "Examination Report issued in EUIPO Design Application No. 003560630", dated Feb. 15, 2017, 2 pages.
"2nd Examination Report issued in EUIPO Design Application No. 003560630", dated Aug. 17, 2017, 1 page.
Freitag, "Communication issued in EUIPO Design Application No. 003560630", dated Nov. 6, 2017, 2 pages.

* cited by examiner

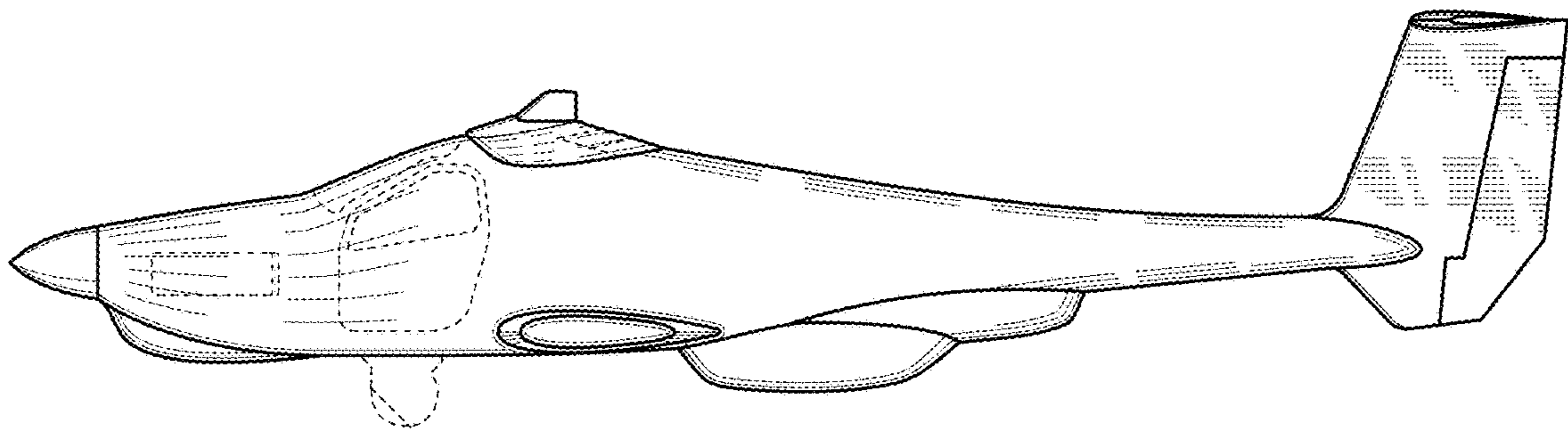


FIG. 1

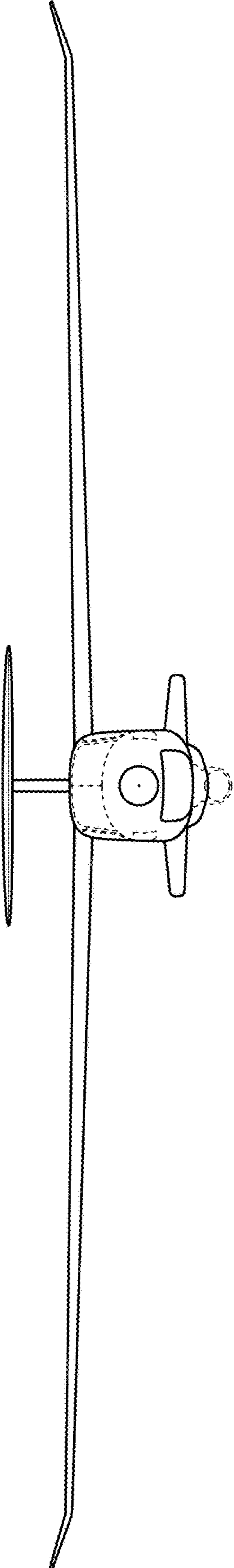


FIG. 2

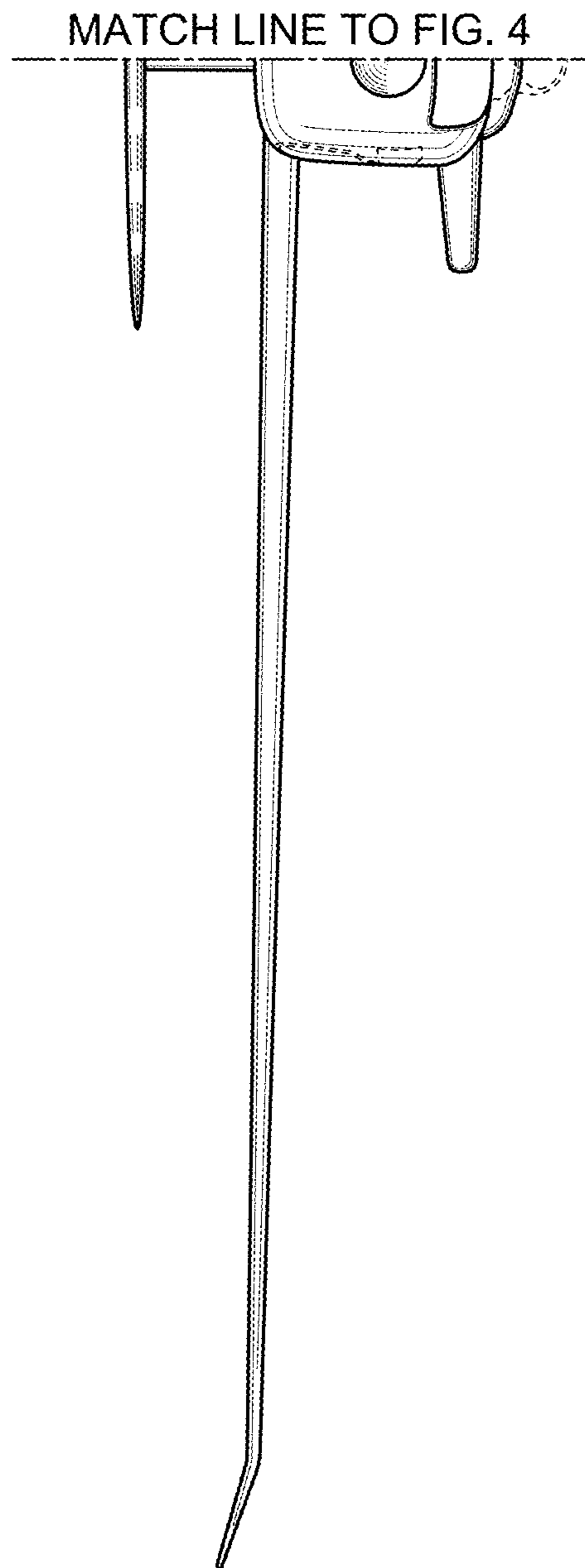


FIG. 3

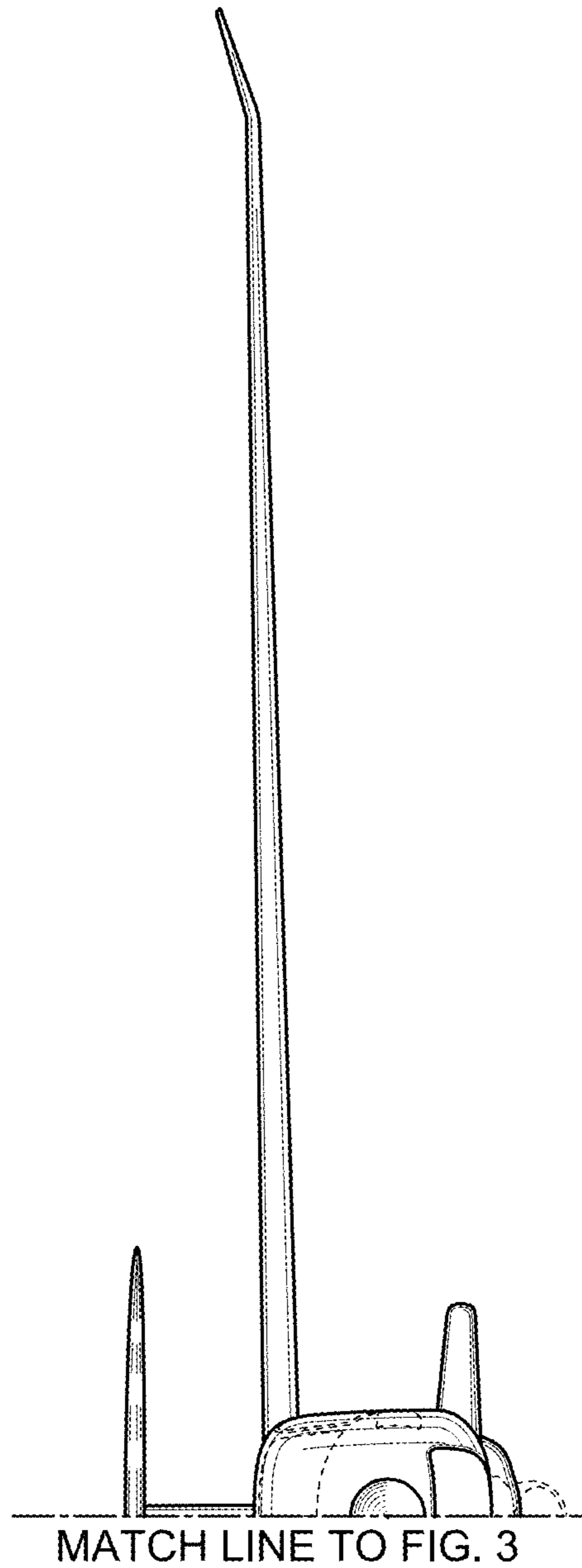


FIG. 4

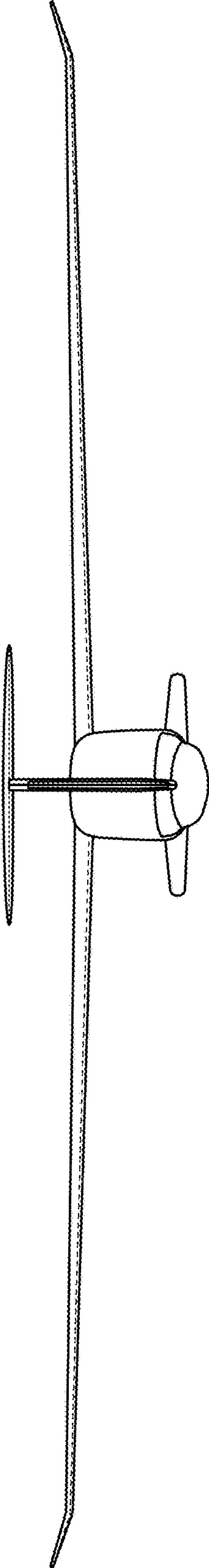


FIG. 5

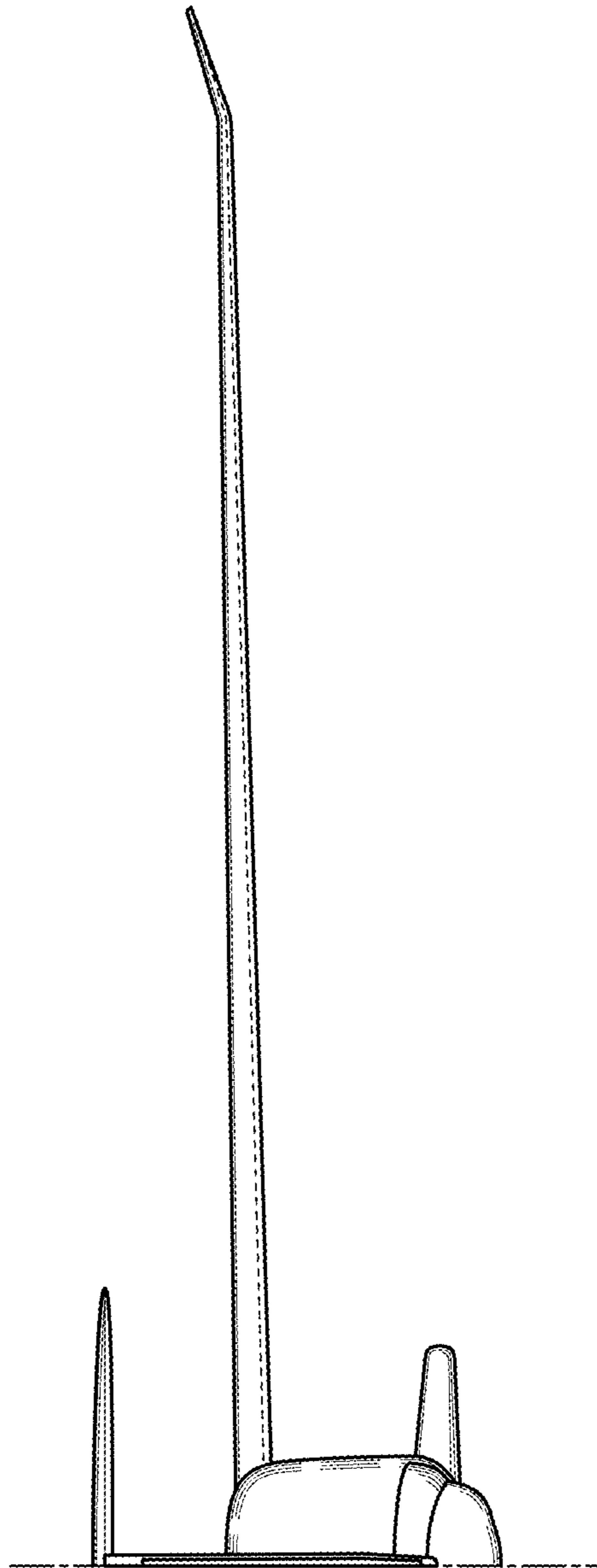


FIG. 6

MATCH LINE TO FIG. 7

MATCH LINE TO FIG. 6

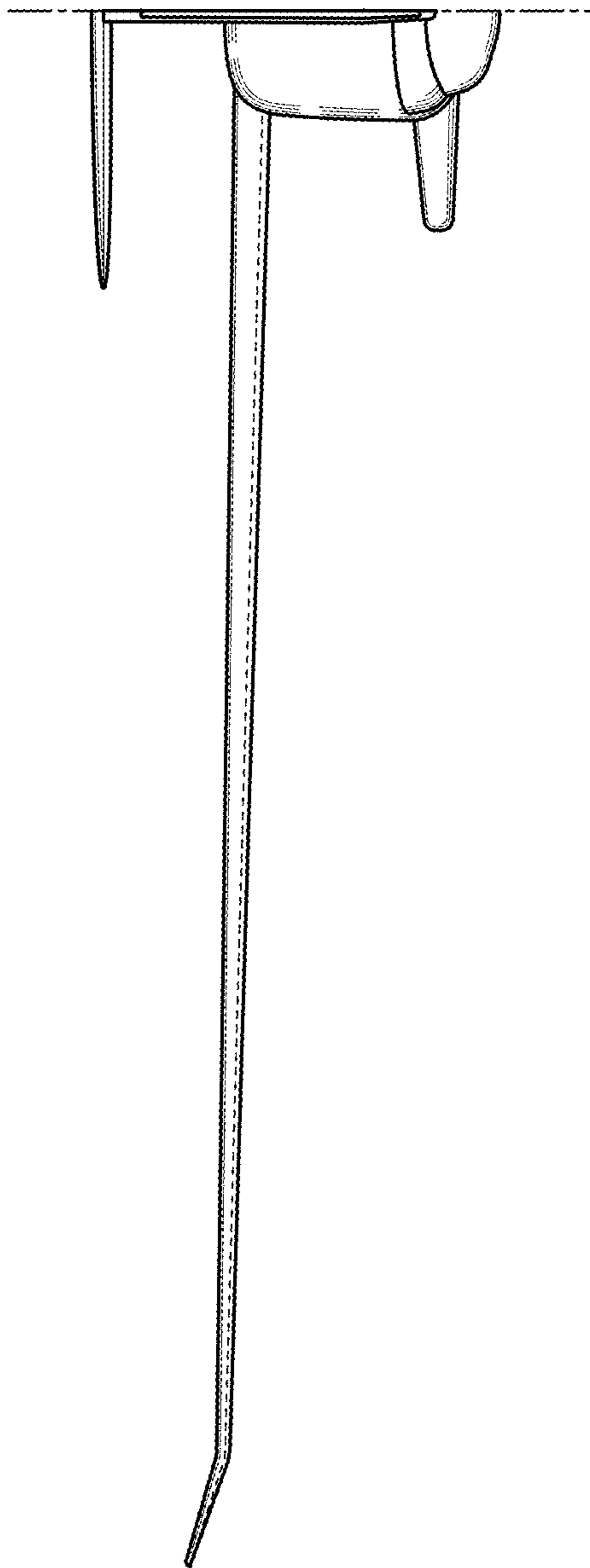


FIG. 7

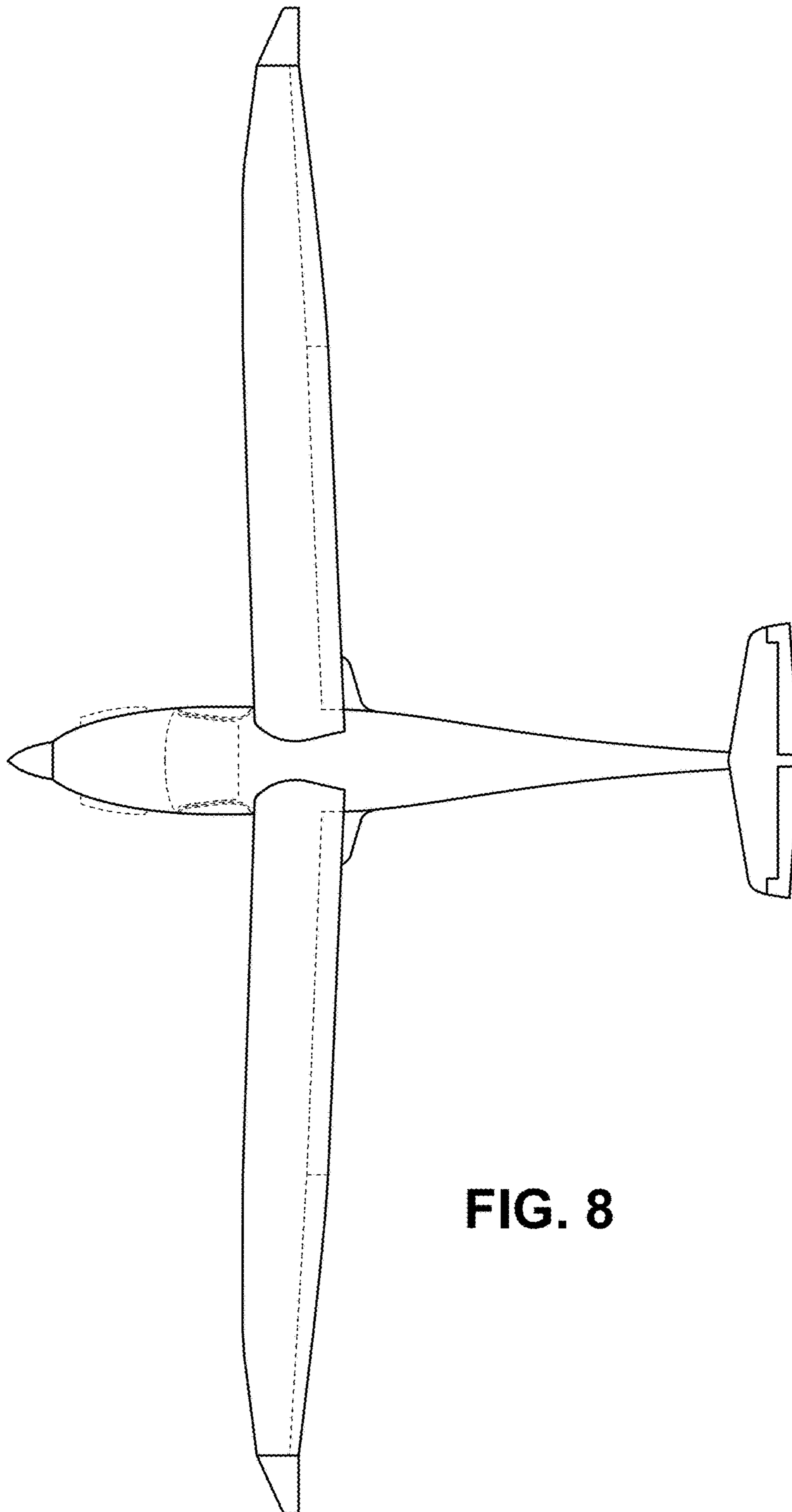
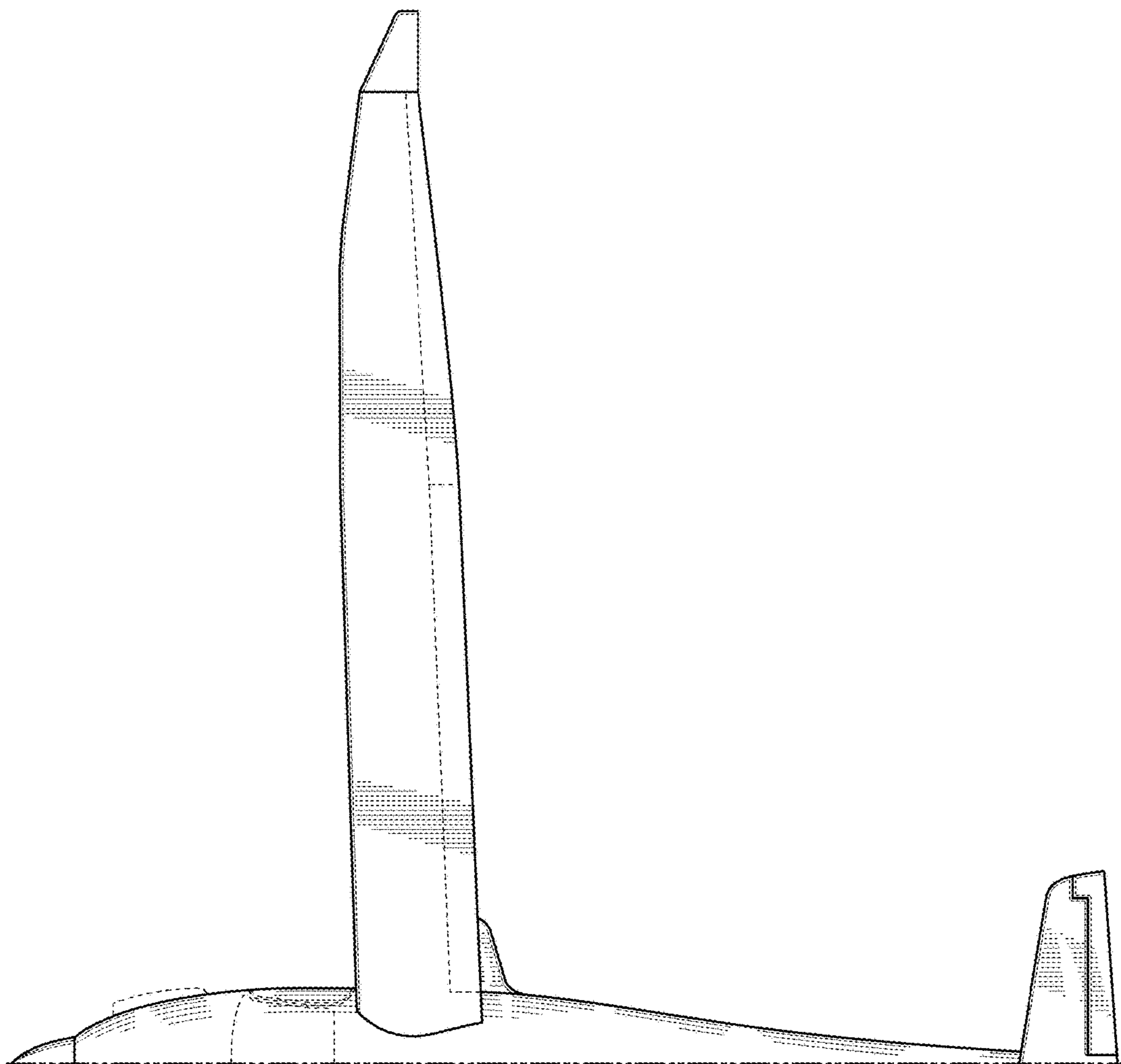
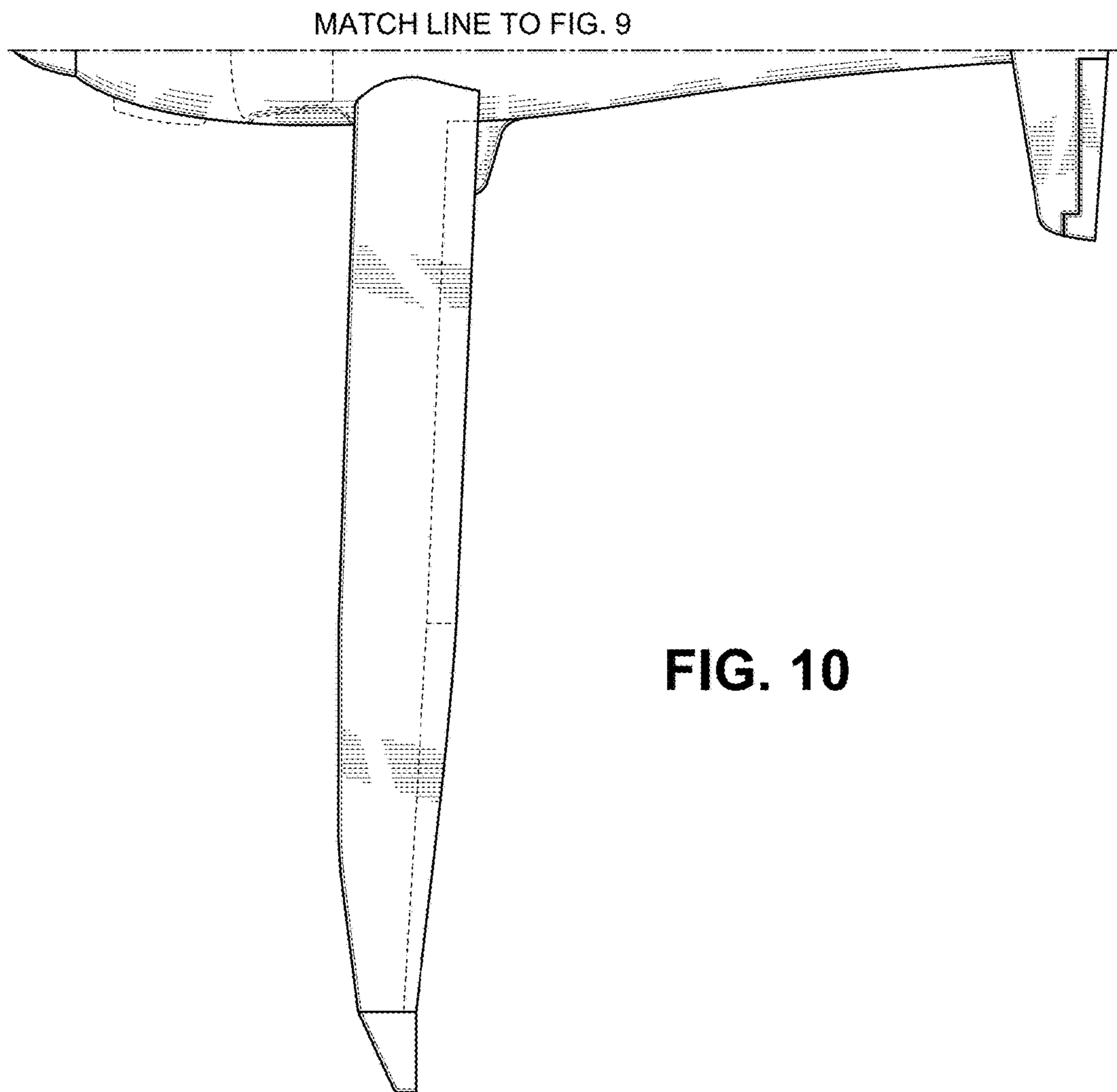


FIG. 8



MATCH LINE TO FIG. 10

FIG. 9



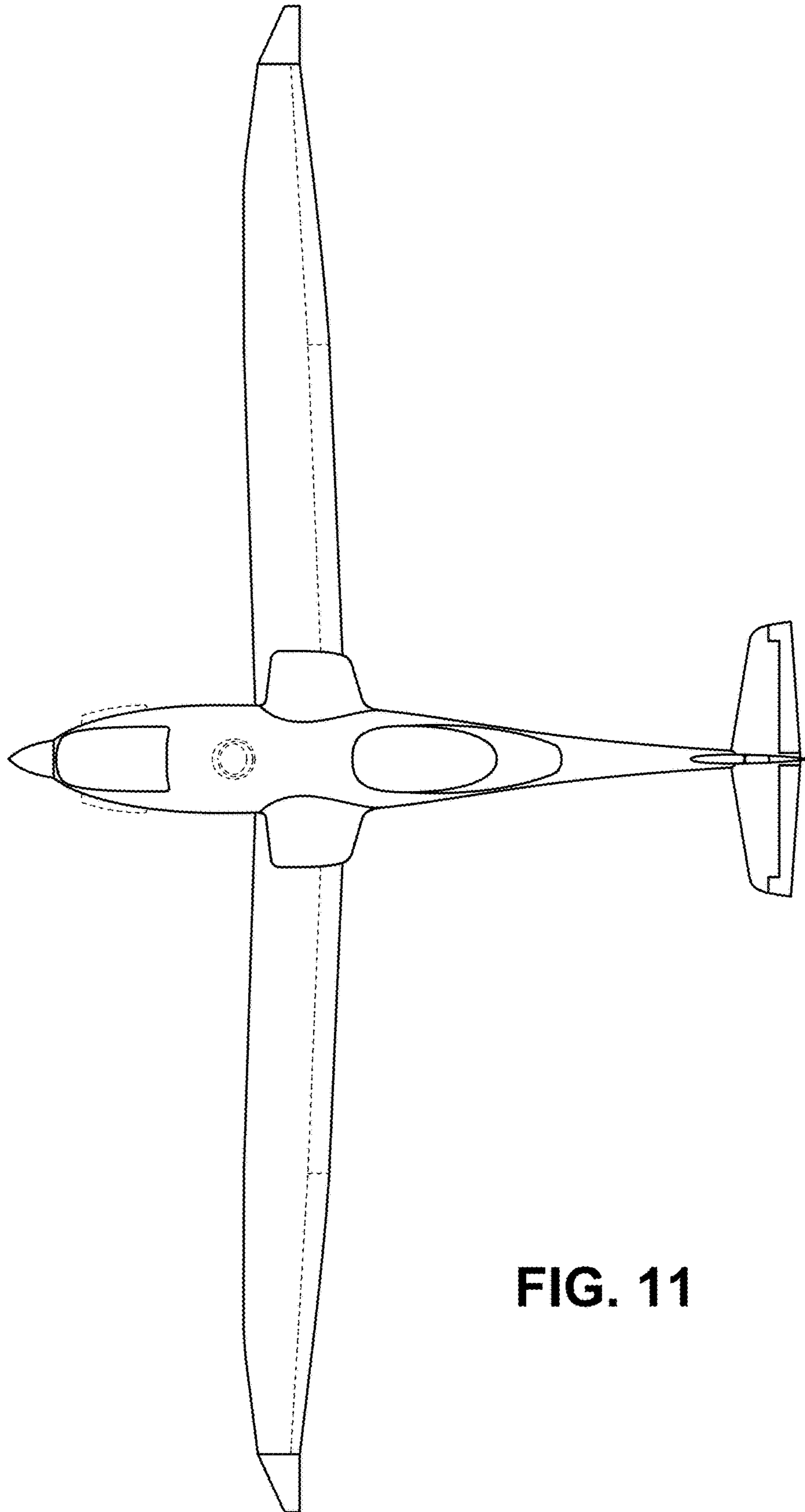
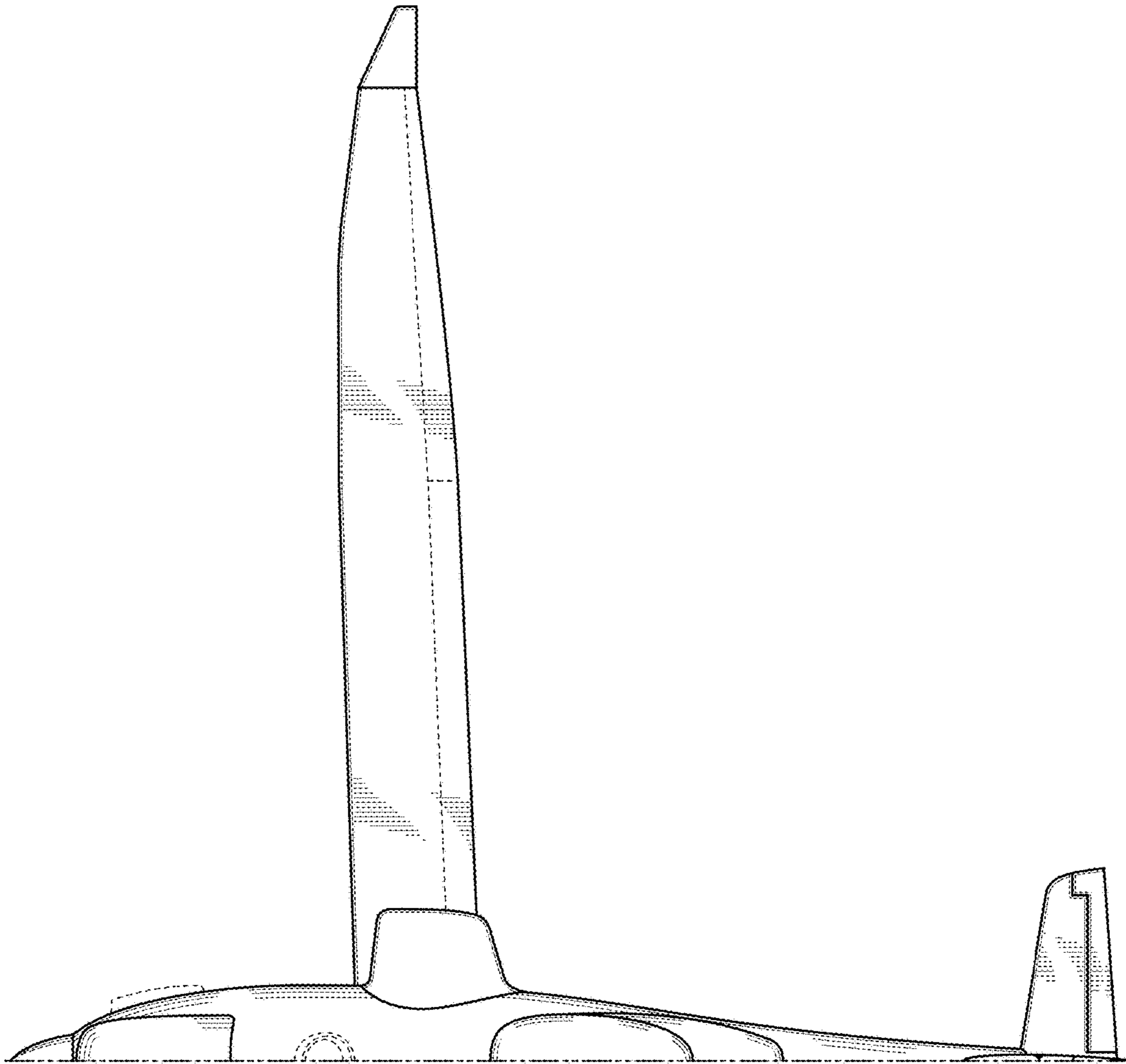


FIG. 11



MATCH LINE TO FIG. 13

FIG. 12

