



US00D809419S

(12) **United States Design Patent** (10) **Patent No.:** **US D809,419 S**
Hardy (45) **Date of Patent:** **** Feb. 6, 2018**

(54) **EARRING**
(71) Applicant: **Cartier International AG**, Steinhausen (CH)
(72) Inventor: **Theodora Hardy**, Paris (FR)
(73) Assignee: **Cartier International AG**, Steinhausen (CH)
(**) Term: **15 Years**
(21) Appl. No.: **29/592,376**
(22) Filed: **Jan. 30, 2017**

D155,164 S *	9/1949	Katz	D11/41
D158,103 S *	4/1950	Kuenstner	D26/114
D165,166 S *	11/1951	Katz	D11/44
D170,300 S *	9/1953	Boucher	D11/40
D172,599 S *	7/1954	Katz	D11/7
D196,870 S *	11/1963	Newman	D11/34
D326,828 S *	6/1992	Bulgari	D11/42
D334,003 S *	3/1993	Vogelsang	D11/43
D336,621 S *	6/1993	Vogelsang	D11/43
D439,863 S *	4/2001	Cabarbaye	D11/26
D544,389 S *	6/2007	Ooten	D11/40
D555,532 S *	11/2007	Bonoli	D11/34
D629,710 S *	12/2010	Fernandez Rives	D11/34
D780,620 S *	3/2017	Hardy	D11/79
D781,174 S *	3/2017	Hardy	D11/34
D792,266 S *	7/2017	Hardy	D11/43

(51) **LOC (11) Cl.** **11-01**
(52) **U.S. Cl.**
USPC **D11/42**
(58) **Field of Classification Search**
USPC D11/1, 2, 7, 8, 26-39, 79-86, 91, 92
CPC A44C 5/00; A44C 1/00; A44C 7/00; A44C 7/001; A44C 7/002; A44C 7/003; A44C 7/004; A44C 7/005; A44C 7/006; A44C 7/007; A44C 7/008; A44C 7/009; A44C 11/00; A44C 11/007; A44C 23/00; A44C 25/00; A44C 25/001; A44C 25/007; A44C 17/02; A44C 17/0241; A44C 17/0266; A44C 17/0175; A44C 9/00; A44C 9/0007; A44C 9/0015; A44C 9/0023; A44C 9/003; A44C 9/0038; A44C 9/0046; A44C 9/0053; A44C 9/0061; A44C 9/0069; A44C 9/0076; A44C 9/0084; A44C 9/02; A44C 15/001
See application file for complete search history.

OTHER PUBLICATIONS

[Online] "Cactus de Cartier" <http://www.cartier.com/en-us/collections/jewelry/collections/cactus-de-cartier/earrings/n8515099-cactus-de-cartier-earrings.html>. Retrieved Sep. 25, 2017.*

* cited by examiner

Primary Examiner — Melanie Pellegrini
(74) *Attorney, Agent, or Firm* — Taft Stettinius & Hollister LLP

(57) **CLAIM**

The ornamental design for an earring, as shown and described.

DESCRIPTION

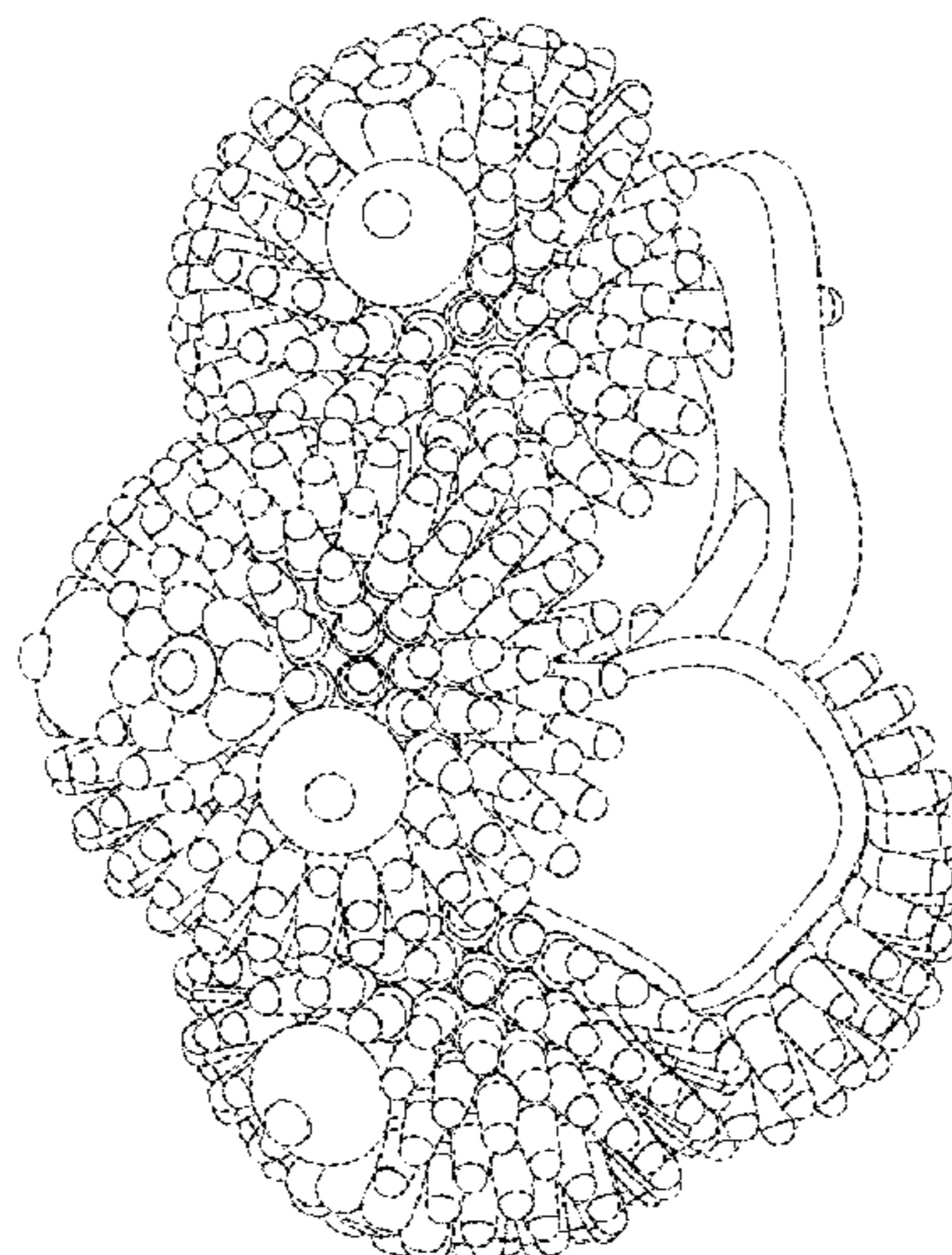
FIG. 1 is a right side elevation view of an earring showing my new design;
FIG. 2 is a left side elevation view thereof;
FIG. 3 is a rear elevation view thereof;
FIG. 4 is a front elevation view thereof;
FIG. 5 is a top plan view thereof;
FIG. 6 is a bottom plan view thereof; and,
FIG. 7 is a front, right side perspective view thereof.

1 Claim, 1 Drawing Sheet

(56) **References Cited**

U.S. PATENT DOCUMENTS

D70,276 S *	6/1926	Hammond	63/15
2,242,544 A *	5/1941	Porter	A44C 9/02 63/11
D127,564 S *	6/1941	Dunn	D11/43
D152,681 S *	2/1949	Duvalet	D11/43



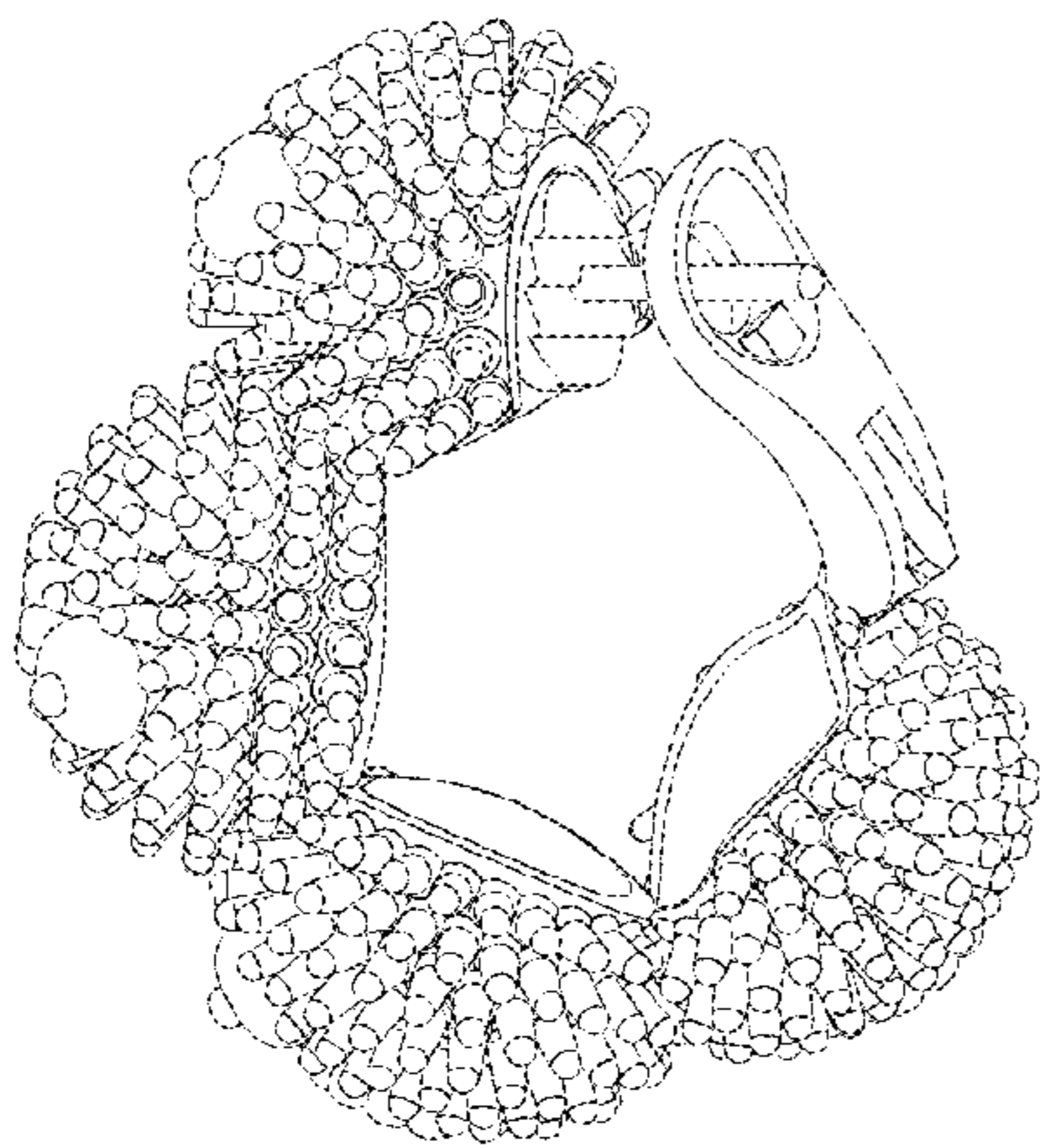


Fig. 1

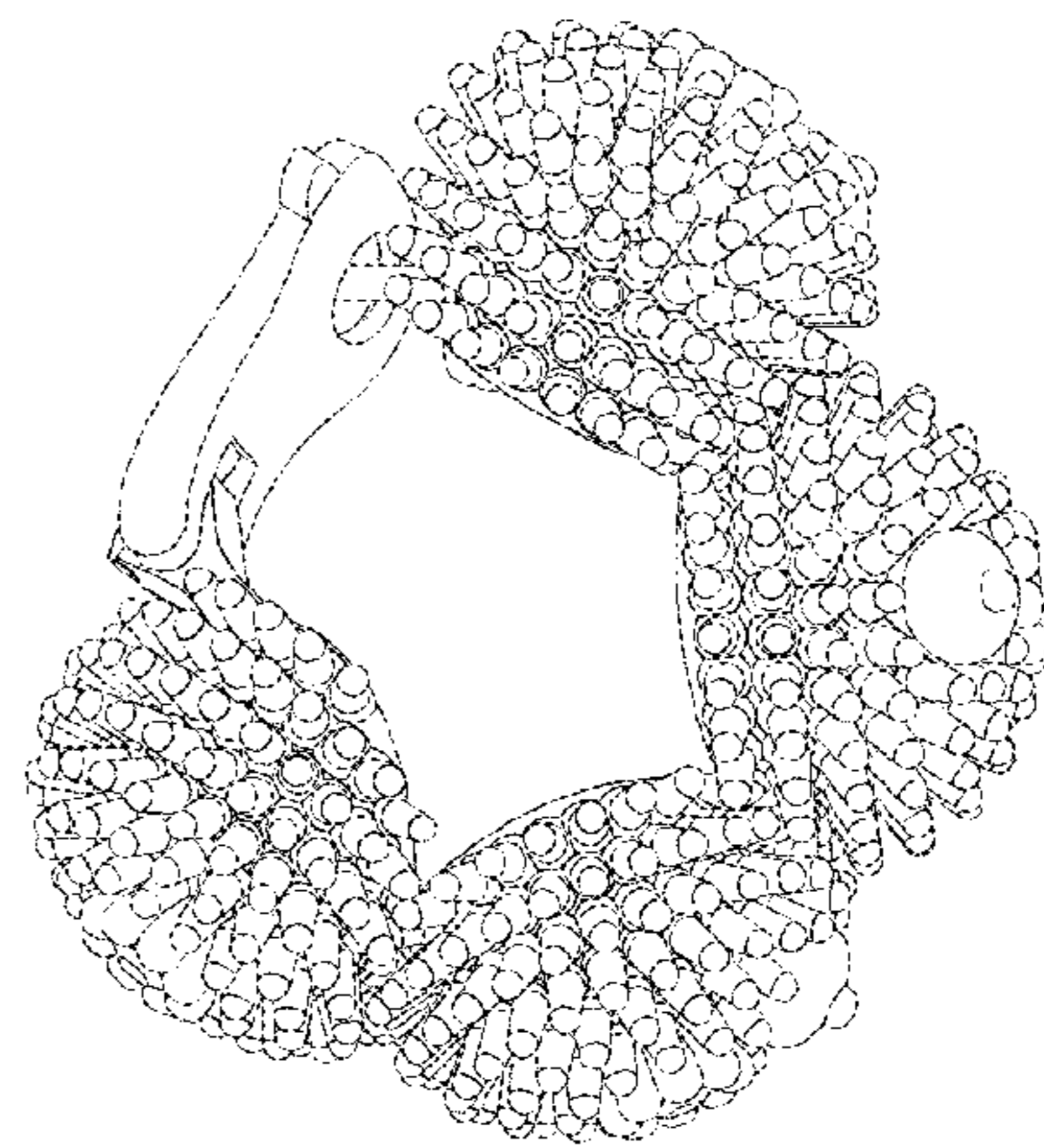


Fig. 2

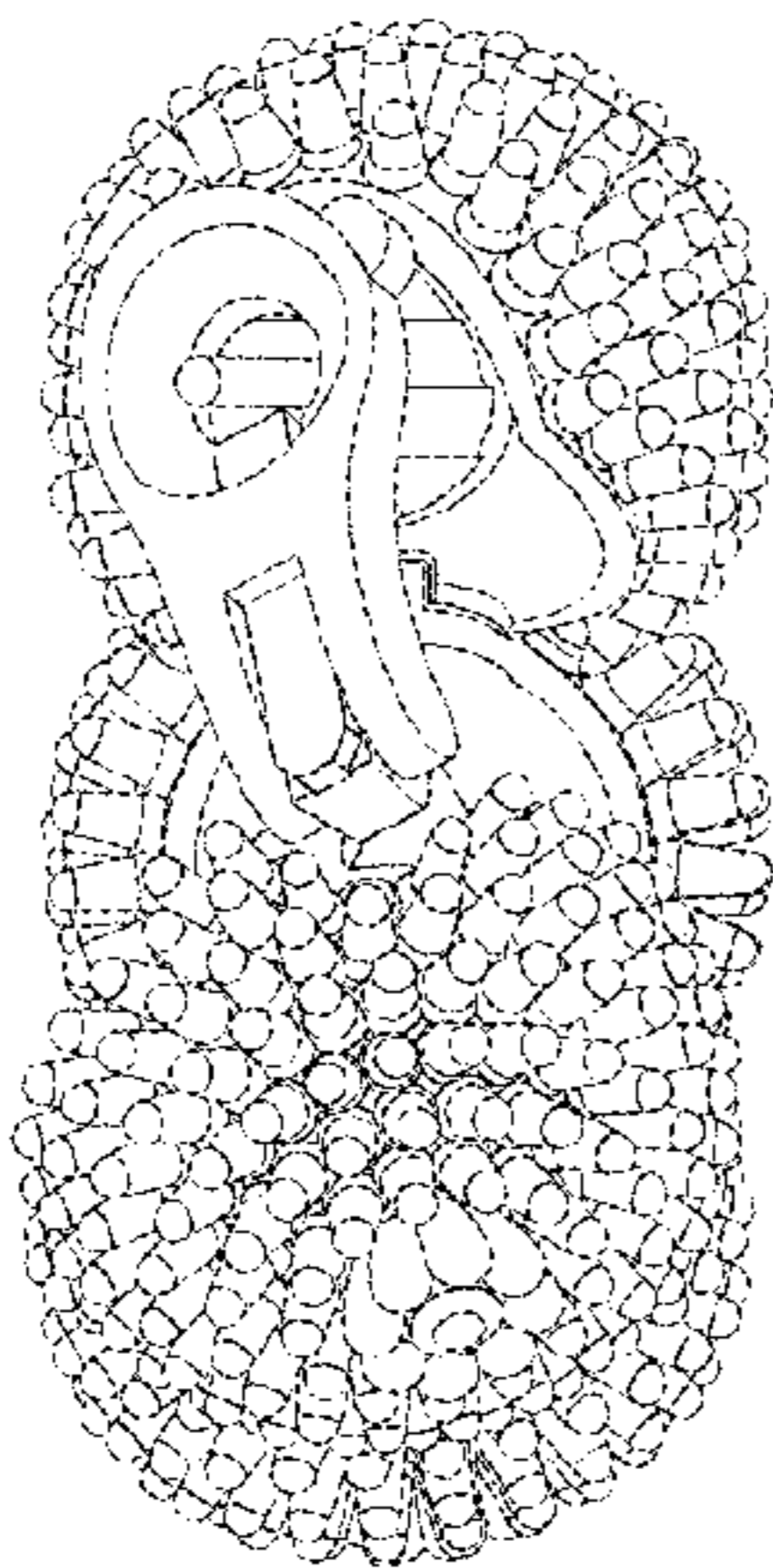


Fig. 3

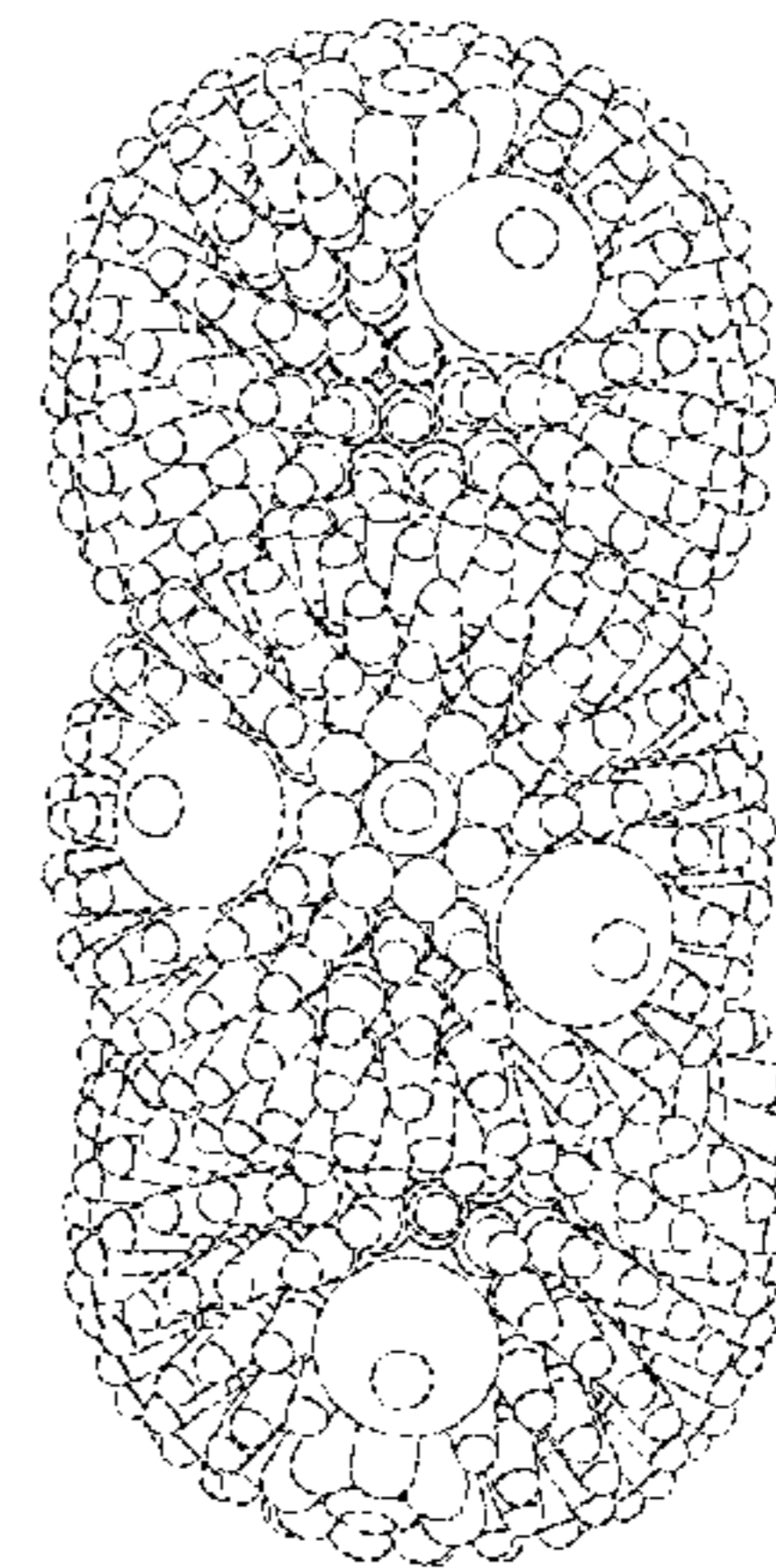


Fig. 4

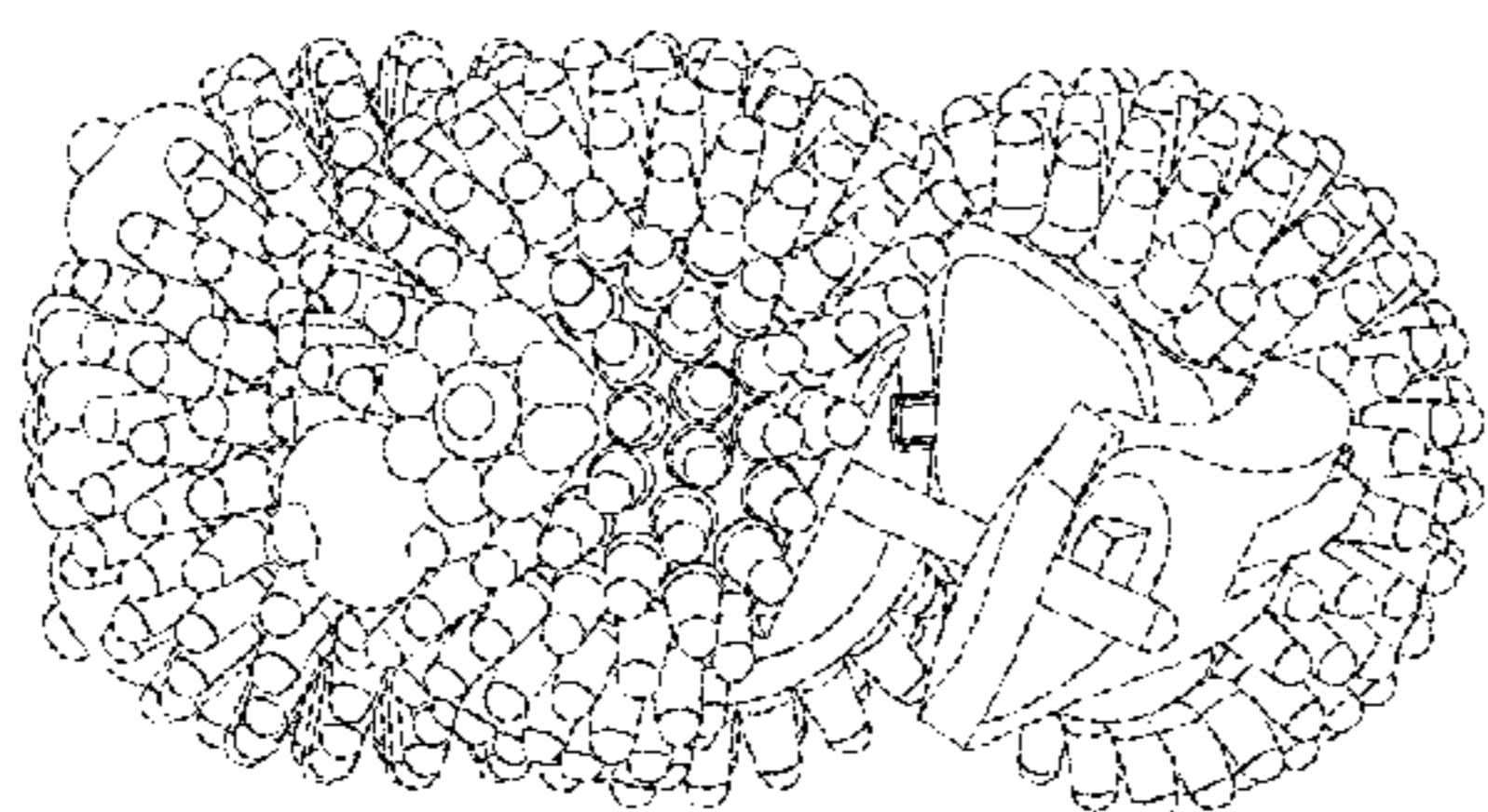


Fig. 5

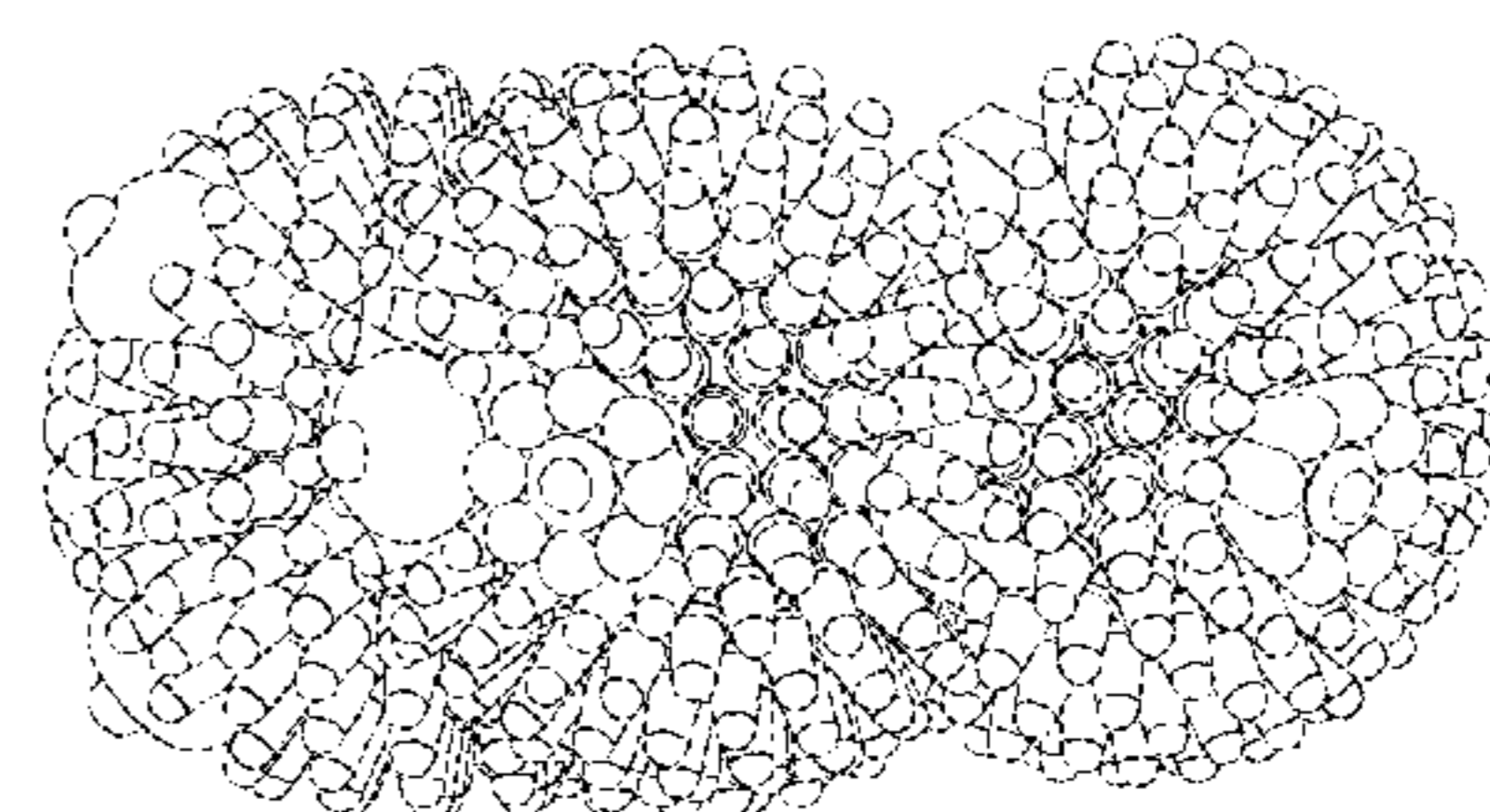


Fig. 6

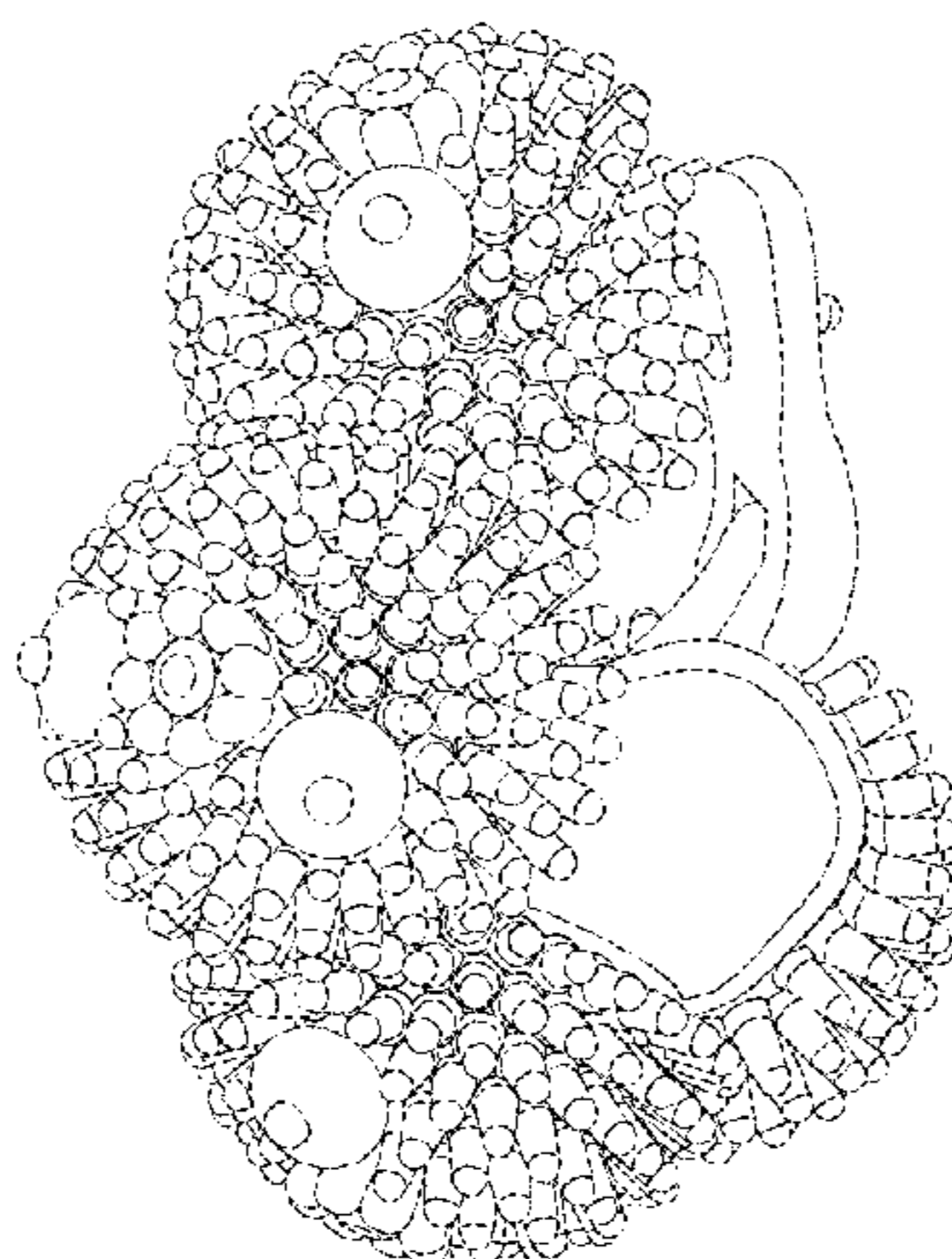


Fig. 7