



US00D809388S

(12) **United States Design Patent**
Tran

(10) **Patent No.:** **US D809,388 S**

(45) **Date of Patent:** **** Feb. 6, 2018**

- (54) **CAP**
- (71) Applicant: **Minh Dat Duy Tran**, Huntington Beach, CA (US)
- (72) Inventor: **Minh Dat Duy Tran**, Huntington Beach, CA (US)
- (**) Term: **15 Years**
- (21) Appl. No.: **29/562,958**
- (22) Filed: **Apr. 29, 2016**
- (51) **LOC (11) Cl.** **09-07**
- (52) **U.S. Cl.**
USPC **D9/449**
- (58) **Field of Classification Search**
USPC D9/428, 429, 434, 435, 442, 443, D9/445-450, 453-456, 499, 682, 684, D9/685; D7/387, 388, 392, 392.1, 393, D7/396.2, 396.3, 396.4, 401.1, 408, 504, D7/507, 509-511, 538, 900; D3/202, D3/203.2, 318; D28/91.1
CPC .. A61J 1/00; A61J 1/1412; B65D 1/00; B65D 1/02; B65D 1/10; B65D 1/46; B65D 2585/56; B65D 2585/545; B65D 41/00; B65D 41/38; B65D 41/56; B65D 41/62; B65D 47/00; B65D 47/06; B65D 47/08; B65D 2543/00046; B65D 2543/00092; B65D 2543/00296; B65D 5/46; B65D 2251/00
See application file for complete search history.

- (56) **References Cited**
U.S. PATENT DOCUMENTS
3,140,019 A * 7/1964 Barr A47G 19/24 222/480
D291,411 S * 8/1987 Crawford D9/440
4,693,399 A * 9/1987 Hickman B65D 47/0847 215/235

- 4,714,181 A * 12/1987 Kozlowski B65D 47/0847 215/237
- D305,206 S * 12/1989 Hickman D9/449
- 4,936,494 A * 6/1990 Weidman B65D 47/0847 215/235
- D318,778 S * 8/1991 Fiore D7/591
- 5,219,100 A * 6/1993 Beck B65D 47/0876 215/235
- D340,187 S * 10/1993 Forsyth D9/449
- 5,509,582 A * 4/1996 Robbins B65D 47/0814 222/158
- D374,794 S * 10/1996 Ahern, Jr. D7/392
- D473,792 S * 4/2003 Diefenbach D9/447
- 6,575,323 B1 * 6/2003 Martin B65D 47/0852 220/254.2
- 7,121,438 B2 * 10/2006 Hoepner B65D 47/0895 220/254.2
- D582,271 S * 12/2008 Vogel D9/447

(Continued)

Primary Examiner — Karen S Acker
Assistant Examiner — Wendy Arminio
(74) *Attorney, Agent, or Firm* — Michael N. Cohen;
Cohen IP Law Group PC

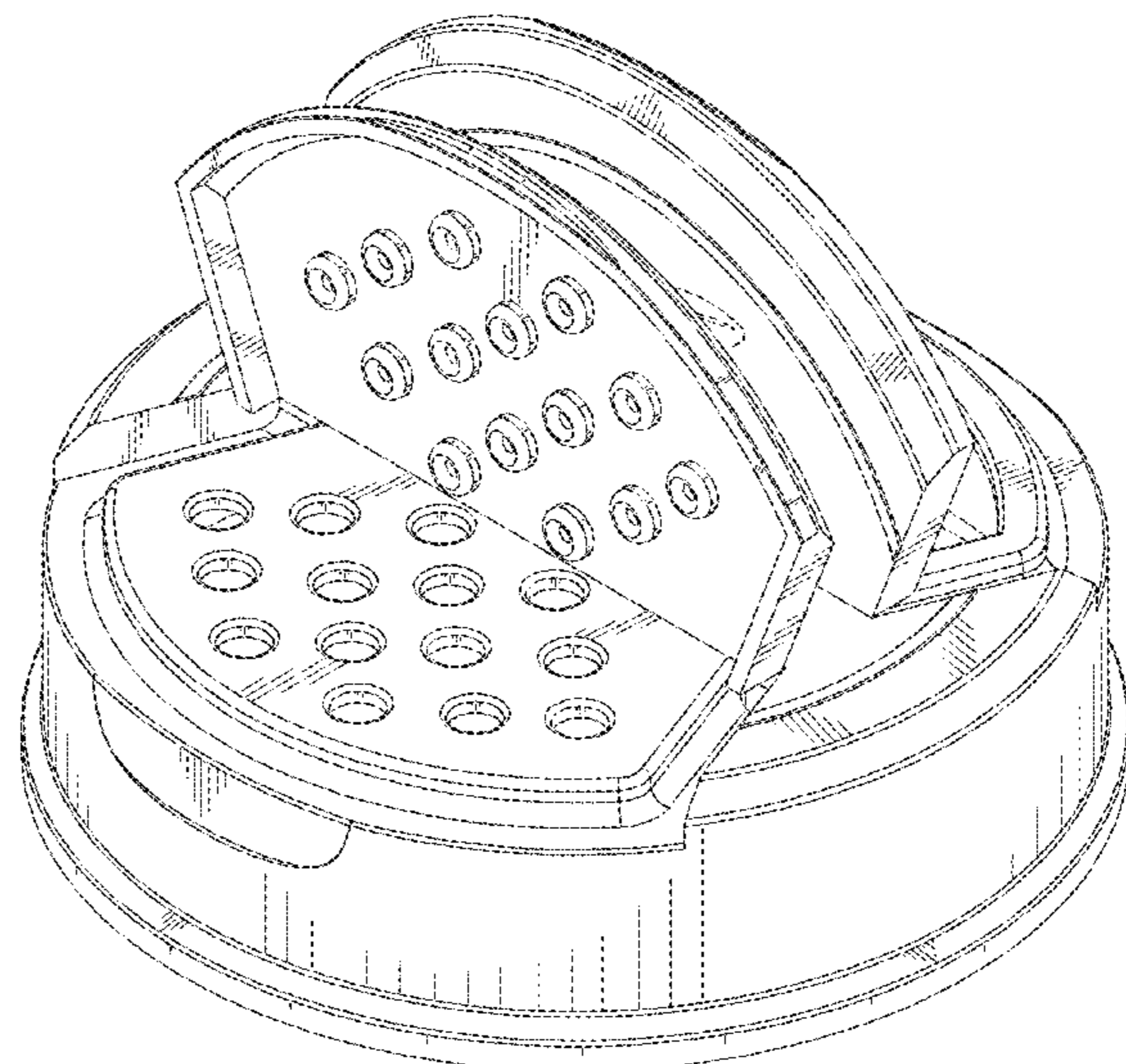
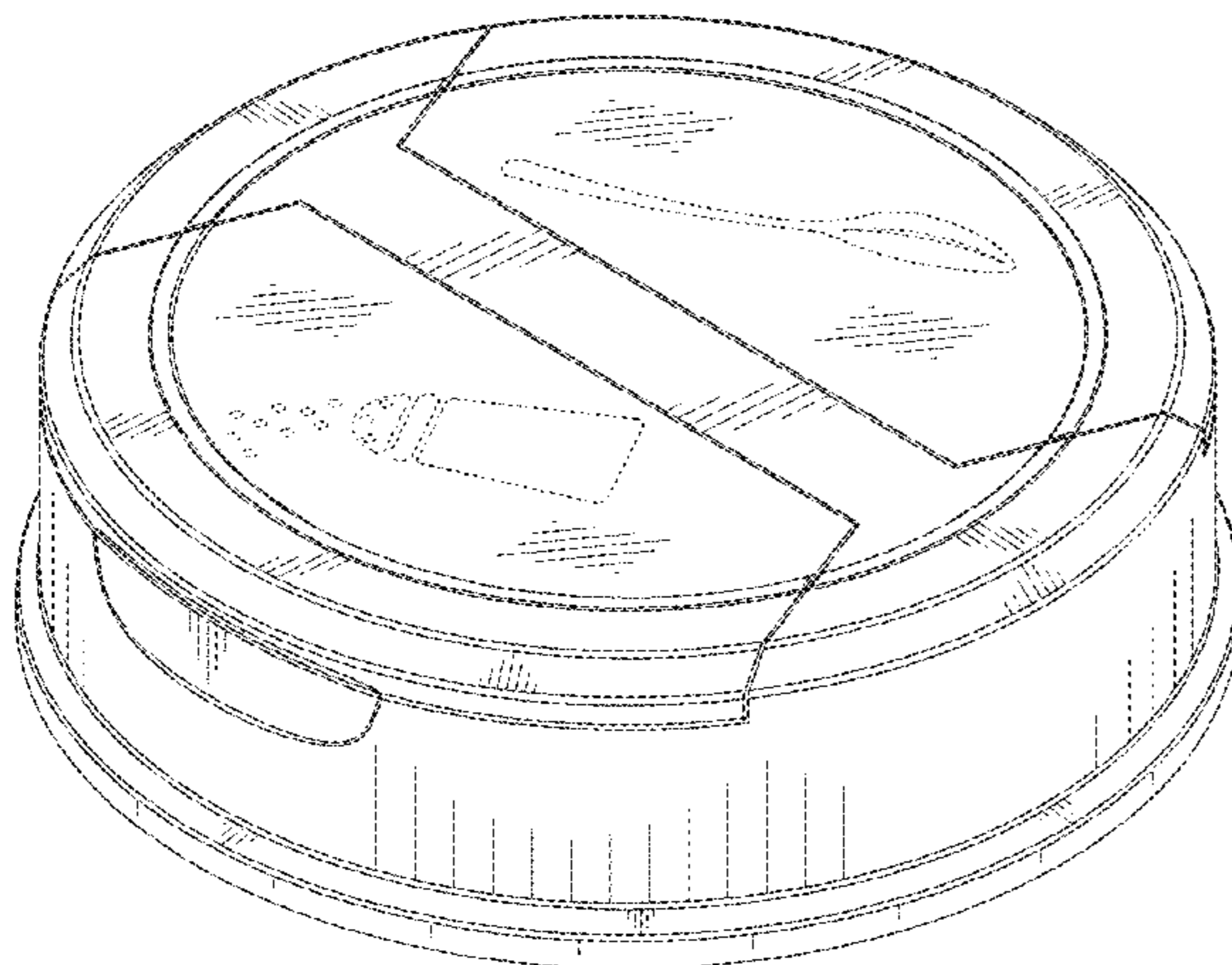
(57) **CLAIM**

I claim the ornamental design for a cap, as shown and described.

DESCRIPTION

FIG. 1 is a front perspective view of a cap shown in a closed position;
FIG. 2 is a right side elevational view thereof;
FIG. 3 is a front side elevational view thereof;
FIG. 4 is a top view thereof;
FIG. 5 is a front perspective view of the cap of FIG. 1 shown in an open position;
FIG. 6 is a back perspective view thereof;
FIG. 7 is a right side elevational view thereof; and,
FIG. 8 is a top view thereof.
The broken lines depict portions of the cap that form no part of the claimed design.

1 Claim, 7 Drawing Sheets



(56)

References Cited

U.S. PATENT DOCUMENTS

D582,273 S * 12/2008 Vogel D9/449
D603,702 S * 11/2009 Daggett D9/449
D603,703 S * 11/2009 Daggett B65D 43/161
D9/449
D615,862 S * 5/2010 Wilson D9/449
D713,598 S * 9/2014 Ghiotti D27/186
2004/0089678 A1 * 5/2004 Martin B65D 47/0852
222/556
2007/0145082 A1 * 6/2007 Parve B65D 47/0857
222/480
2008/0257918 A1 * 10/2008 Vogel B65D 47/0895
222/480
2010/0140304 A1 * 6/2010 Walunis B65D 43/161
222/480

* cited by examiner

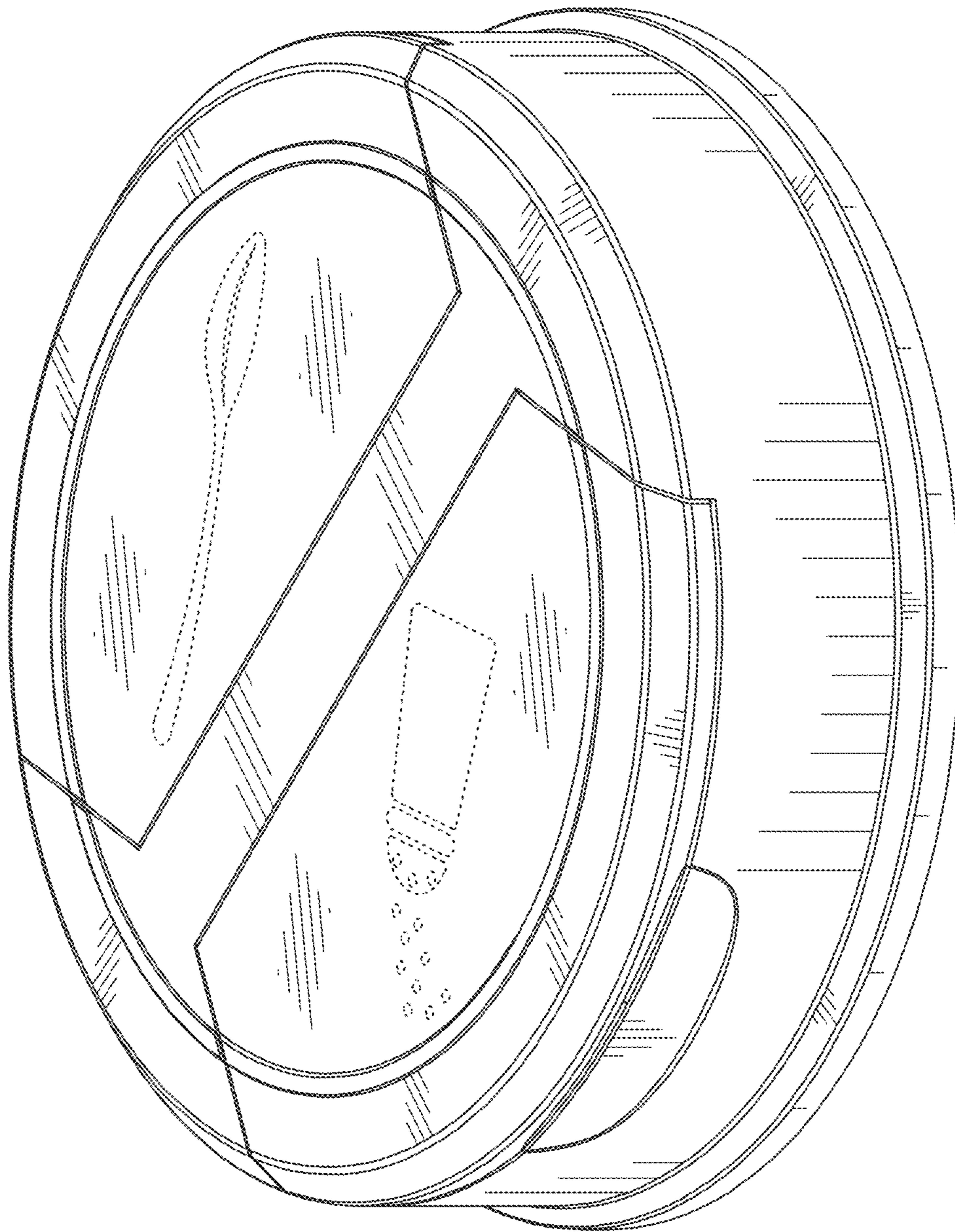


FIG. 1




FIG. 2

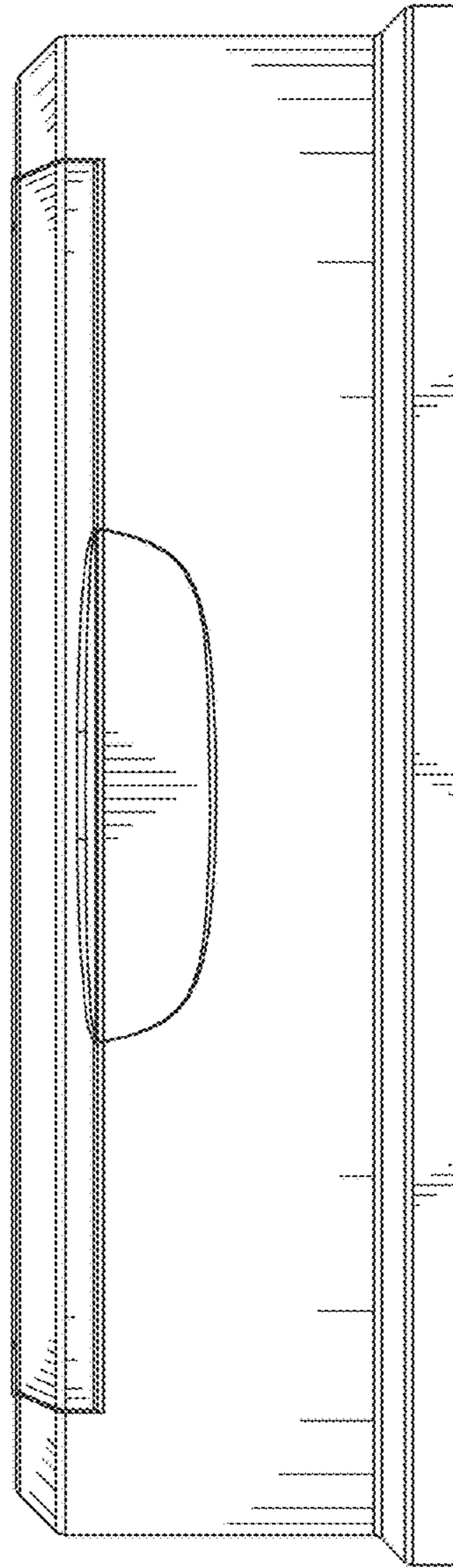


FIG. 3




FIG. 4

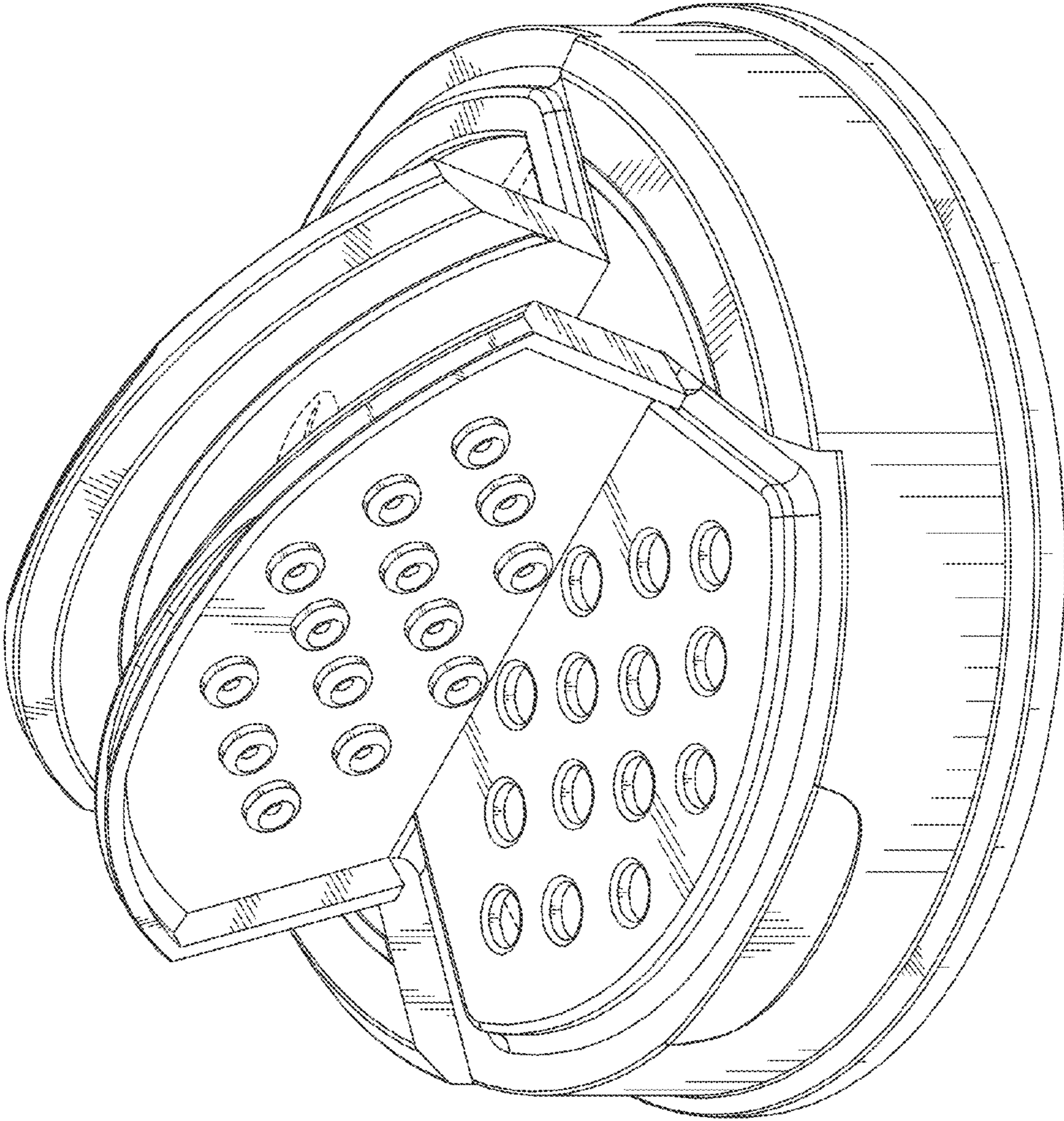


FIG. 5

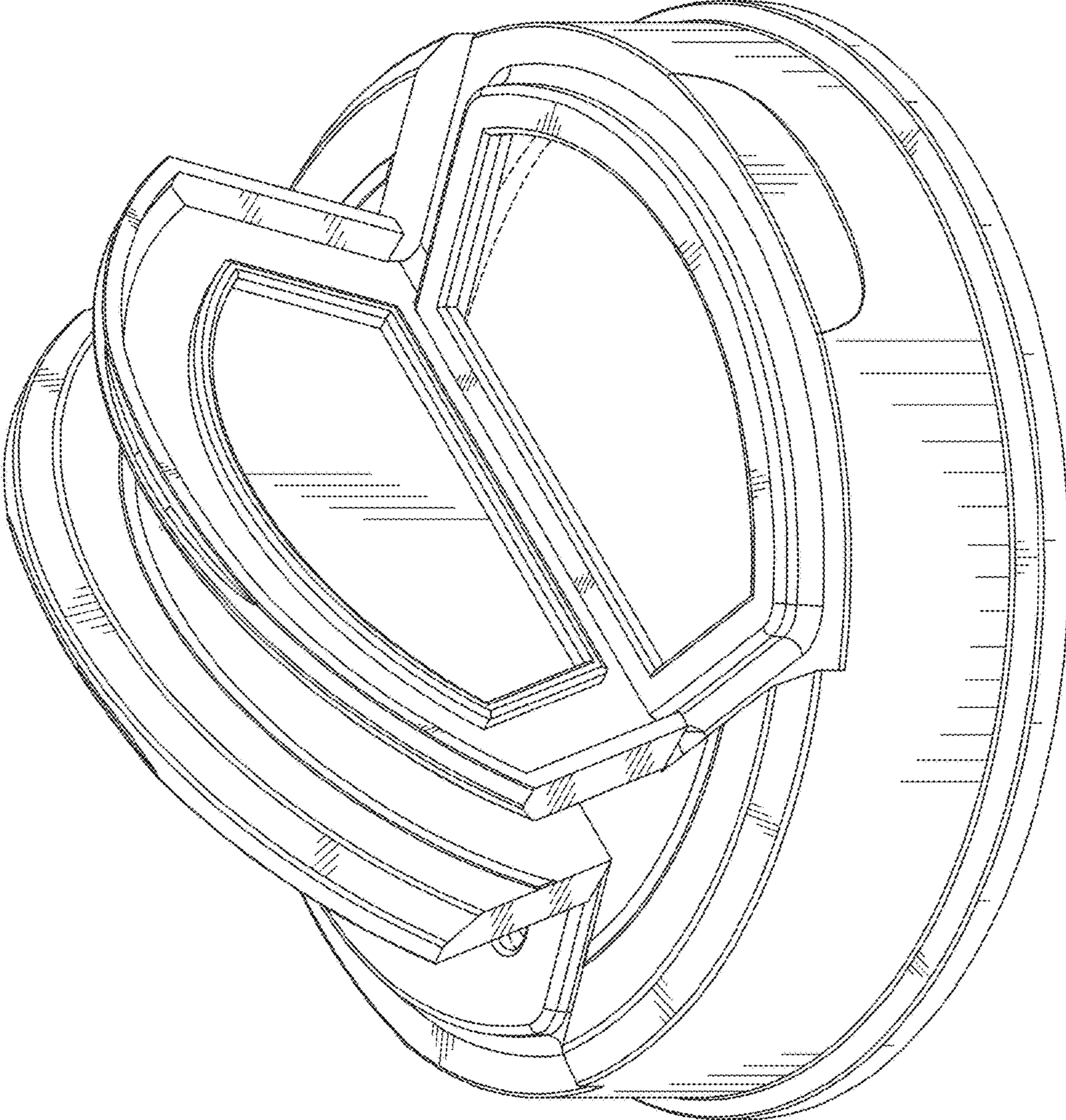


FIG. 6

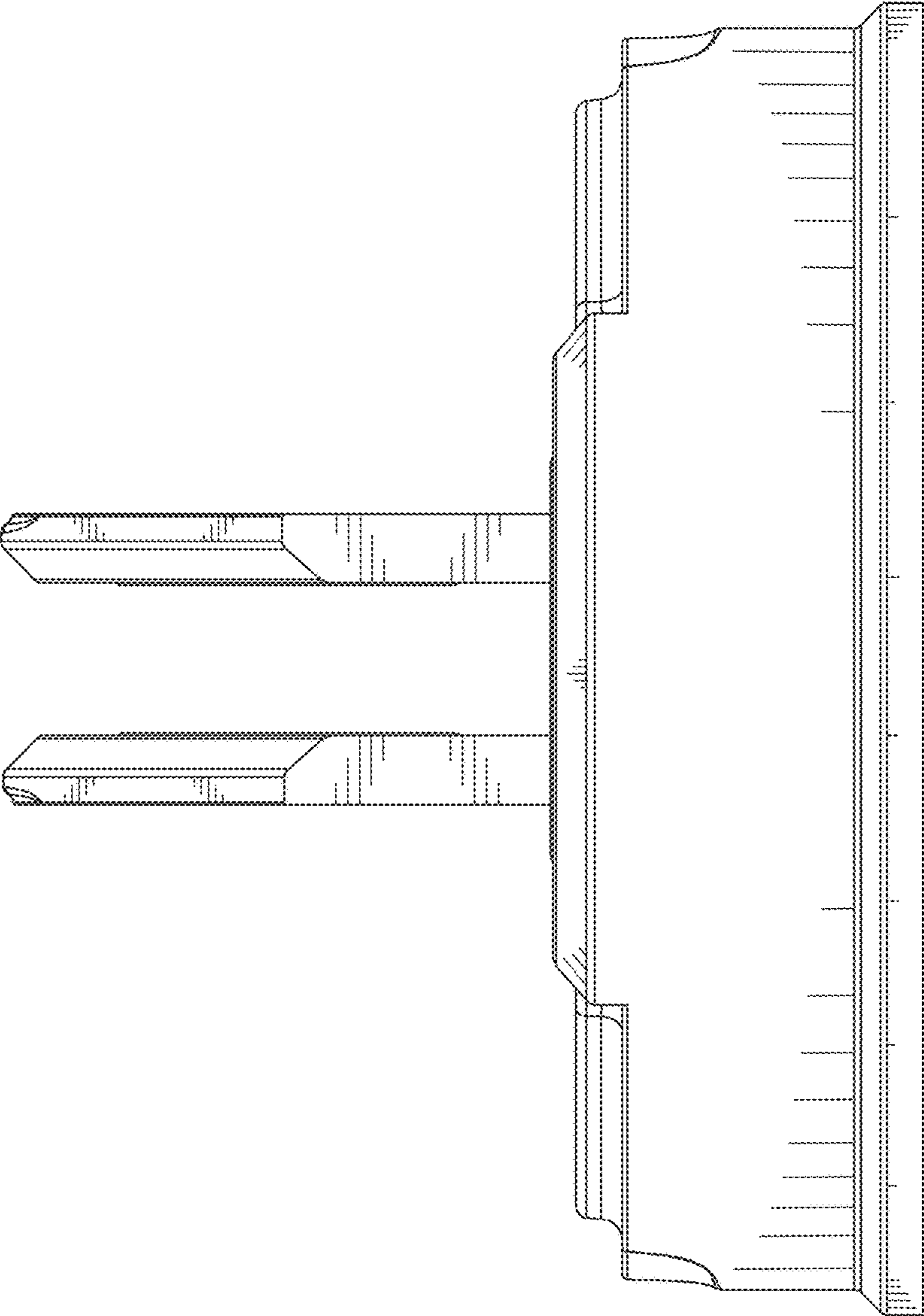


FIG. 7

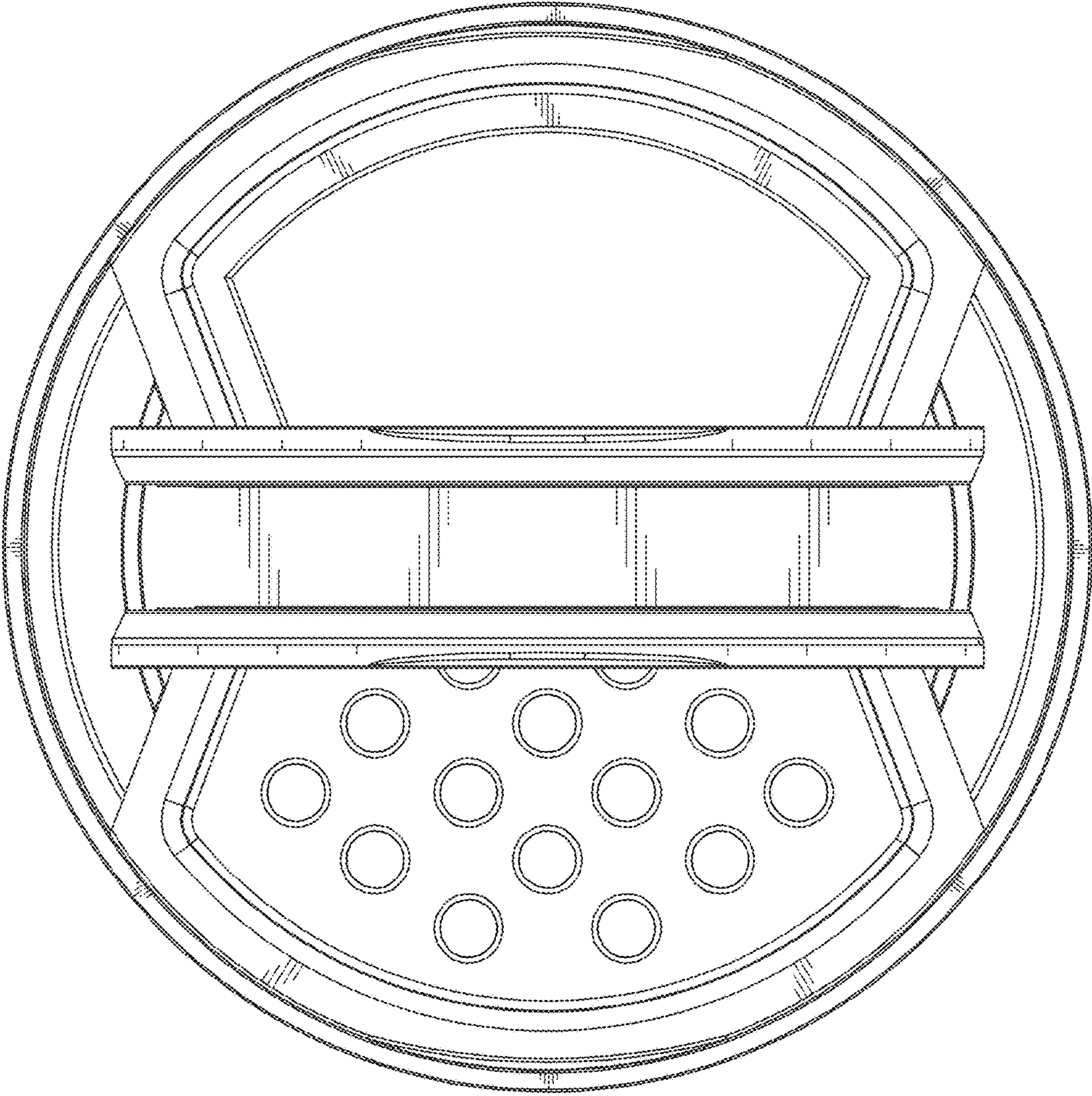


FIG. 8