



US00D809375S

(12) **United States Design Patent**  
**Wyser**

(10) **Patent No.:** **US D809,375 S**

(45) **Date of Patent:** **\*\* Feb. 6, 2018**

(54) **SPRING ELEMENT**

(71) Applicant: **René Max Wyser**, Zunzgen (CH)

(72) Inventor: **René Max Wyser**, Zunzgen (CH)

(\*\*) Term: **15 Years**

(21) Appl. No.: **29/568,378**

(22) Filed: **Jun. 17, 2016**

(51) **LOC (11) Cl.** ..... **08-08**

(52) **U.S. Cl.**  
USPC ..... **D8/395**

(58) **Field of Classification Search**  
USPC ..... D8/14, 16, 17, 21, 26, 28, 349, 354  
CPC ..... B25J 1/04; A47F 13/06  
See application file for complete search history.

(56) **References Cited**

**U.S. PATENT DOCUMENTS**

- 3,071,849 A \* 1/1963 Krohm ..... B25B 27/0035  
29/270
- D288,893 S \* 3/1987 Epstein ..... D8/17
- D378,748 S \* 4/1997 Miller ..... D12/223
- D403,214 S \* 12/1998 Gallagher ..... D8/26

- D457,405 S \* 5/2002 White ..... D8/16
- D557,113 S \* 12/2007 Anders, III ..... D8/354
- D571,640 S \* 6/2008 Misch ..... D8/354
- D699,097 S \* 2/2014 Chung ..... D8/354
- D708,043 S \* 7/2014 Sonnendorfer ..... D8/343
- D736,045 S \* 8/2015 Turner ..... D8/14
- D752,954 S \* 4/2016 Lax ..... D8/354
- D760,578 S \* 7/2016 Sigona ..... D8/349

\* cited by examiner

*Primary Examiner* — John Windmuller

*Assistant Examiner* — Benjamin Weeks

(74) *Attorney, Agent, or Firm* — Donald J. Ersler

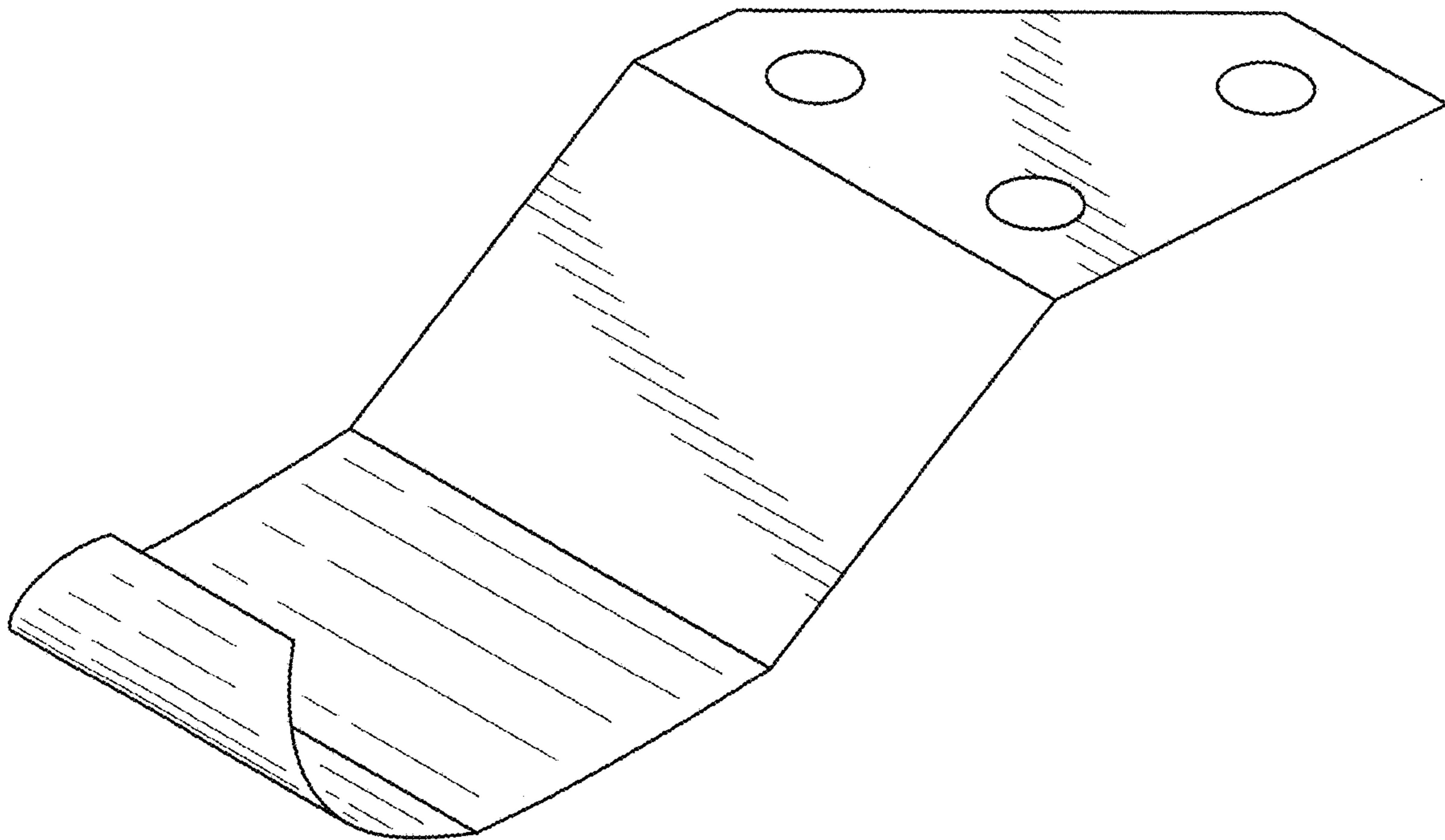
(57) **CLAIM**

The ornamental design for a spring element, as shown and described.

**DESCRIPTION**

FIG. 1 is a top perspective view of a spring element showing my new design;  
 FIG. 2 is a top plan view thereof;  
 FIG. 3 is a bottom plan view thereof;  
 FIG. 4 is a right side view thereof;  
 FIG. 5 is a left side view thereof;  
 FIG. 6 is a front view thereof; and,  
 FIG. 7 is a rear view thereof.

**1 Claim, 5 Drawing Sheets**



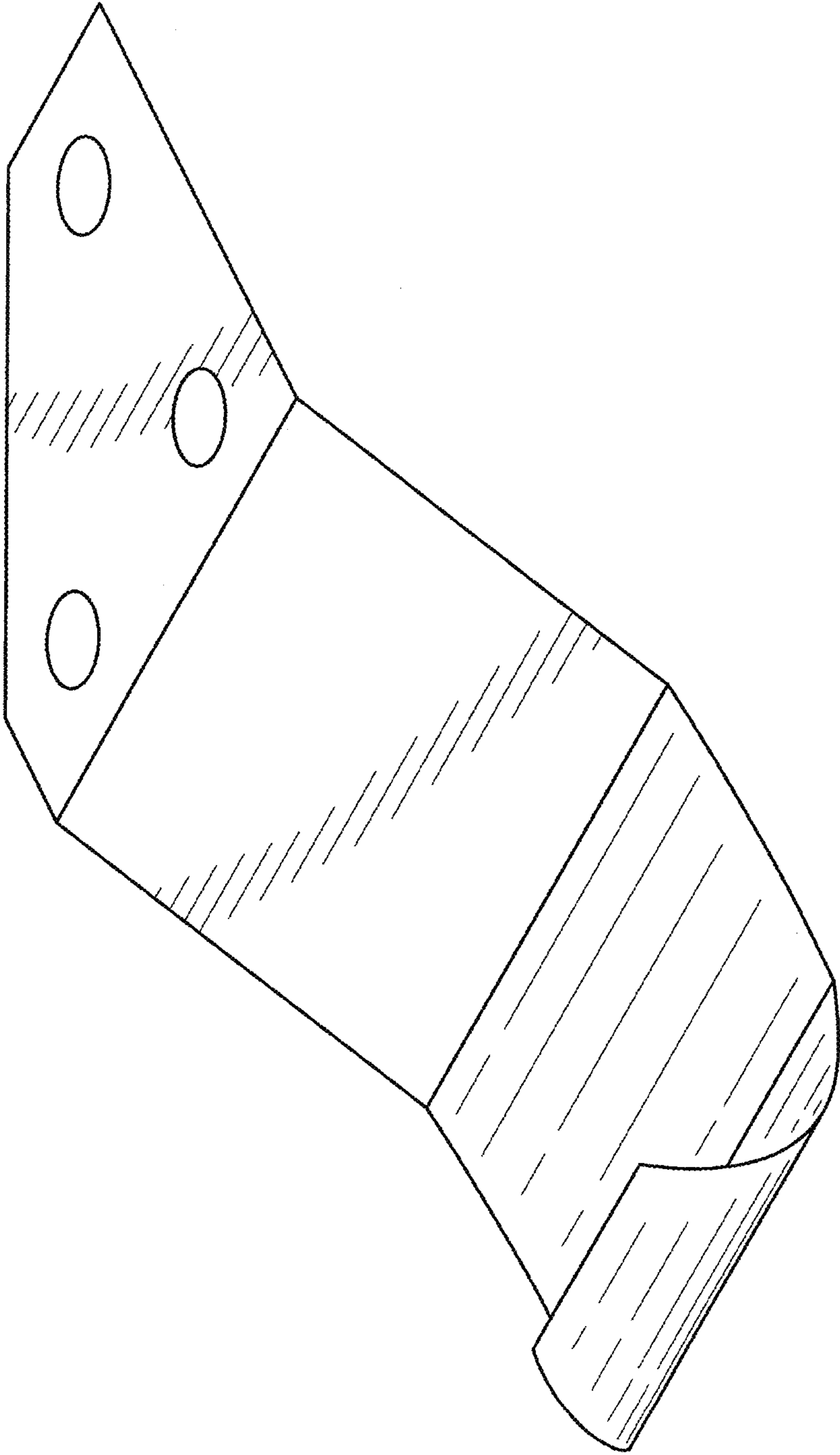


FIG. 1

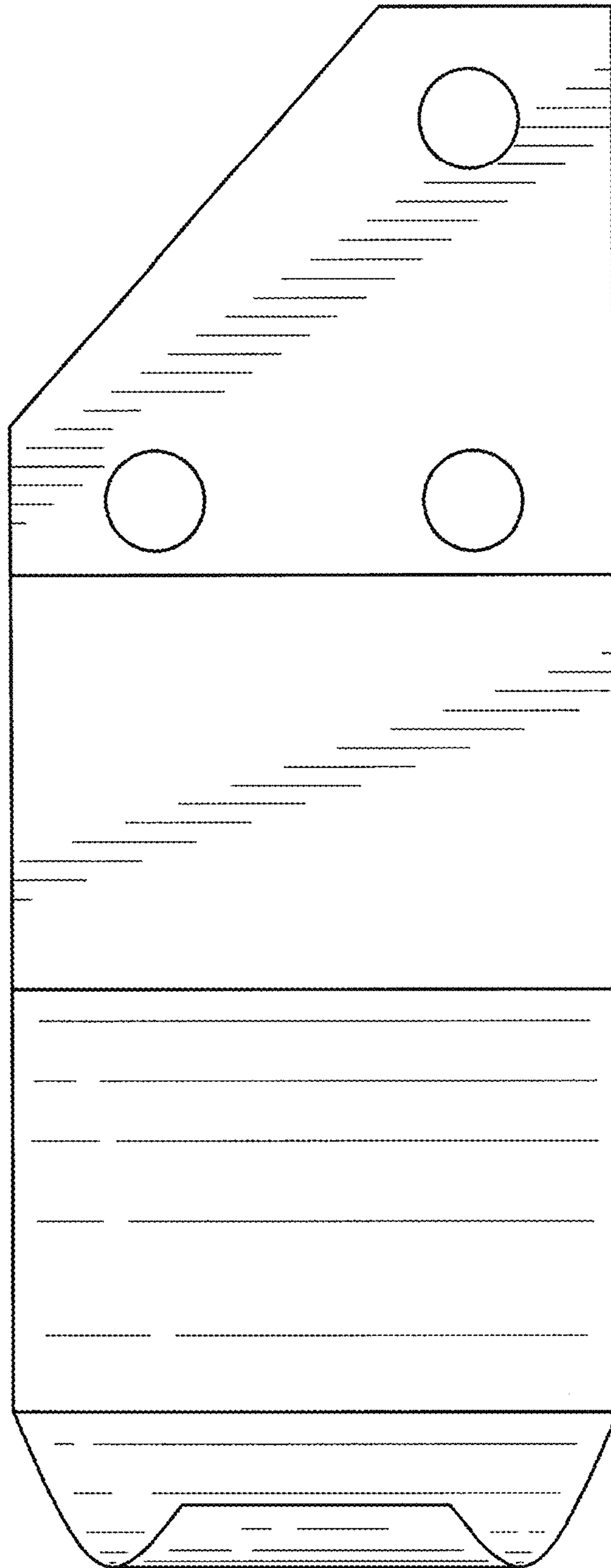


FIG. 2

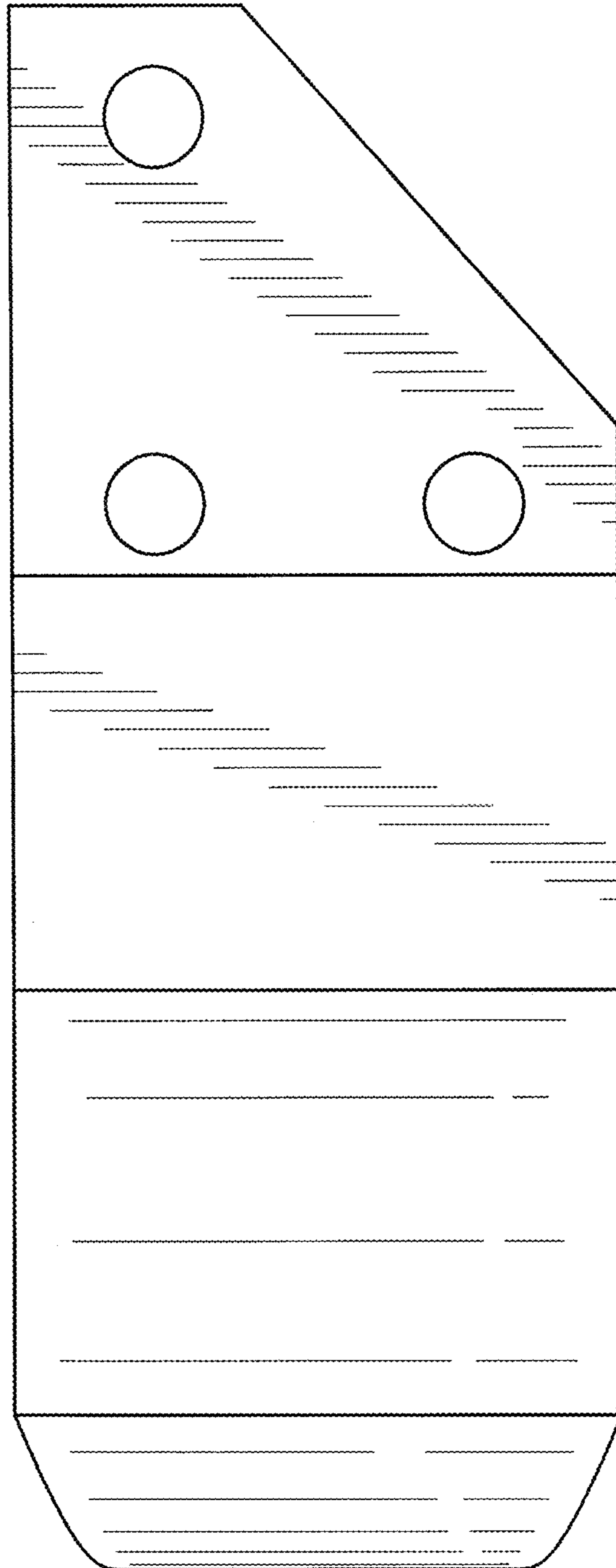


FIG. 3




FIG. 4




FIG. 5

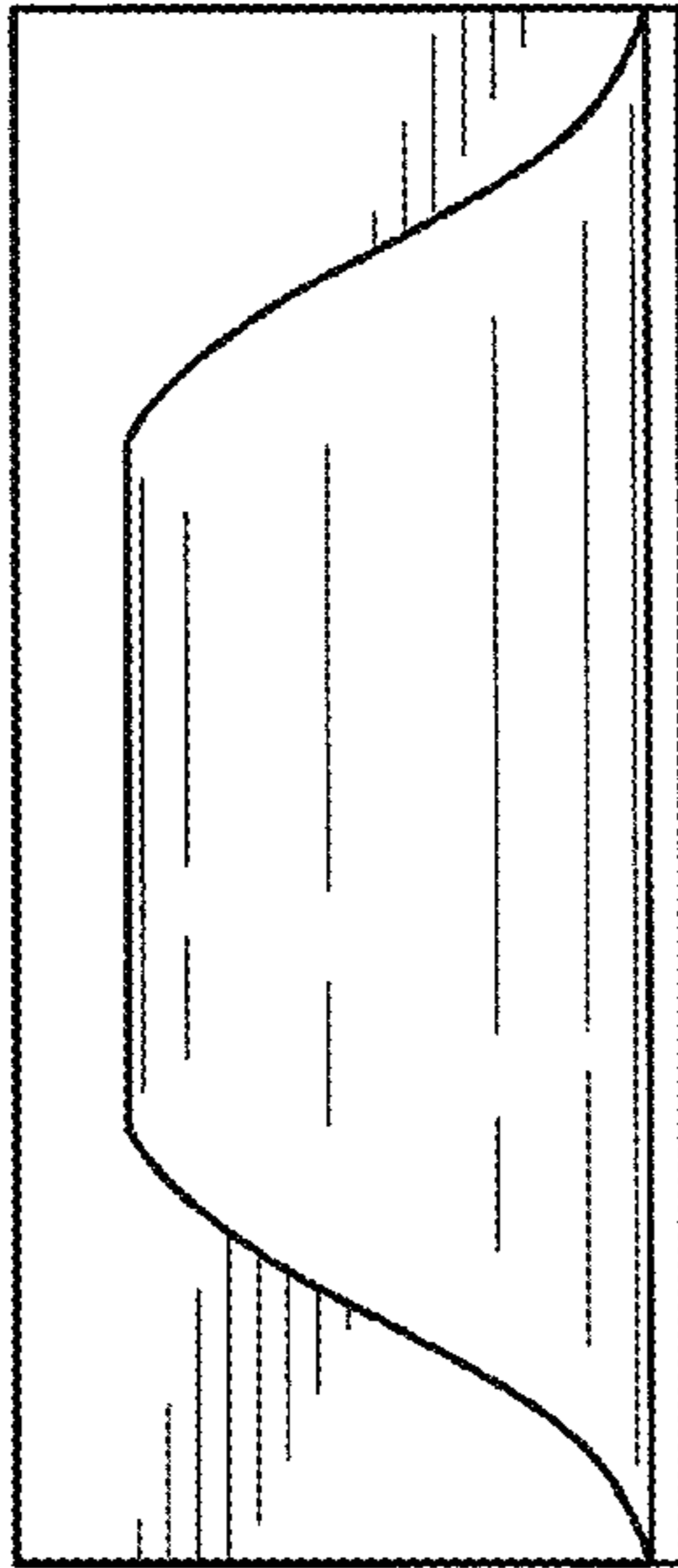


FIG. 6

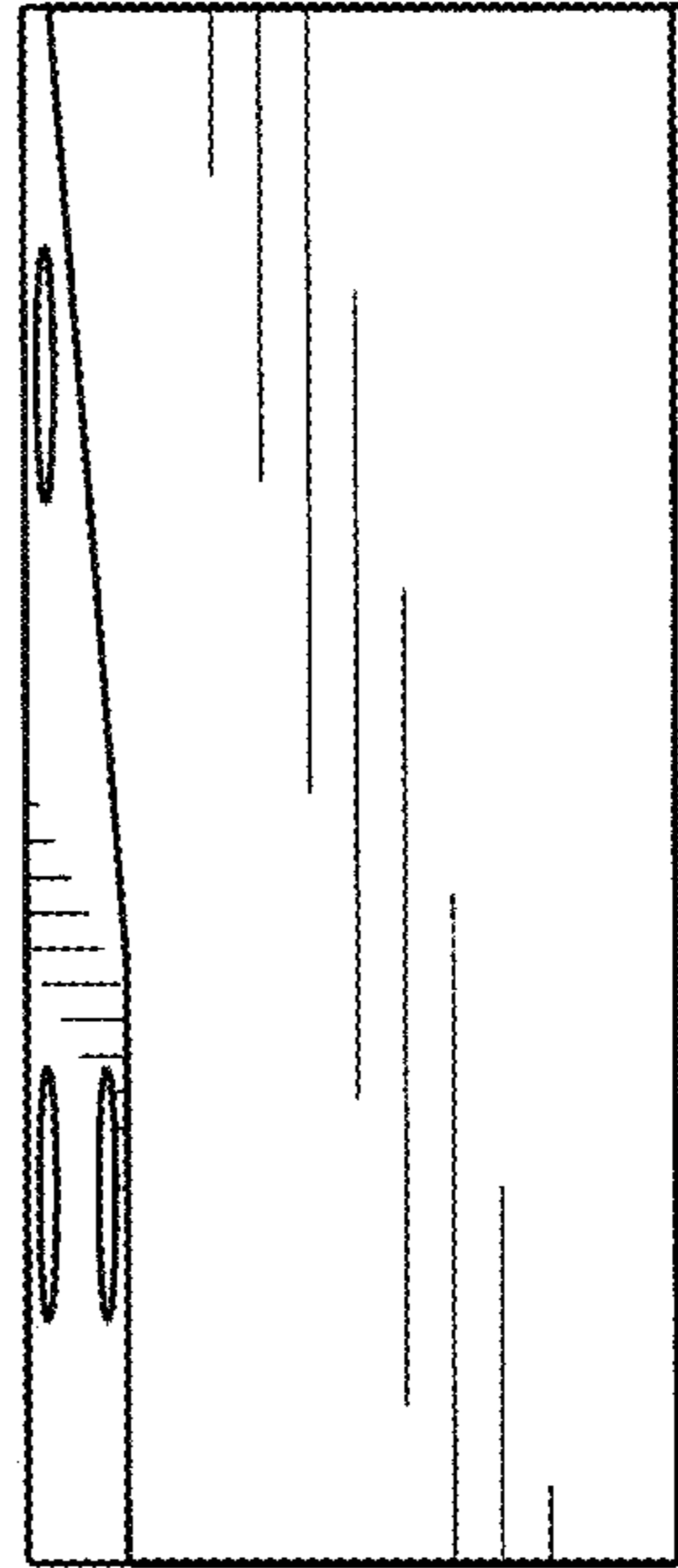


FIG. 7