



US00D809365S

(12) **United States Design Patent** (10) **Patent No.:** **US D809,365 S**
Su (45) **Date of Patent:** **** Feb. 6, 2018**

(54) **TOOL HANDLE**
(71) Applicant: **Hong Ann Tool Industries Co., Ltd.,**
Taichung (TW)
(72) Inventor: **Cheng-Wei Su,** Taichung (TW)
(73) Assignee: **HONG ANN TOOL INDUSTRIES**
CO., LTD., Taichung (TW)
(**) Term: **15 Years**
(21) Appl. No.: **29/578,648**
(22) Filed: **Sep. 23, 2016**
(51) **LOC (11) Cl.** **08-05**
(52) **U.S. Cl.**
USPC **D8/107**
(58) **Field of Classification Search**
USPC D8/107, 14, 83, 82, 45, 300, 303;
D7/395; D32/46, 49, 52; D4/138;
D22/118; D24/133
CPC Y10T 16/44; Y10T 16/498; B25G 1/105;
B25G 1/125; B25F 1/00
See application file for complete search history.

D446,104 S * 8/2001 Chen D8/107
D462,251 S * 9/2002 Collins D8/107
D472,125 S * 3/2003 Hsu D8/1
D498,124 S * 11/2004 Mitchell D8/45
D535,174 S * 1/2007 Chen D8/107
D629,649 S * 12/2010 Barber D7/395
D733,517 S * 7/2015 Constantine D8/107
D767,968 S * 10/2016 Jenkins D8/107

* cited by examiner

Primary Examiner — Phillip S Hyder
(74) *Attorney, Agent, or Firm* — Alan D. Kamrath;
Kamrath IP Lawfirm, P.A.

(57) **CLAIM**

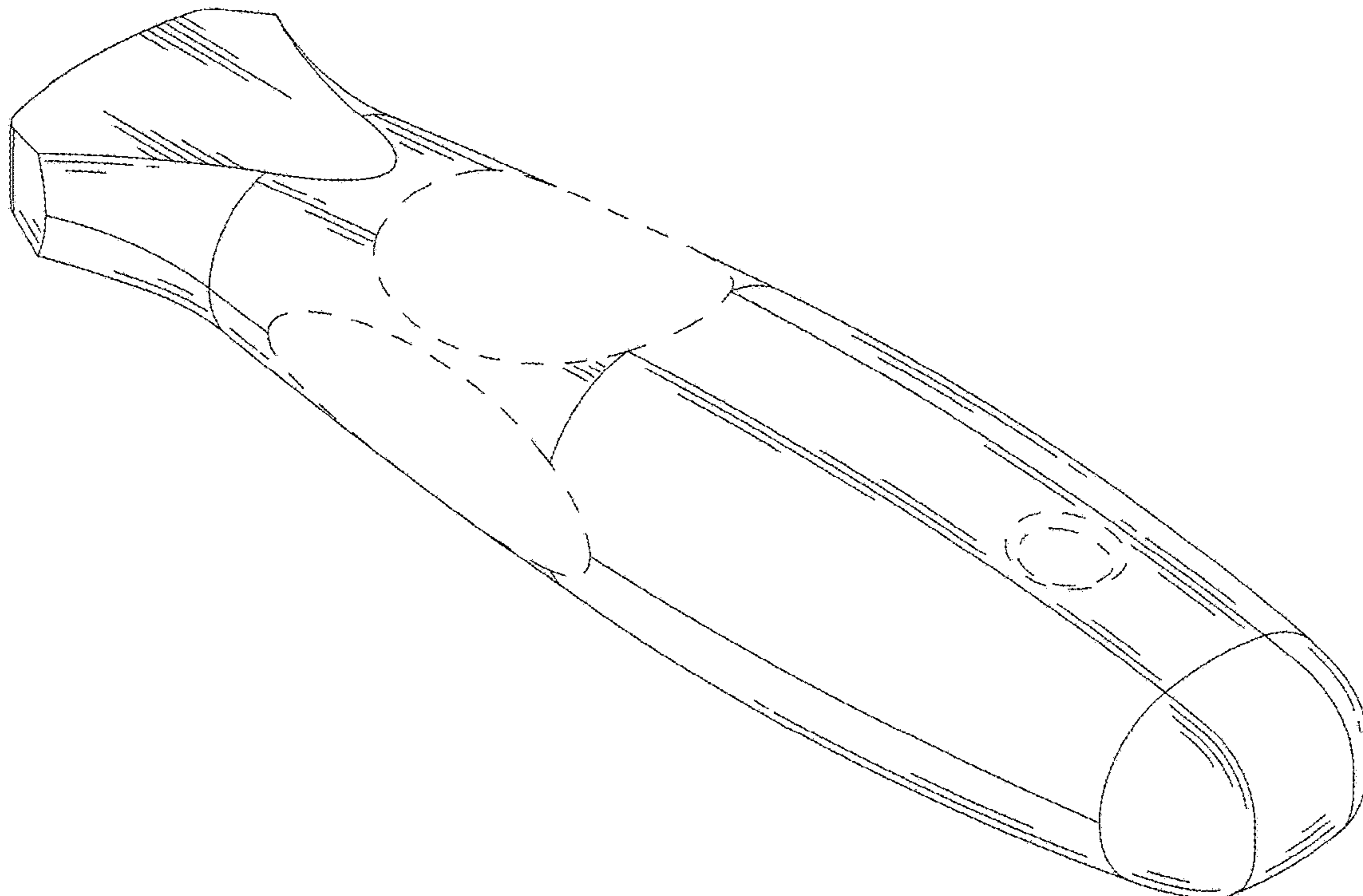
The ornamental design for a tool handle, as shown and described.

DESCRIPTION

FIG. 1 is a perspective view of a tool handle showing my new design;
FIG. 2 is a front view thereof, the rear view being symmetrical to the front view;
FIG. 3 is a left view thereof;
FIG. 4 is a right view thereof; and,
FIG. 5 is a top view thereof, the bottom view being symmetrical to the top view.
The broken lines depict portions of the tool handle in which the design is embodied that are not considered part of the claimed design.

1 Claim, 4 Drawing Sheets

(56) **References Cited**
U.S. PATENT DOCUMENTS
D414,395 S * 9/1999 Panfili D8/107
D420,887 S * 2/2000 Chen D7/395



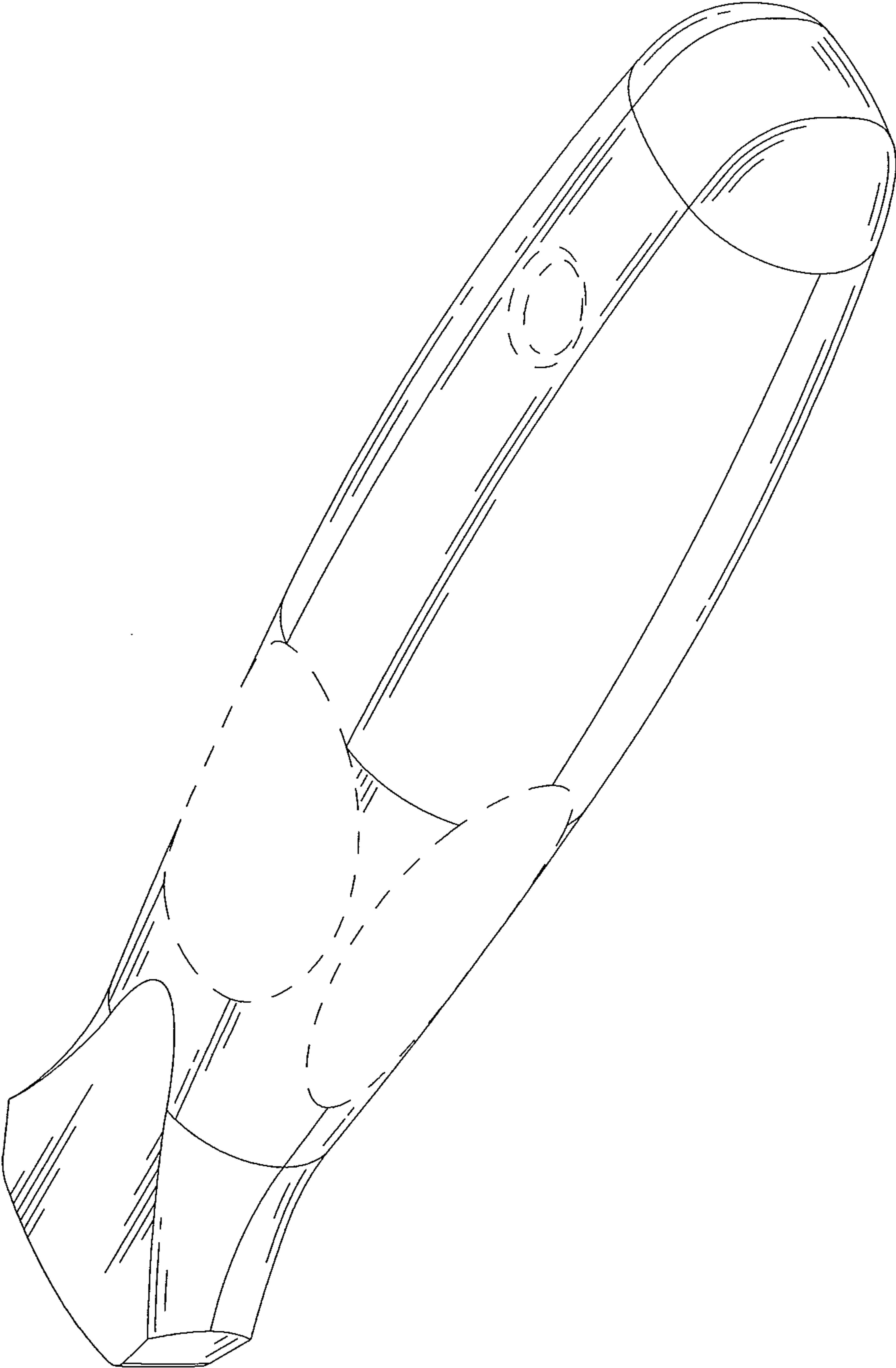


FIG. 1

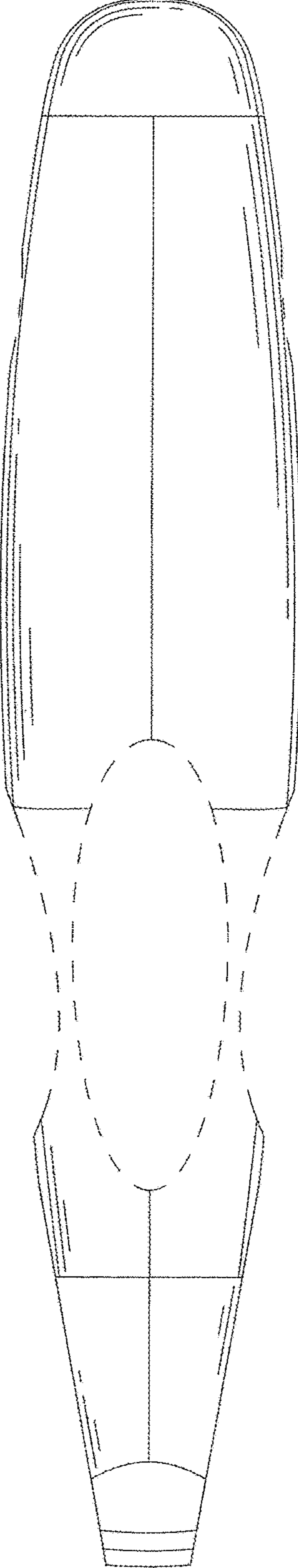


FIG. 2

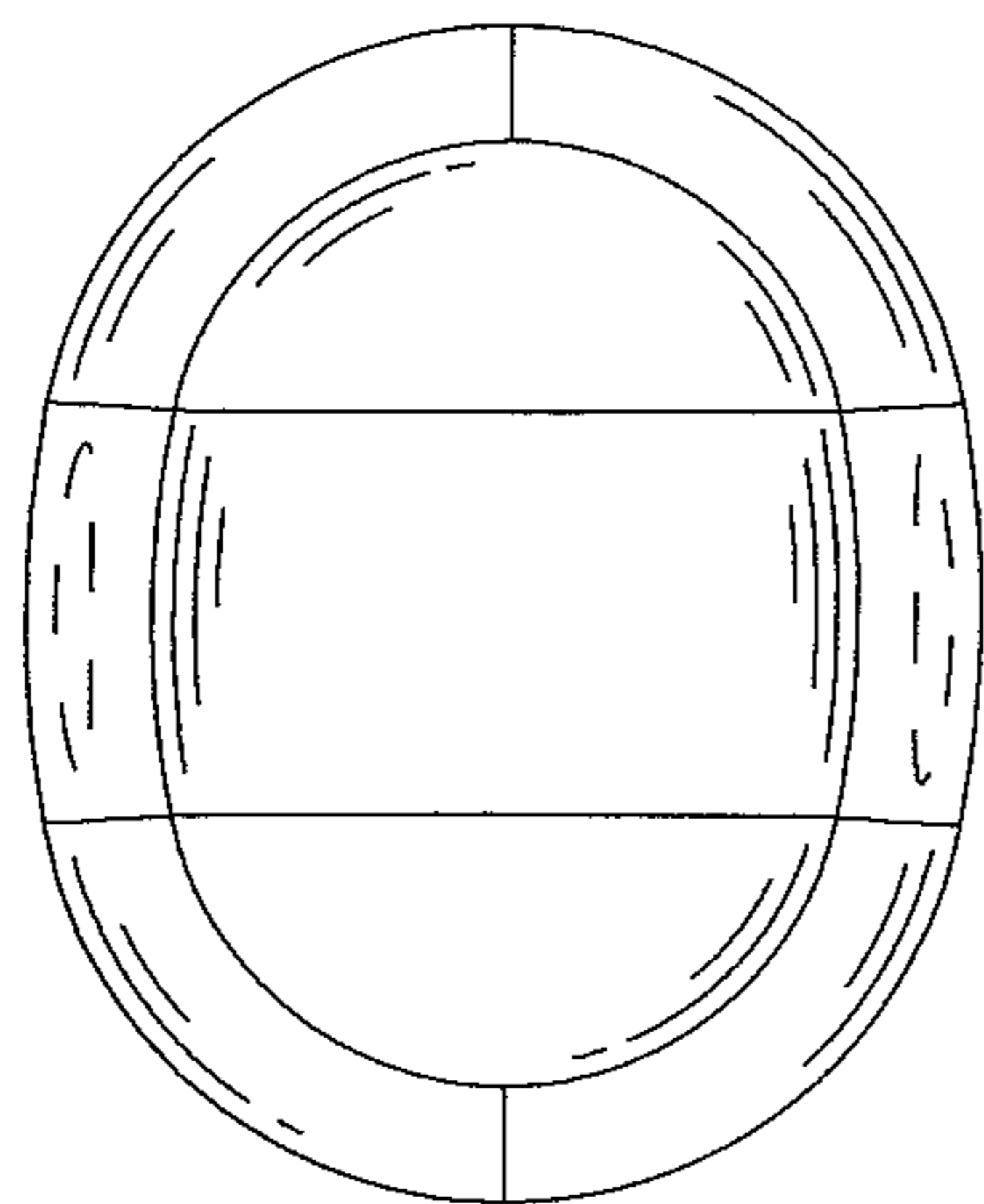


FIG. 4

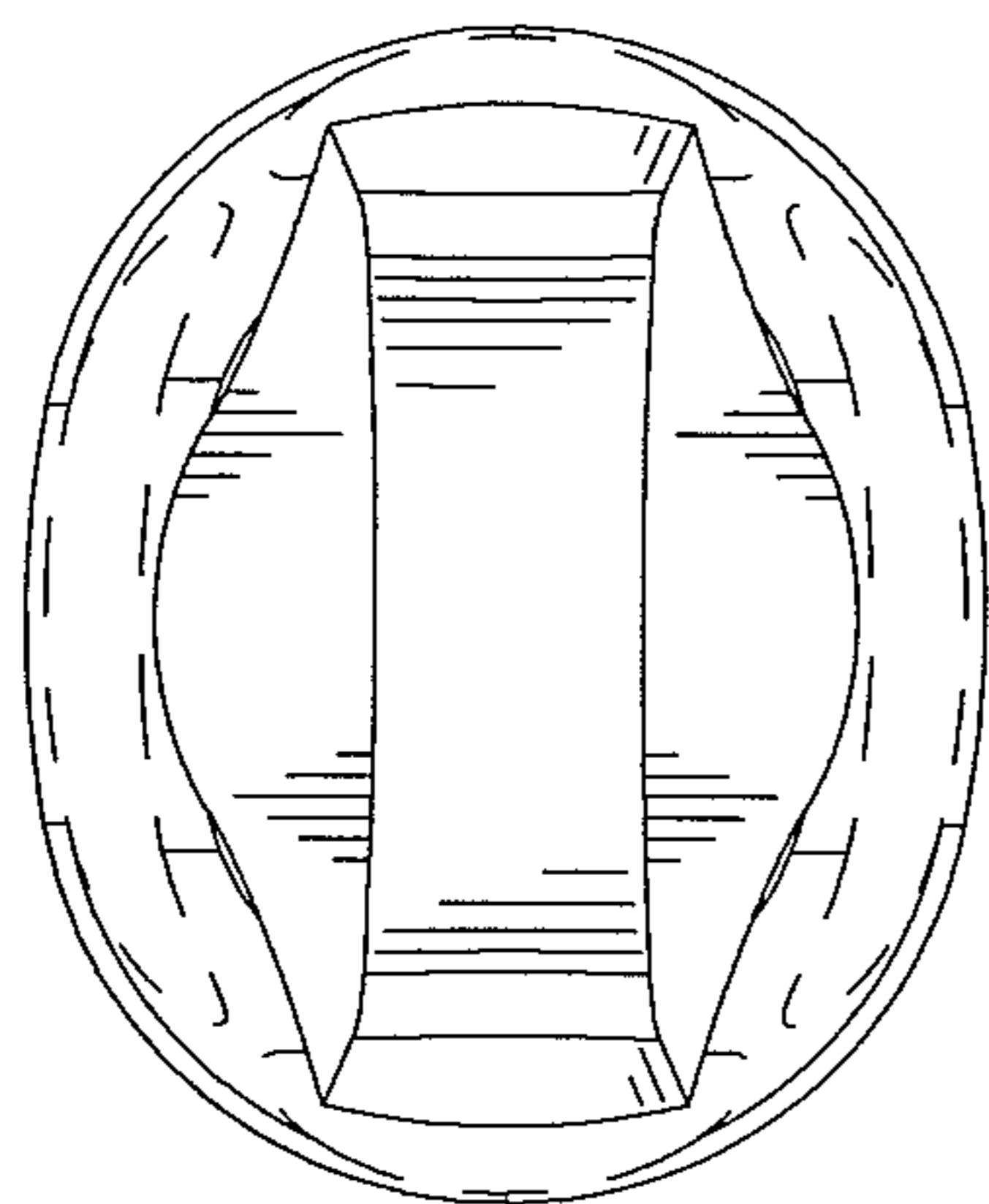


FIG. 3

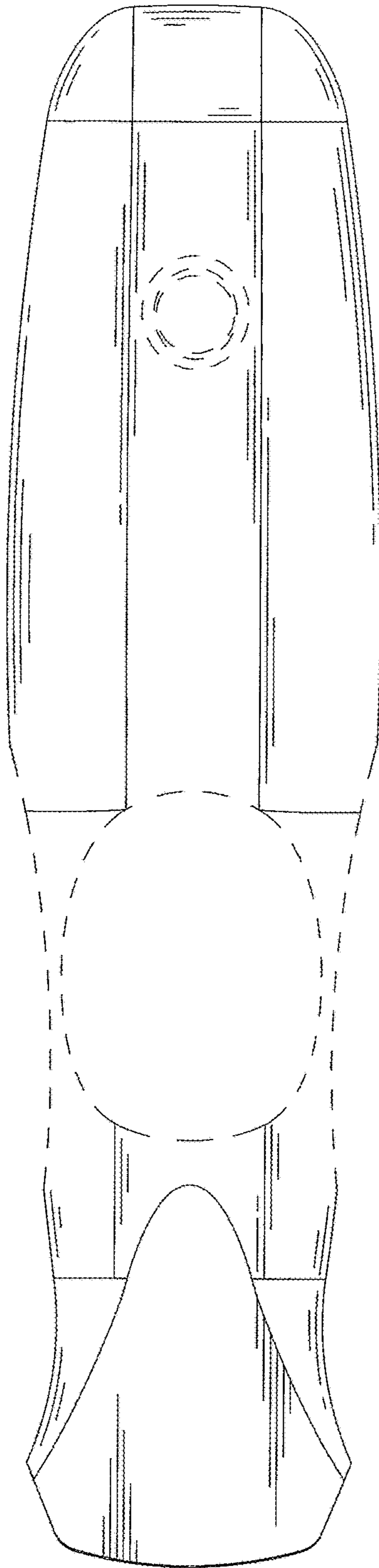


FIG. 5