



US00D809359S

(12) **United States Design Patent** (10) **Patent No.:** **US D809,359 S**  
**Levand et al.** (45) **Date of Patent:** **\*\* Feb. 6, 2018**

(54) **FOLDING TOOL**

(71) Applicant: **THE SHERWIN-WILLIAMS COMPANY**, Cleveland, OH (US)

(72) Inventors: **Victor J. Levand**, Lyndhurst, OH (US); **Sharad Gaurav**, Cleveland, OH (US); **Sarah Bridget Mulroy**, Rocky River, OH (US); **Randi Boss**, Avon Lake, OH (US); **Michael C. Lambertson, Jr.**, Aurora, OH (US); **Edward Ray Goodwin, Jr.**, Westlake, OH (US); **Joshua R. Robertson**, North Ridgeville, OH (US)

(73) Assignee: **THE SHERWIN-WILLIAMS COMPANY**, Cleveland, OH (US)

(\*\*) Term: **15 Years**

(21) Appl. No.: **29/554,076**

(22) Filed: **Feb. 8, 2016**

(51) **LOC (11) Cl.** ..... **08-05**

(52) **U.S. Cl.**  
USPC ..... **D8/45**

(58) **Field of Classification Search**  
USPC ..... D8/14, 45, 99, 107, 105; D22/118;  
D7/395; D32/46, 49, 52  
CPC ..... B25F 1/00; Y10T 16/44; Y10T 16/498;  
B25G 1/105; B25G 1/102; B25G 1/125  
See application file for complete search history.

(56) **References Cited**

**U.S. PATENT DOCUMENTS**

98,949 A	1/1870	Gerelds
929,194 A	7/1909	Compton
5,251,352 A	10/1993	Cullison
D345,289 S	3/1994	Sakai
D347,374 S	5/1994	Sakai
D347,375 S	5/1994	Sakai

D348,599 S	7/1994	Sakai	
D356,723 S	3/1995	Sakai	
5,450,670 A	9/1995	Sakai	
D367,599 S	3/1996	Sakai	
D399,621 S	10/1998	Henke	
5,822,867 A	10/1998	Sakai	
5,887,347 A *	3/1999	Gibbs	..... B26B 1/042 30/155
5,956,788 A	9/1999	Henke	
5,964,035 A	10/1999	Poehlmann	
5,979,056 A *	11/1999	Andrews	..... B26B 21/00 30/356
5,979,058 A	11/1999	Henke et al.	

(Continued)

*Primary Examiner* — Phillip S Hyder

(74) *Attorney, Agent, or Firm* — Tucker Ellis LLP; Carlos Garritano

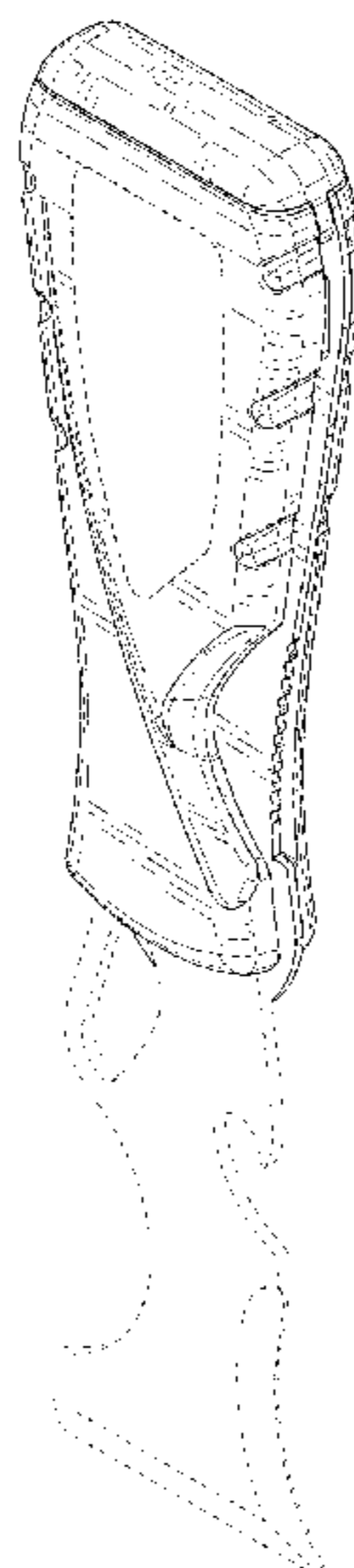
(57) **CLAIM**

The ornamental design for a folding tool, as shown and described.

**DESCRIPTION**

FIG. 1 is a perspective view of a folding tool showing our new design;  
 FIG. 2 is front view of the folding tool illustrated in FIG. 1;  
 FIG. 3 is a rear view of the folding tool illustrated in FIG. 1;  
 FIG. 4 is a left side view of the folding tool illustrated in FIG. 1;  
 FIG. 5 is a right side view of the folding tool illustrated in FIG. 1;  
 FIG. 6 is a top view of the folding tool illustrated in FIG. 1;  
 and,  
 FIG. 7 is a bottom view of the folding tool illustrated in FIG. 1.  
 The broken lines depict portions of the folding tool in which the design is embodied that are not considered part of the claimed design.

**1 Claim, 4 Drawing Sheets**



(56)

**References Cited**

U.S. PATENT DOCUMENTS

6,826,836	B1	12/2004	Lin	
6,836,967	B1	1/2005	Sakai	
D535,541	S *	1/2007	Holby .....	D8/107
D562,517	S *	2/2008	Henke .....	D32/46
D564,853	S *	3/2008	Chen .....	D8/107
D581,764	S *	12/2008	Kinsky .....	D8/105
D629,578	S *	12/2010	Molina .....	D32/46
8,291,597	B2	10/2012	Hawk et al.	
8,464,382	B2	6/2013	Chu	
8,490,288	B1	7/2013	Mollick et al.	
D693,077	S *	11/2013	Thompson .....	D32/46
8,832,943	B2	9/2014	Sakai	
D733,517	S *	7/2015	Constantine .....	D8/107
D760,049	S *	6/2016	Levand .....	D32/46
2010/0192381	A1	8/2010	Sakai	
2011/0107603	A1	5/2011	Giuntoli et al.	
2012/0144678	A1	6/2012	Chen	
2013/0227794	A1	9/2013	Wang	

\* cited by examiner

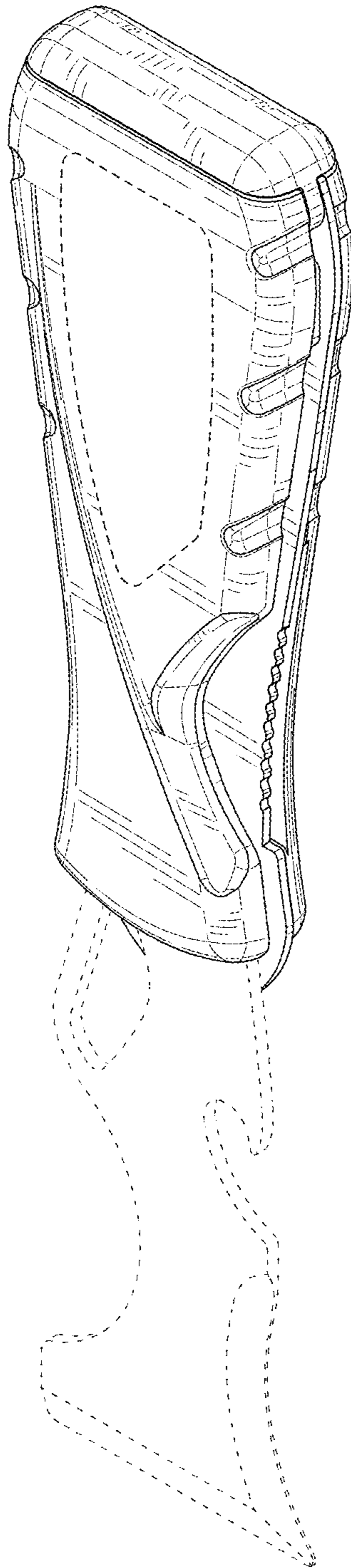


FIG. 1

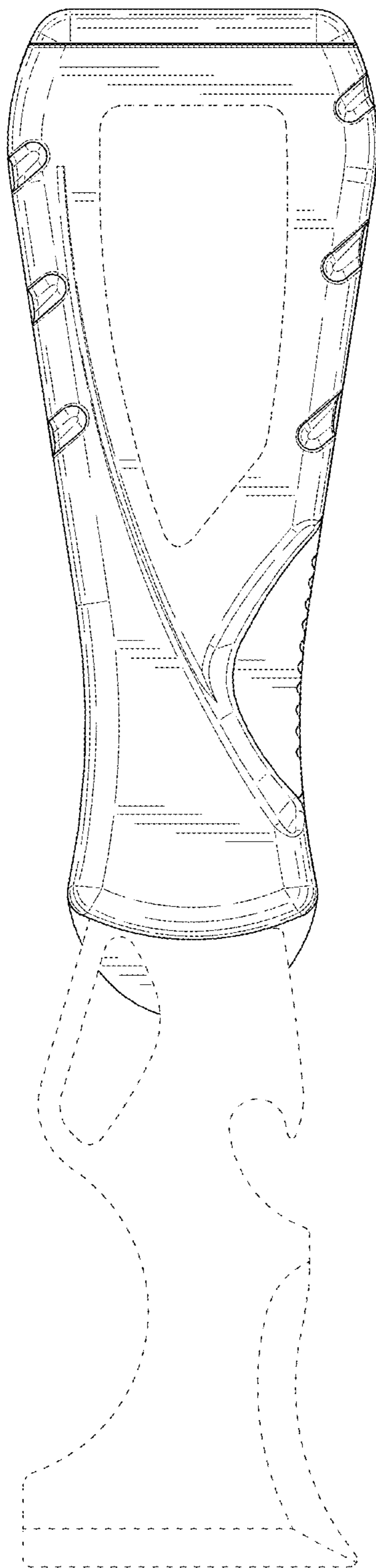


FIG. 2

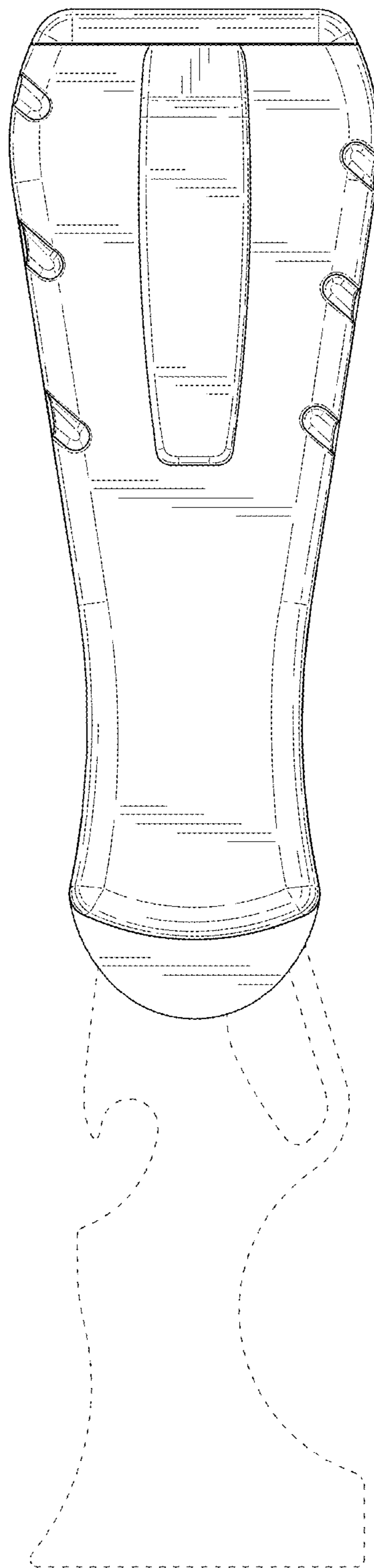


FIG. 3

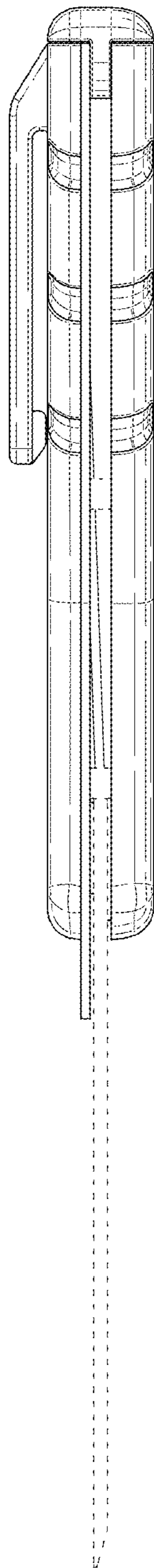


FIG. 4

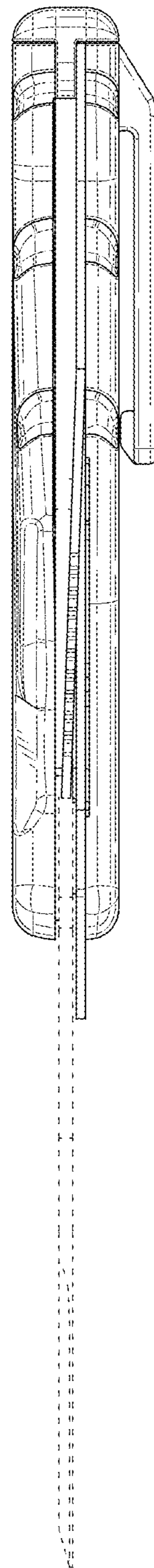


FIG. 5

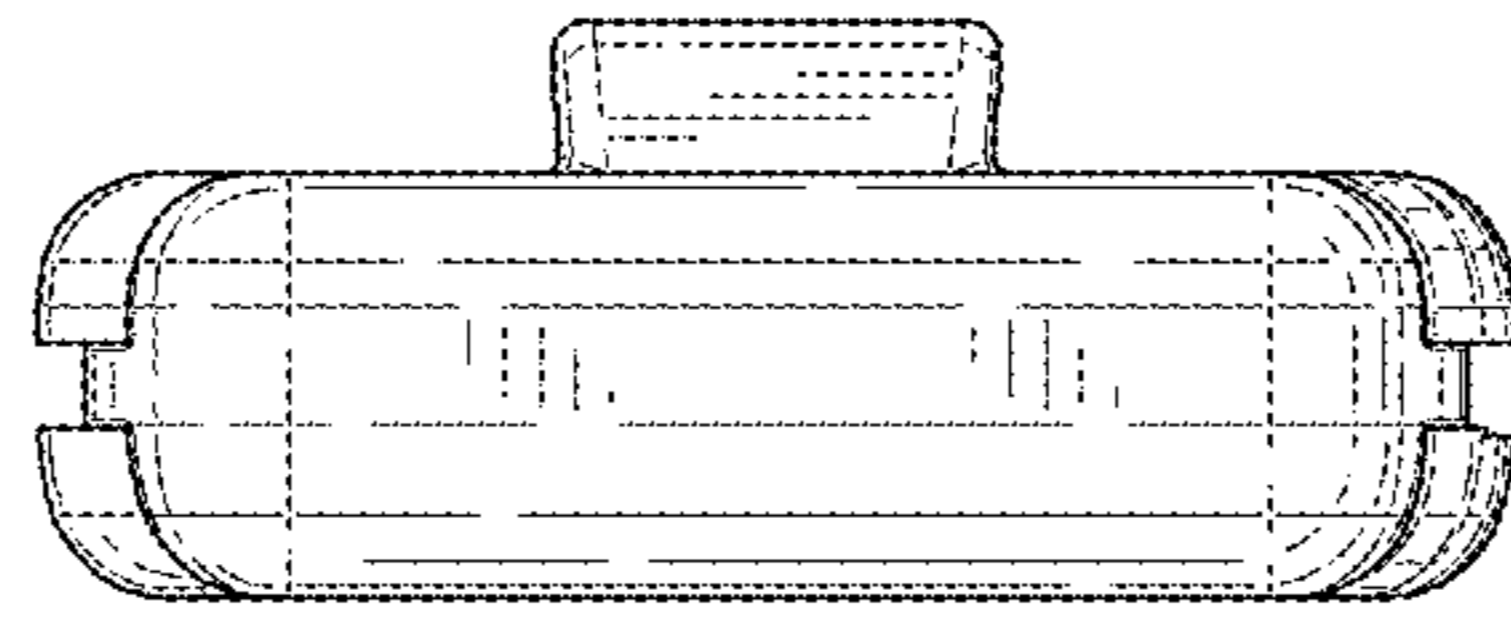


FIG. 6

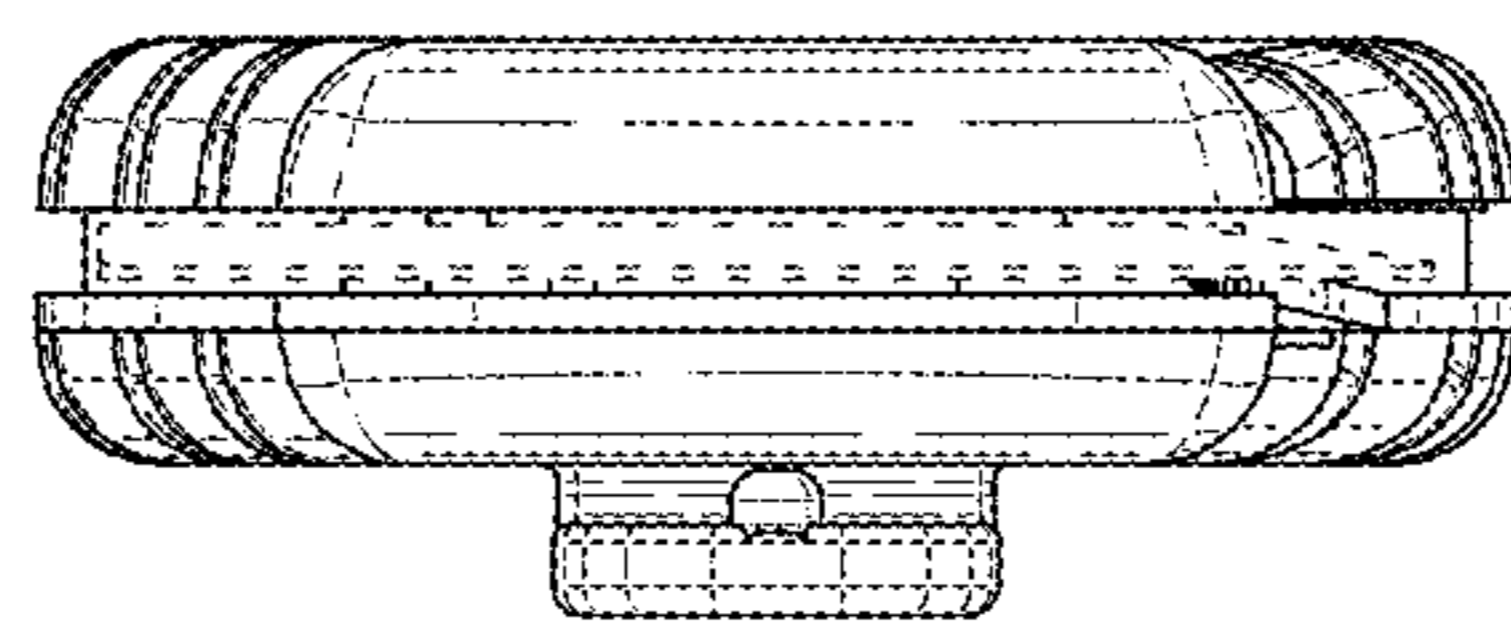


FIG. 7