



US00D809351S

(12) **United States Design Patent** (10) **Patent No.:** **US D809,351 S**
Puricelli (45) **Date of Patent:** **** Feb. 6, 2018**

(54) **GROUND SPIKE**
(71) Applicant: **Laura Puricelli**, Webster Groves, MO (US)
(72) Inventor: **Laura Puricelli**, Webster Groves, MO (US)
(**) Term: **15 Years**
(21) Appl. No.: **29/543,290**
(22) Filed: **Oct. 22, 2015**
(51) **LOC (11) Cl.** **08-01**
(52) **U.S. Cl.**
USPC **D8/1**
(58) **Field of Classification Search**
USPC D21/840; D8/1, 388; D25/133;
D11/155; D34/1
CPC B05B 15/062; E04B 1/34347; A45F 3/44
See application file for complete search history.

D624,810 S 10/2010 Vosbikian
D626,800 S 11/2010 Charette
D626,801 S 11/2010 Charette
D626,802 S 11/2010 Charette
D629,678 S * 12/2010 Norton D25/133
D631,308 S 1/2011 Charette
8,082,702 B2 12/2011 Hill
D655,584 S 3/2012 Katzin
D657,633 S 4/2012 Butler
D679,457 S 4/2013 Chance
D682,054 S * 5/2013 Gary D8/1
D731,867 S * 6/2015 Paternostro D8/1
2011/0226916 A1 9/2011 Leung

(Continued)

Primary Examiner — Sheryl Lane
(74) *Attorney, Agent, or Firm* — CreatiVenture Law;
Linda L. Lewis

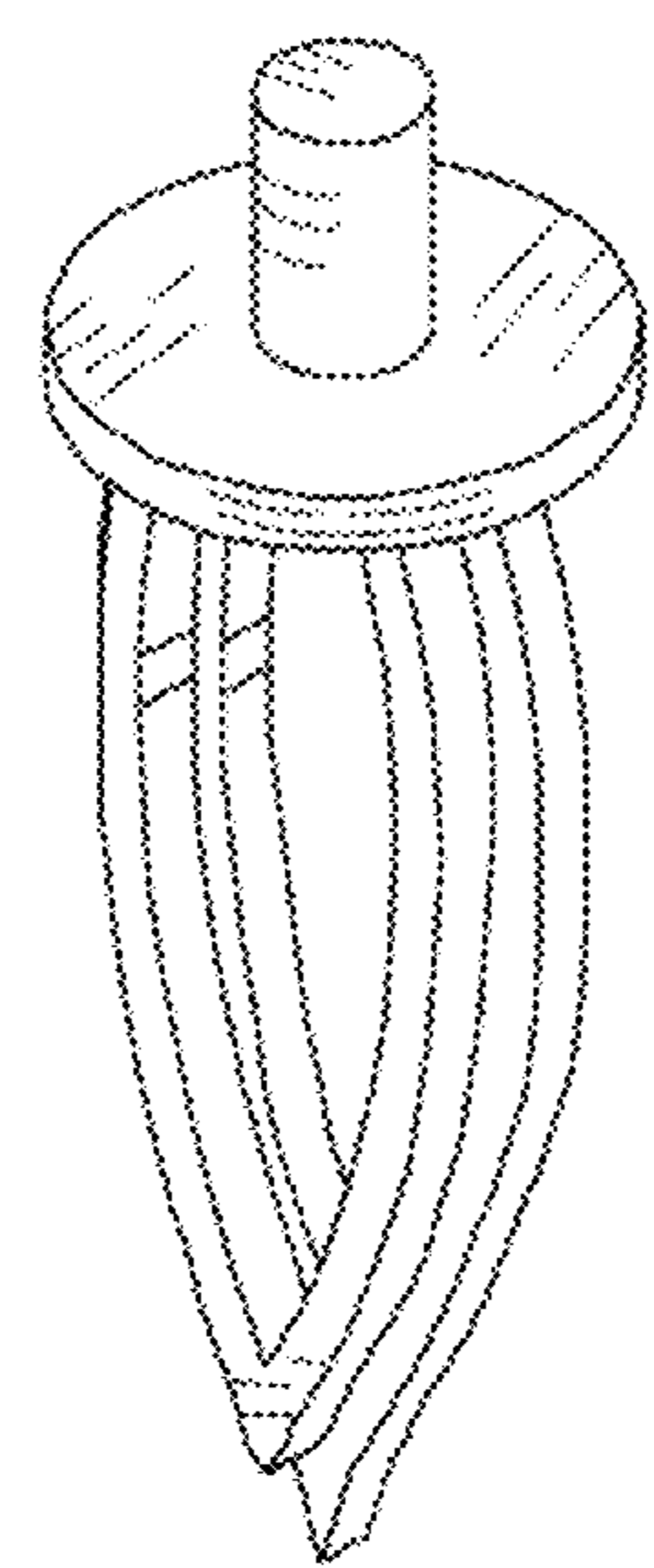
(57) **CLAIM**
The ornamental design for a ground spike, as shown and described.

DESCRIPTION

FIG. 1 is a raised perspective view of the ground spike of the invention.
FIG. 2 is a top view of the ground spike of the invention.
FIG. 3 is an underside view of the ground spike of the invention.
FIG. 4 is a front view of the ground spike of the invention.
FIG. 5 is a rear view of the ground spike of the invention.
FIG. 6 is a side view of the ground spike of the invention. The other side view is a mirror image of this side; and, FIG. 7 is a front image of the ground spike of the invention having a figure mounted on it, where the figure is not claimed.
The broken lines represent environment and form no part of the claimed design.

(56) **References Cited**
U.S. PATENT DOCUMENTS
3,473,770 A * 10/1969 Edgerton B05B 15/062
24/351
D278,965 S * 5/1985 Morton D8/1
D288,058 S * 2/1987 Ball D8/1
D378,980 S * 4/1997 Thayer D21/840
D380,947 S * 7/1997 Adams D21/840
5,655,829 A 8/1997 Lin
D416,514 S * 11/1999 Koo D11/130
D493,205 S * 7/2004 Combes D21/840
D572,986 S 7/2008 Zhu
D577,966 S 10/2008 Cosimo
D579,585 S 10/2008 Walker
D582,732 S * 12/2008 Cox D8/1
D605,002 S * 12/2009 Cox D8/1
D605,003 S * 12/2009 Cox D8/1
7,730,675 B2 6/2010 Hill

1 Claim, 7 Drawing Sheets



(56)

References Cited

U.S. PATENT DOCUMENTS

2011/0233361 A1* 9/2011 Hull A45F 3/44
248/311.2

* cited by examiner

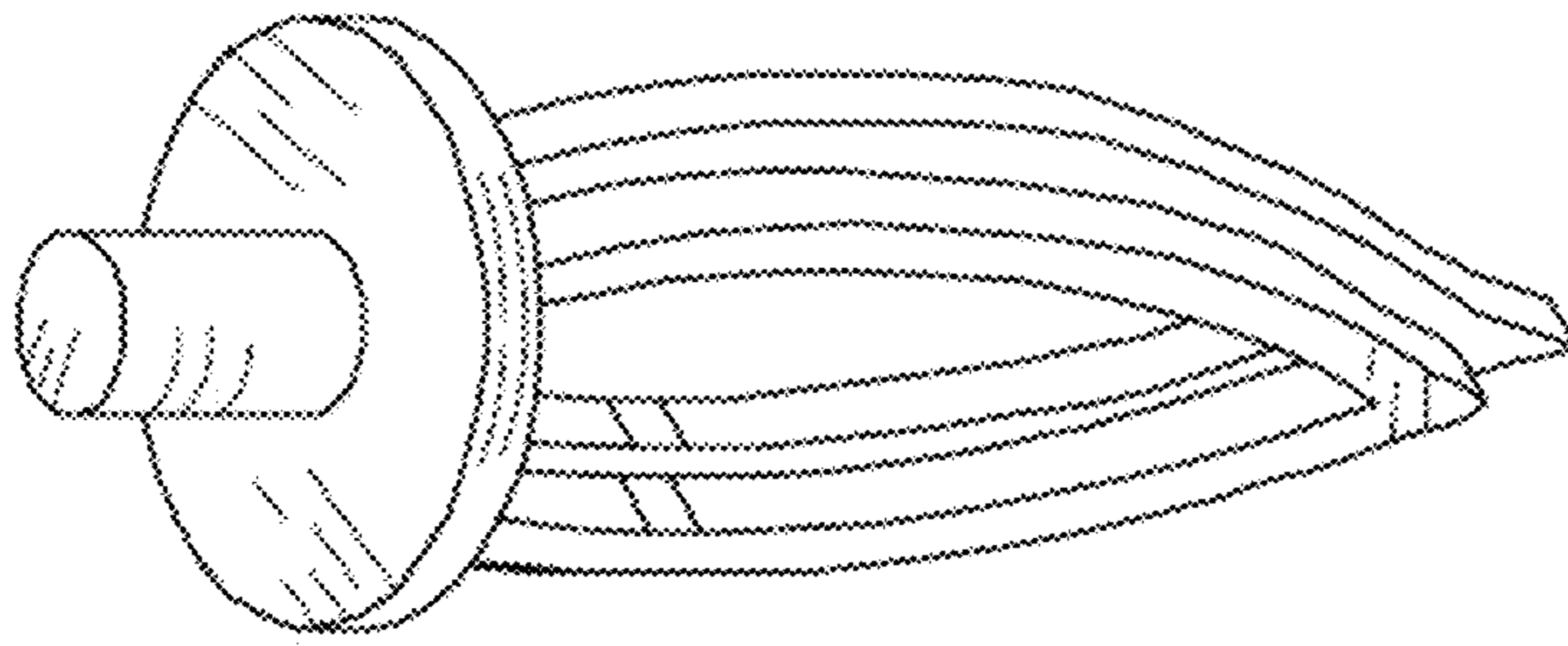


Fig. 1

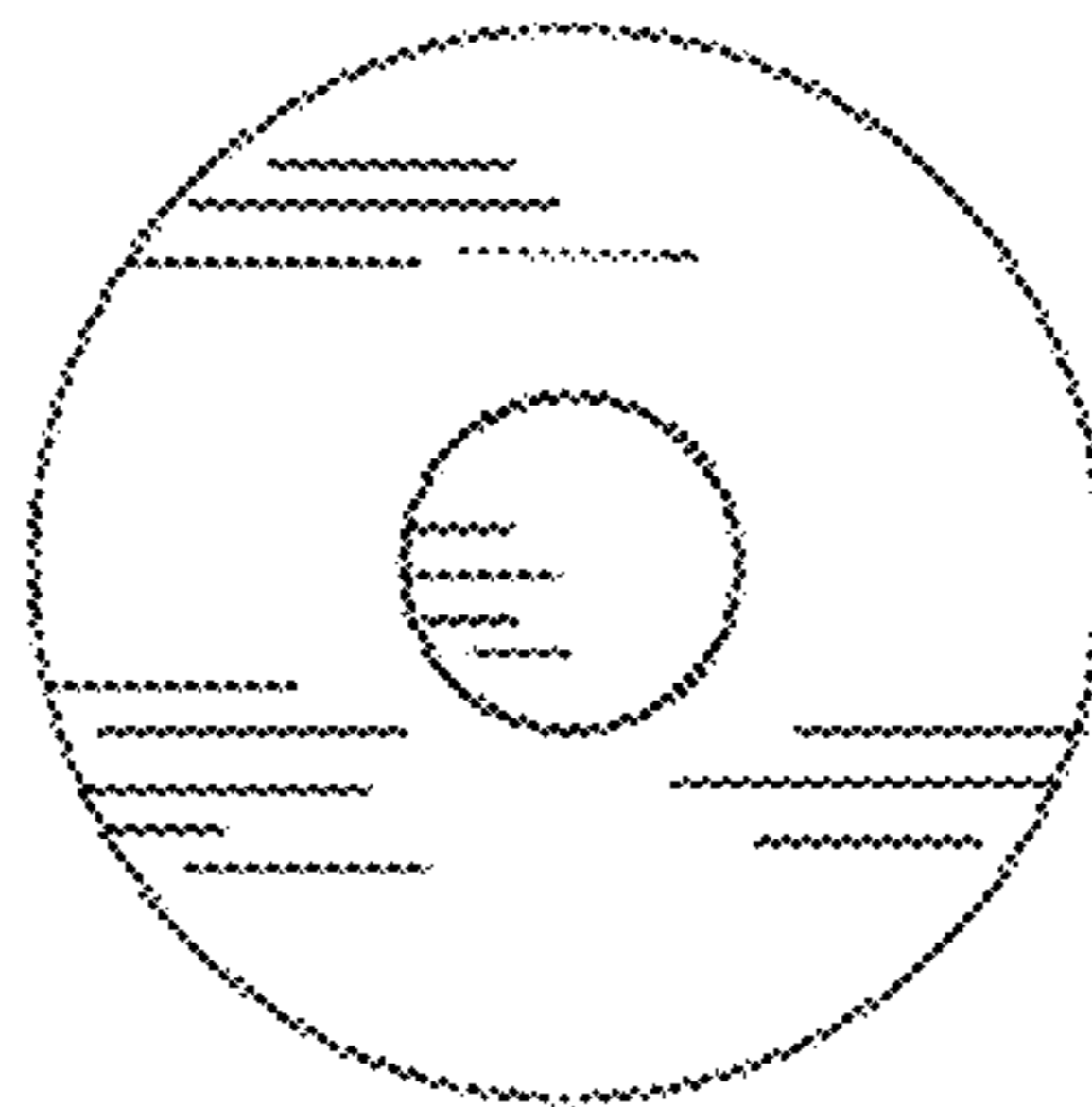


Fig. 2

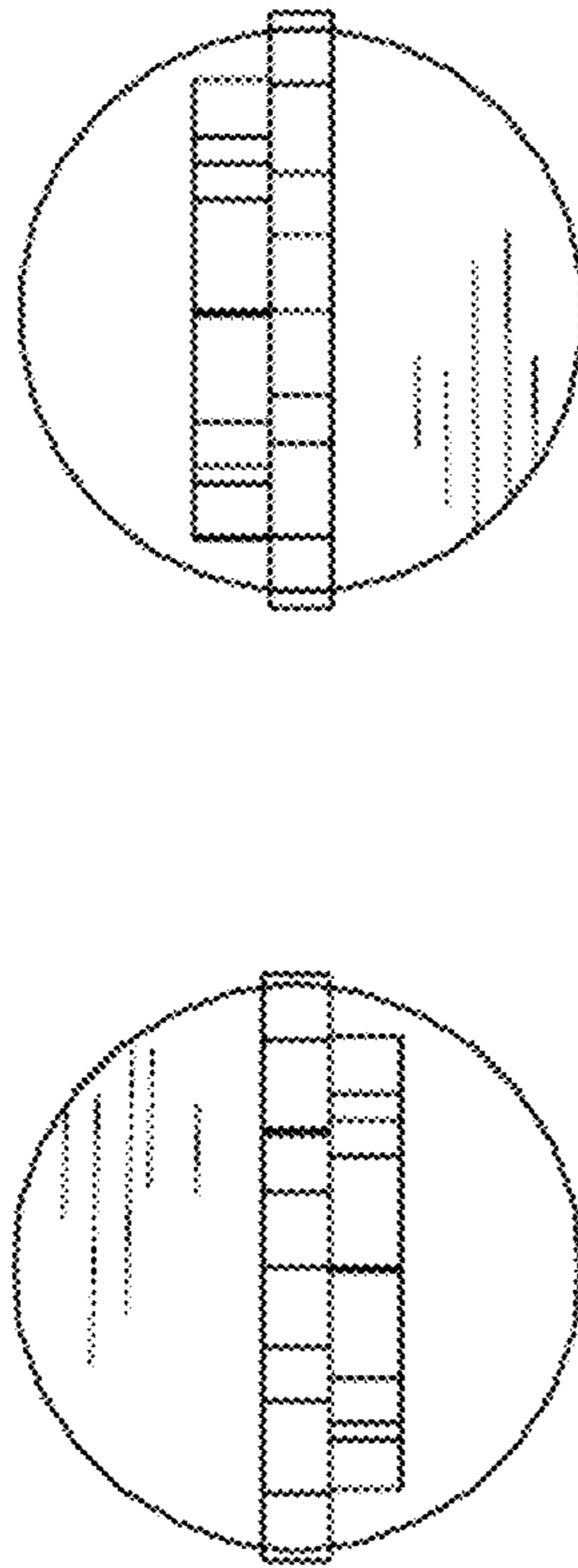


Fig. 3

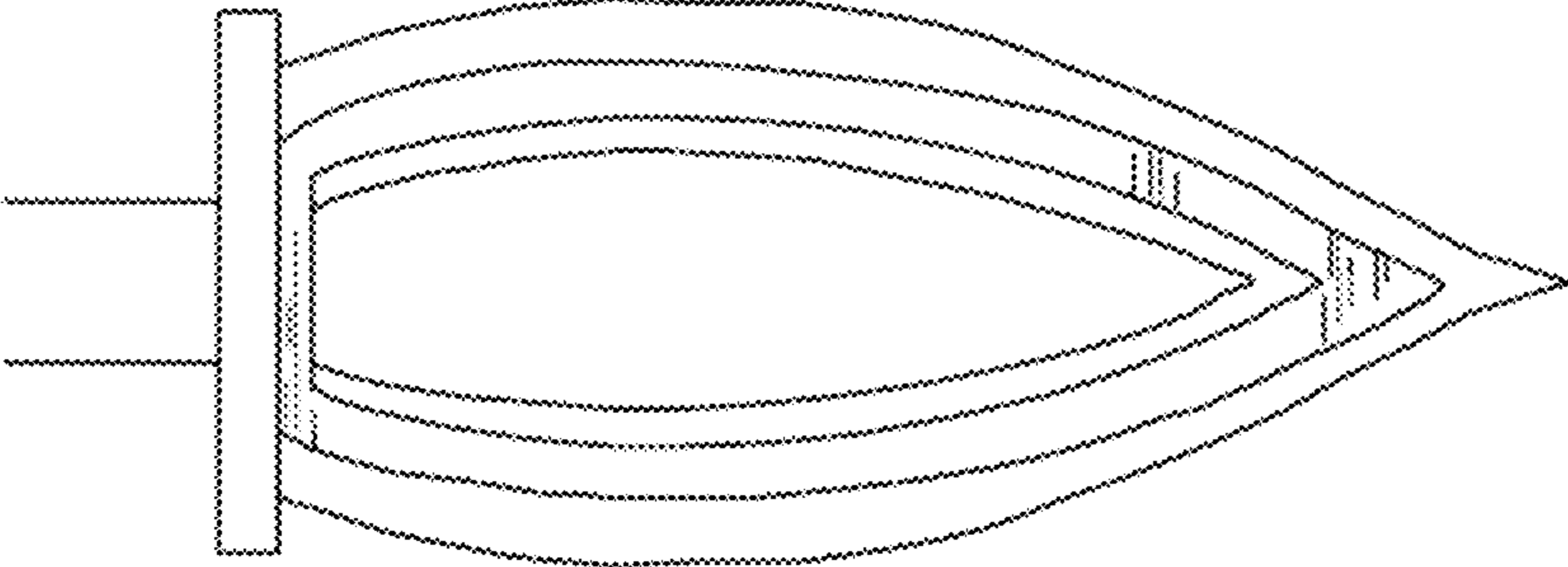


Fig. 4

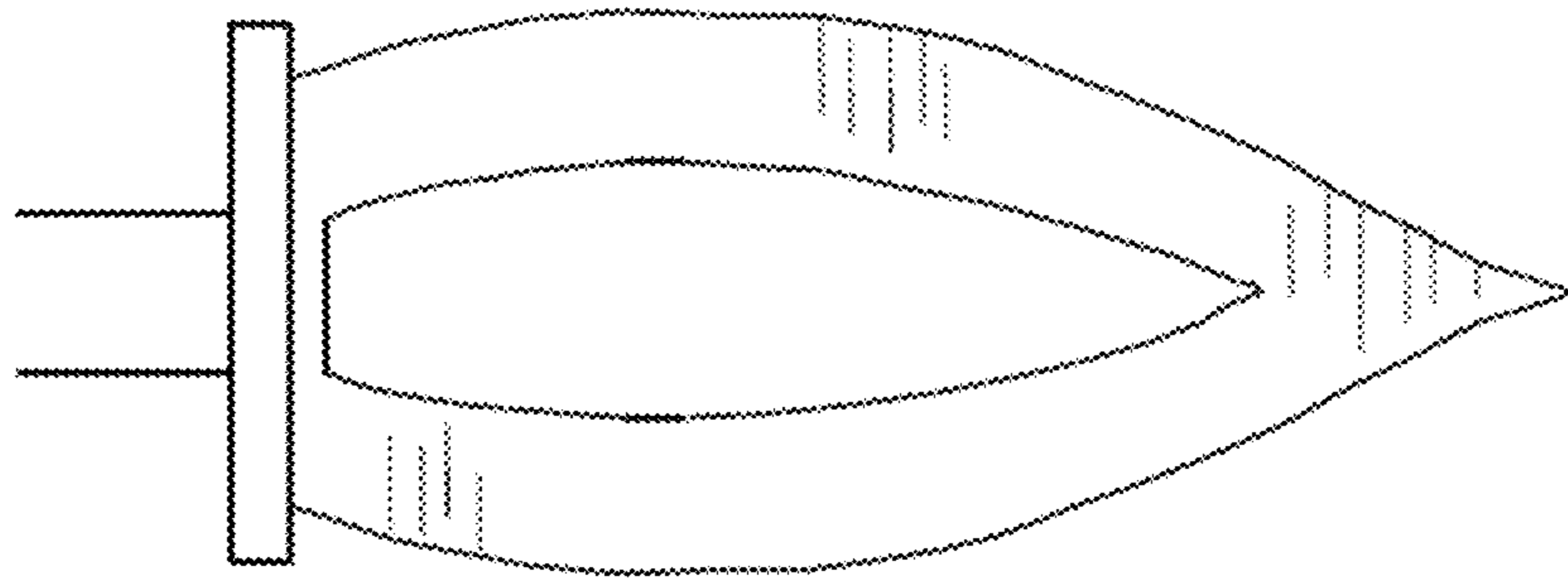


Fig. 5

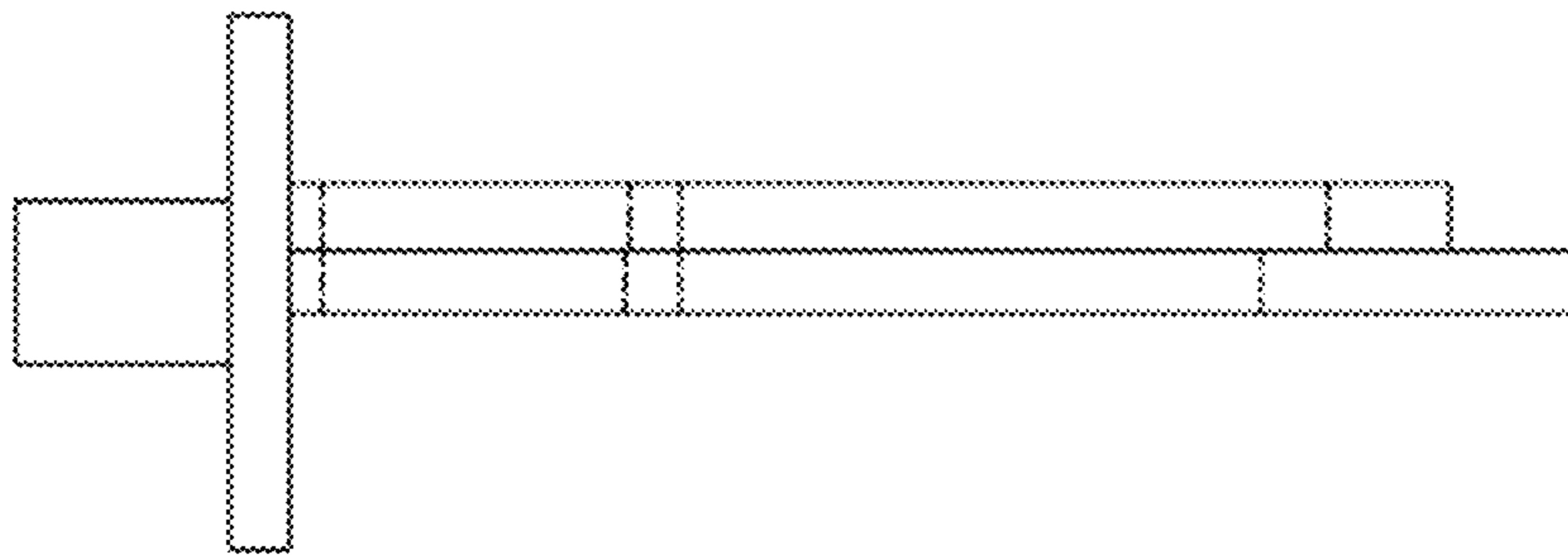


Fig. 6



Fig. 7