



US00D809347S

(12) **United States Design Patent** (10) **Patent No.:** **US D809,347 S**
Silsby et al. (45) **Date of Patent:** **** Feb. 6, 2018**

(54) **BEVERAGE CONTAINER**

(71) Applicant: **Pacific Market International, LLC**,
Seattle, WA (US)
(72) Inventors: **Jacob D. Silsby**, Seattle, WA (US);
Evan Michael Choltco-Devlin,
Ellensburg, WA (US); **Michael Carl**
Beckman, Ellensburg, WA (US)
(73) Assignee: **Pacific Market International, LLC**,
Seattle, WA (US)

(**) Term: **15 Years**

(21) Appl. No.: **29/586,402**

(22) Filed: **Dec. 2, 2016**

(51) **LOC (11) Cl.** **07-01**

(52) **U.S. Cl.**
USPC **D7/608**

(58) **Field of Classification Search**
USPC D7/603–608, 509–511; D9/500–504,
D9/549, 559, 574, 575
CPC A47G 2019/2294; A47J 41/02; A47J
41/0077; A47J 41/0072; B65D 81/3823;
B65D 1/0215
See application file for complete search history.

(56) **References Cited**

U.S. PATENT DOCUMENTS

D641,591 S * 7/2011 Tsukida D7/608
D698,668 S * 2/2014 Vaughn D9/772

OTHER PUBLICATIONS

Yeti Rambler Bottle product offered for sale at least one year prior to the filing date of the application of Dec. 2, 2016.
Hydroflask Bottle product offered for sale at least one year prior to the filing date of the application of Dec. 2, 2016.
Avex Freeflow Bottle product offered for sale at least one year prior to the filing date of the application of Dec. 2, 2016.

* cited by examiner

Primary Examiner — Terry Wallace

(74) *Attorney, Agent, or Firm* — George C. Rondeau, Jr.;
Davis Wright Tremaine LLP

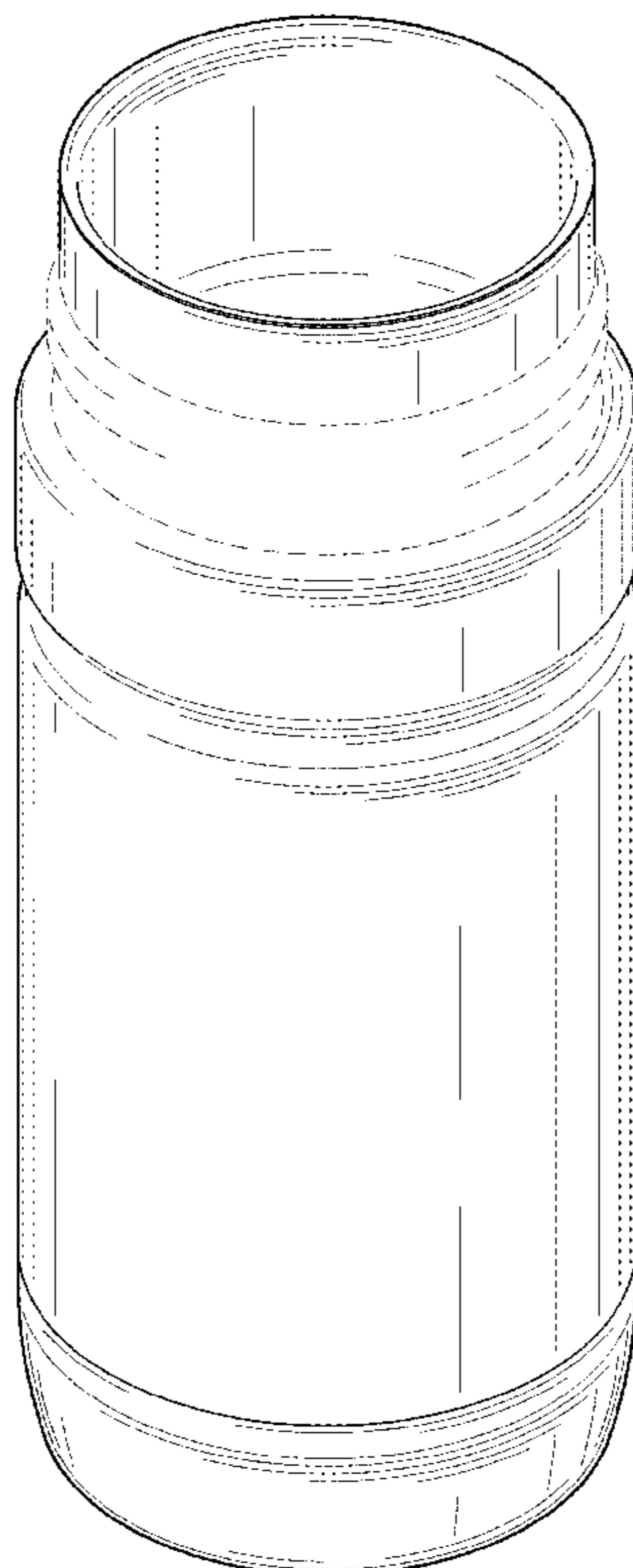
(57) **CLAIM**

The ornamental design for a beverage container, as shown and described.

DESCRIPTION

FIG. 1 is a top perspective view of a beverage container showing our new design.
FIG. 2 is a bottom perspective view thereof.
FIG. 3 is a front view thereof.
FIG. 4 is a right side view thereof.
FIG. 5 is a rear view thereof.
FIG. 6 is a left side view thereof.
FIG. 7 is a top plan view thereof; and,
FIG. 8 is a bottom plan view thereof.
The broken lines are for illustrative purposes only and form no part of the claimed design.

1 Claim, 7 Drawing Sheets



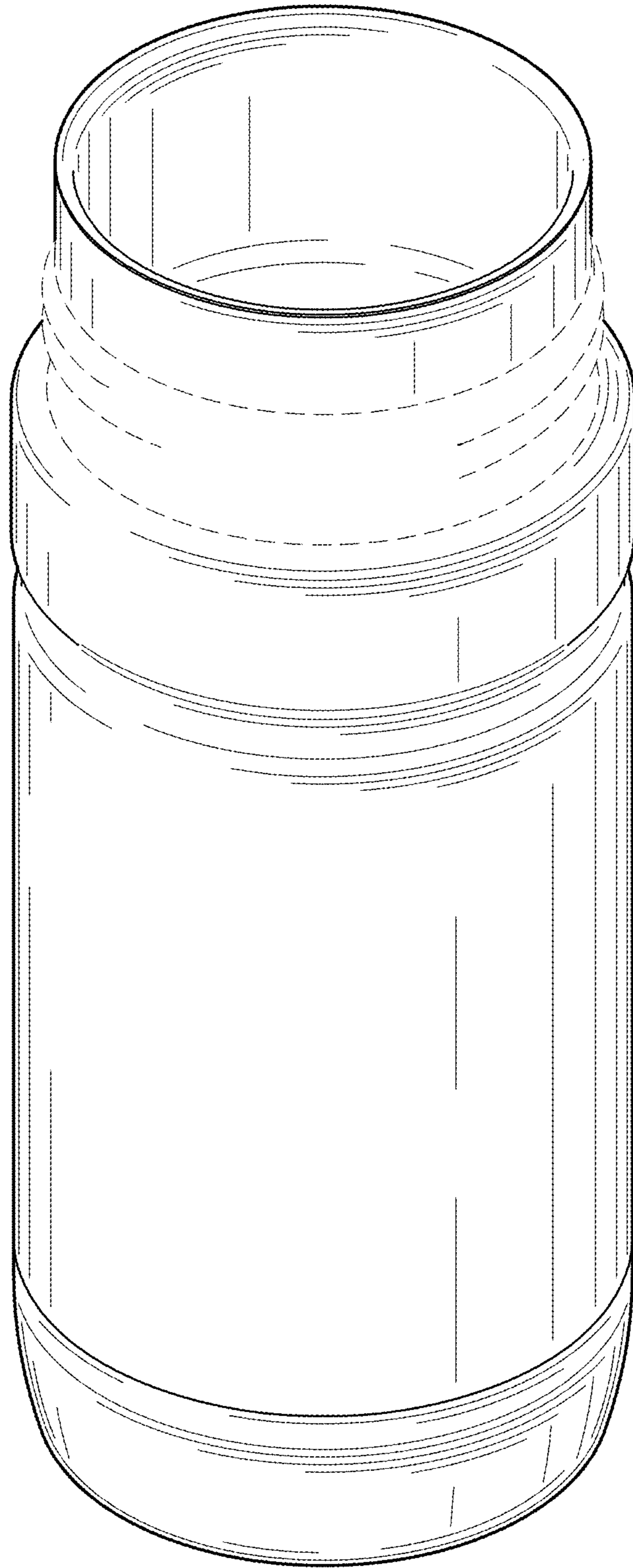


FIG. 1




FIG. 2




FIG. 3




FIG. 4




FIG. 5




FIG. 6

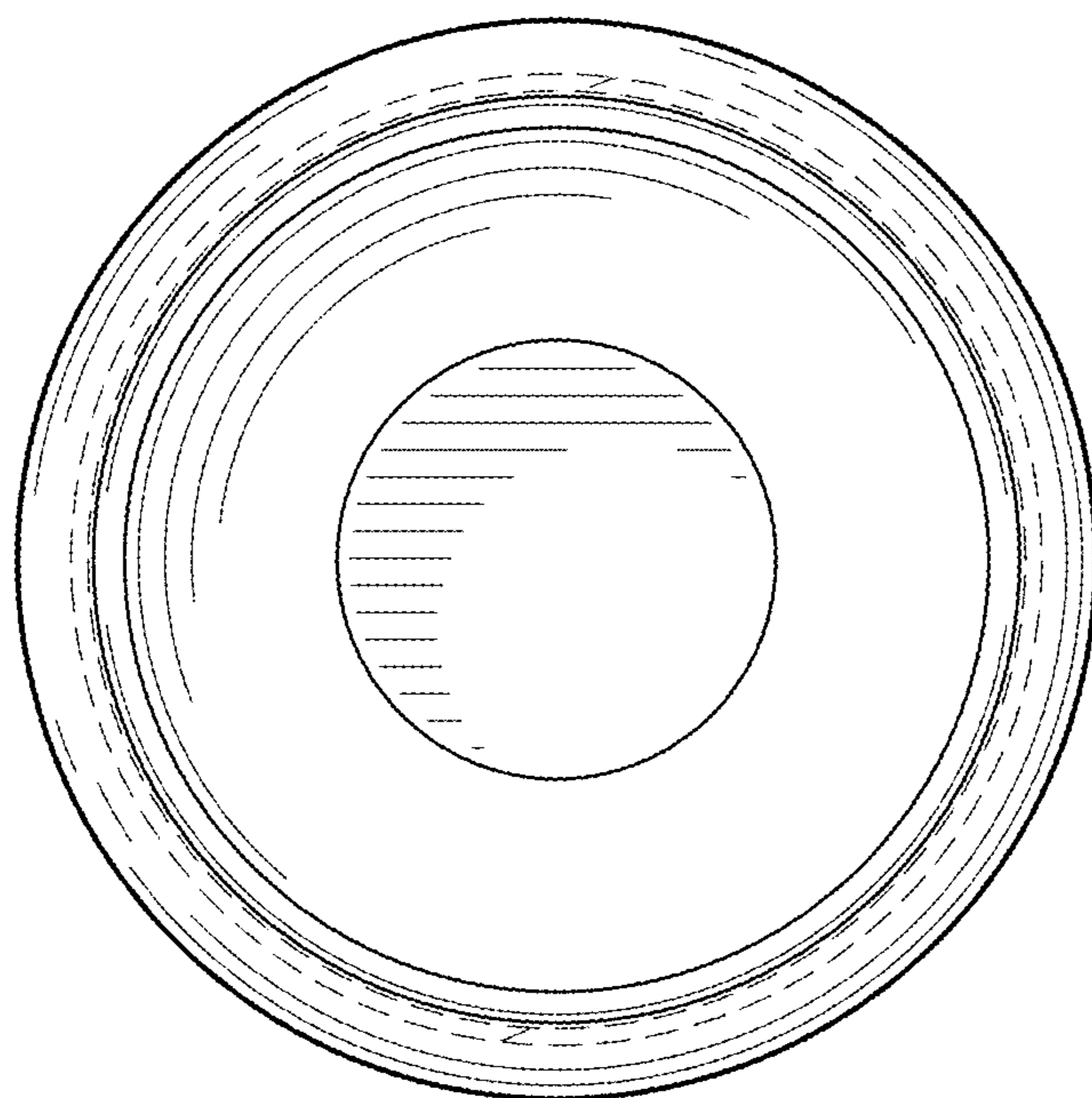


FIG. 7

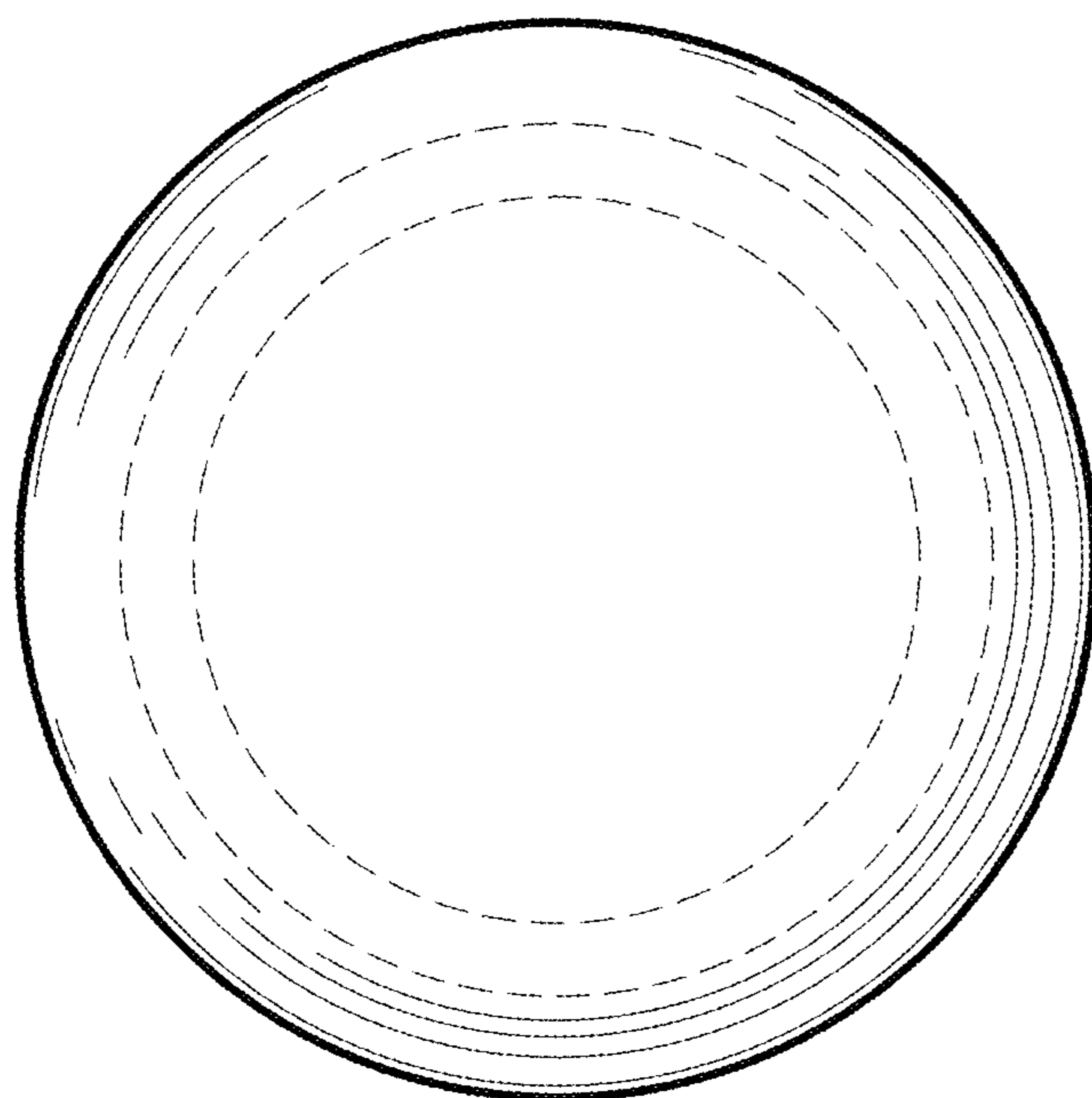


FIG. 8