



US00D809341S

(12) **United States Design Patent** (10) **Patent No.:** **US D809,341 S**
Fariello (45) **Date of Patent:** **** Feb. 6, 2018**

(54) **COLLAPSIBLE CHAFFER STAND AND SUPPORT ARRANGEMENT**

(71) Applicant: **Michael Fariello**, Bohemia, NY (US)

(72) Inventor: **Michael Fariello**, Bohemia, NY (US)

(**) Term: **15 Years**

(21) Appl. No.: **29/591,893**

(22) Filed: **Jan. 25, 2017**

(51) **LOC (11) Cl.** **07-02**

(52) **U.S. Cl.**
USPC **D7/409**; D7/355; D7/366

(58) **Field of Classification Search**
USPC D7/323, 332, 335-337, 354-355, D7/359-366, 387-388, 393, 402, D7/407-409, 601
CPC A21B 2/00; A21B 3/00; A21B 3/13; A21B 3/15; A21B 5/00; A21B 5/02; A23N 12/06; A23N 12/08; A23N 12/10; A47B 47/021; A47F 3/14; A47J 27/10; A47J 27/14; A47J 36/34; A47J 36/2405; A47J 36/2477; A47J 36/2483; A47J 37/00; A47J 37/04; A47J 37/041; A47J 37/042; A47J 37/06; A47J 37/0688; A47J 37/0694; A47J 37/07; A47J 37/0704; A47J 37/10; A47J 47/20; A47J 2037/00; A47J 2037/06; A47J 2037/0611; A47J 2037/07; A47J 2037/0786; A47J 2037/0795; B65D 7/20; F24C 15/10; F24C 15/12; F24C 15/14; F24C 15/16; F24C 15/164; F24C 15/18

See application file for complete search history.

(56) **References Cited**

U.S. PATENT DOCUMENTS

1,701,989 A 2/1929 Turner
1,947,932 A 2/1934 Fante

1,987,378 A 1/1935 Tansley
2,274,772 A 3/1942 Bitney
D146,832 S 5/1947 O'Connell
2,503,795 A 4/1950 Brown
2,625,148 A 1/1953 Snyder
D189,469 S 12/1960 Fischer
D192,900 S * 5/1962 Epstein D11/155
3,361,126 A 1/1968 Bloomfield
3,364,844 A 1/1968 Feiske
D213,899 S * 4/1969 Rickmeier D7/355
4,191,160 A 3/1980 Elliott
4,433,671 A 2/1984 DeAmicis
4,718,402 A 1/1988 Fordyce
4,920,873 A 5/1990 Stevens
5,045,672 A 9/1991 Scott
5,092,311 A 3/1992 Ririe
5,287,800 A 2/1994 Orednick
5,301,909 A 4/1994 Chang

(Continued)

Primary Examiner — Ricky Pham

(74) *Attorney, Agent, or Firm* — Thomas A. O'Rourke; Bodner & O'Rourke, LLP

(57) **CLAIM**

The ornamental design for a collapsible chaffer stand support arrangement, as shown and described.

DESCRIPTION

FIG. 1 is a side view illustrating the new design for a collapsible chaffer stand support arrangement. The two side views are identical to the side view of FIG. 1.

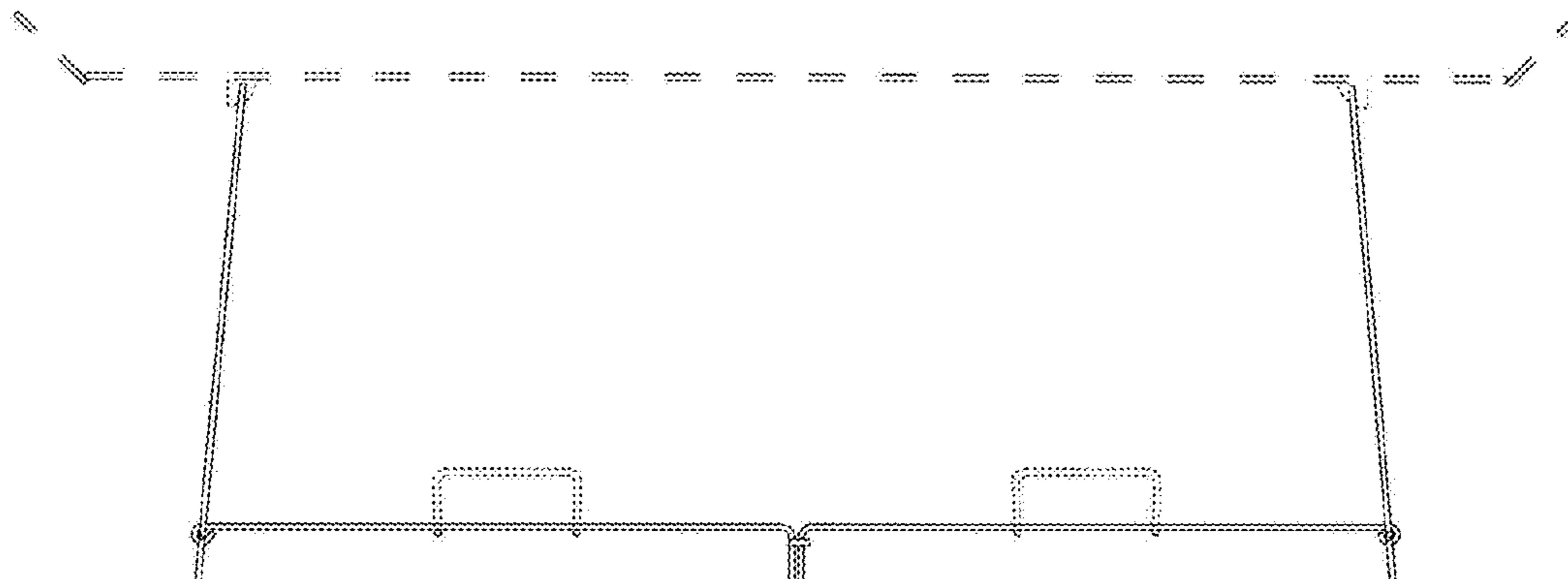
FIG. 2 is a top view of the collapsible chaffer stand support arrangement of FIG. 1.

FIG. 3 is a bottom view of the collapsible chaffer stand support arrangement of FIG. 1; and,

FIG. 4 is an end view of the collapsible chaffer stand support arrangement of FIG. 1. The two end views are identical to the end view of FIG. 4.

Note that the broken lines shown in the figures are for illustrative purposes only, and form no part of the claimed design.

1 Claim, 4 Drawing Sheets



(56)

References Cited

U.S. PATENT DOCUMENTS

5,347,979 A 9/1994 Haber
 5,453,596 A * 9/1995 Verveniotis A47J 36/2483
 219/433
 5,467,697 A * 11/1995 Hunziker A47J 27/10
 126/33
 5,517,903 A 5/1996 Kaufman
 5,819,640 A 10/1998 Cuomo
 D406,984 S * 3/1999 Skvorecz D7/393
 5,921,513 A 7/1999 Skvorecz
 5,996,948 A * 12/1999 Skvorecz B65D 7/20
 126/40
 6,047,932 A 4/2000 Skvorecz
 6,234,068 B1 5/2001 Sherman
 6,520,354 B1 2/2003 Skvorecz
 D485,706 S 1/2004 Cooper
 6,955,327 B1 * 10/2005 Skvorecz A47J 36/34
 126/40
 D626,377 S * 11/2010 Contreras D7/355
 7,828,160 B2 * 11/2010 Lin A47B 47/021
 211/181.1
 7,954,772 B2 * 6/2011 Skvorecz A47J 36/34
 126/40
 D667,257 S 9/2012 Saboe
 9,414,712 B2 8/2016 Skvorecz
 9,517,858 B2 12/2016 Skvorecz
 9,539,677 B2 * 1/2017 Skvorecz B65D 7/20
 2005/0167381 A1 8/2005 Fariello

* cited by examiner

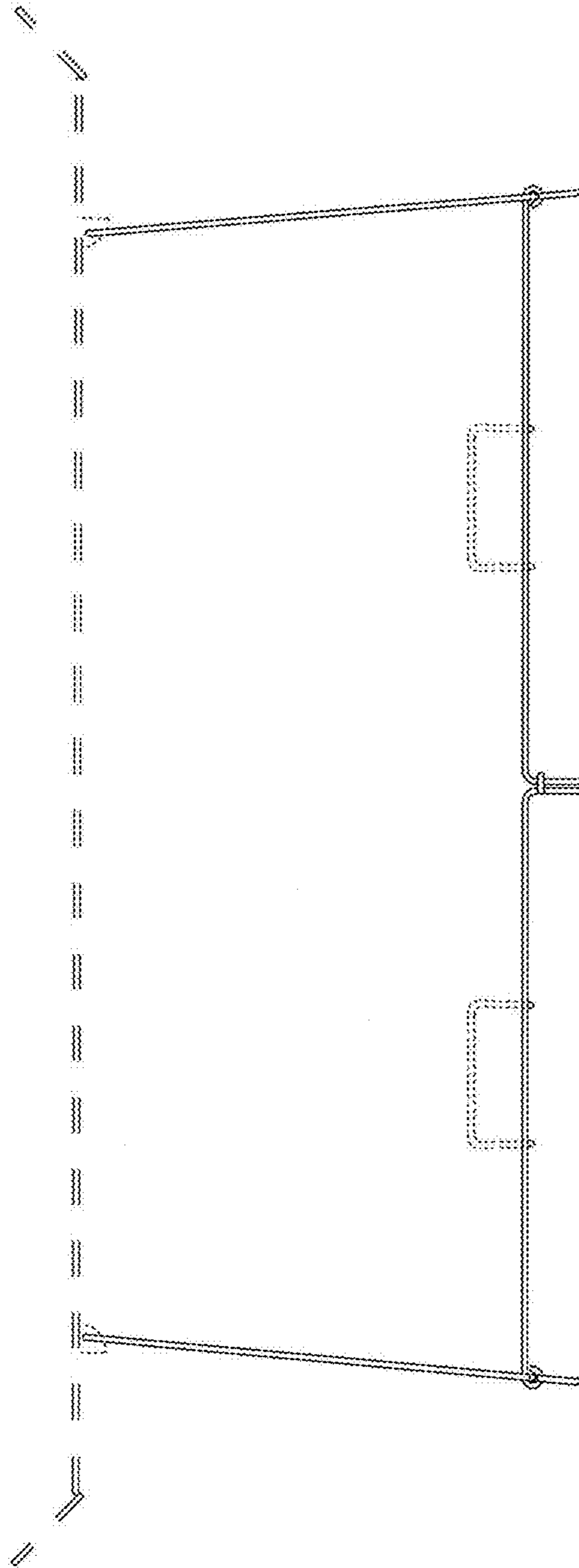


FIG. 1

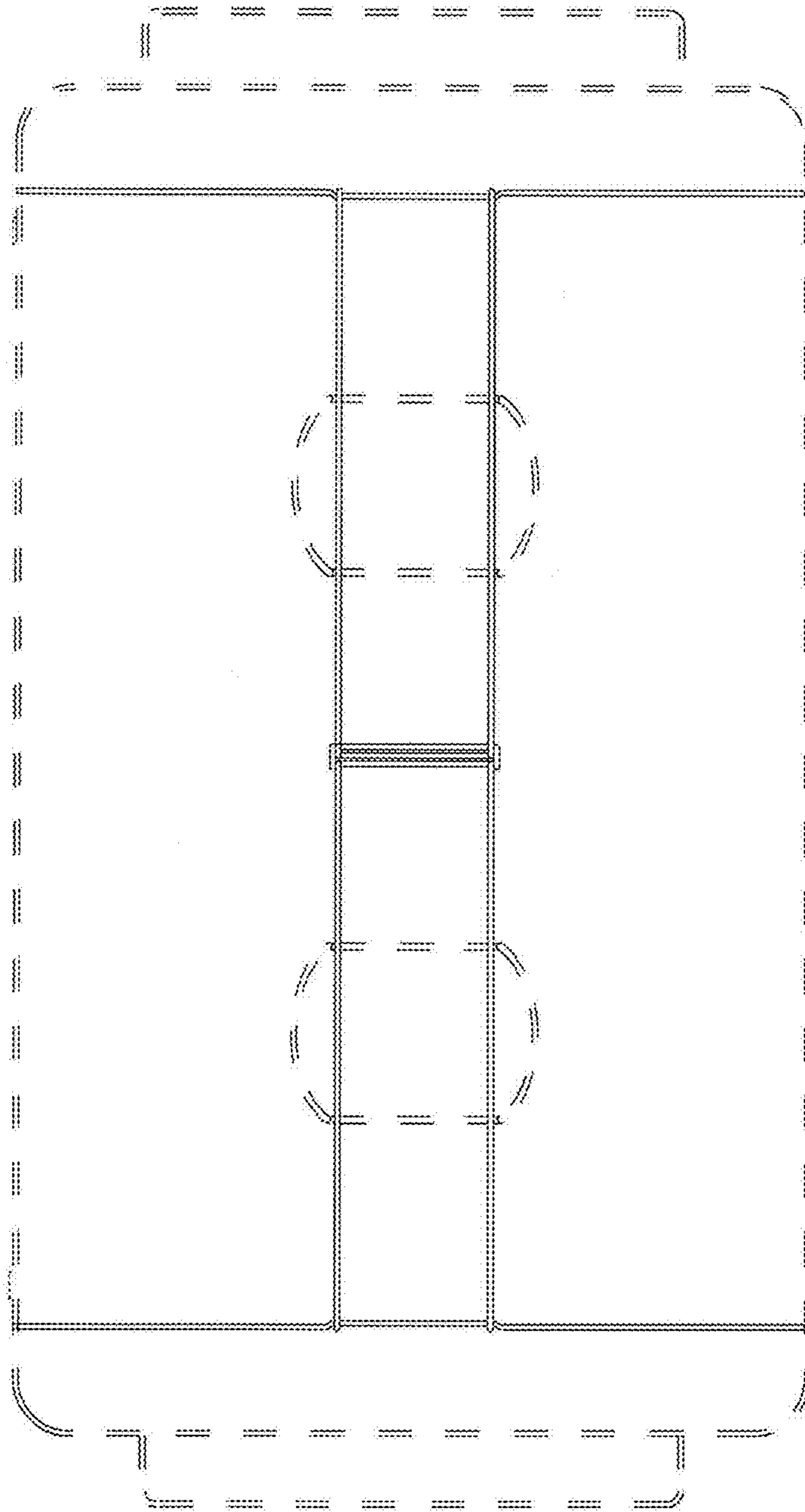


FIG. 2

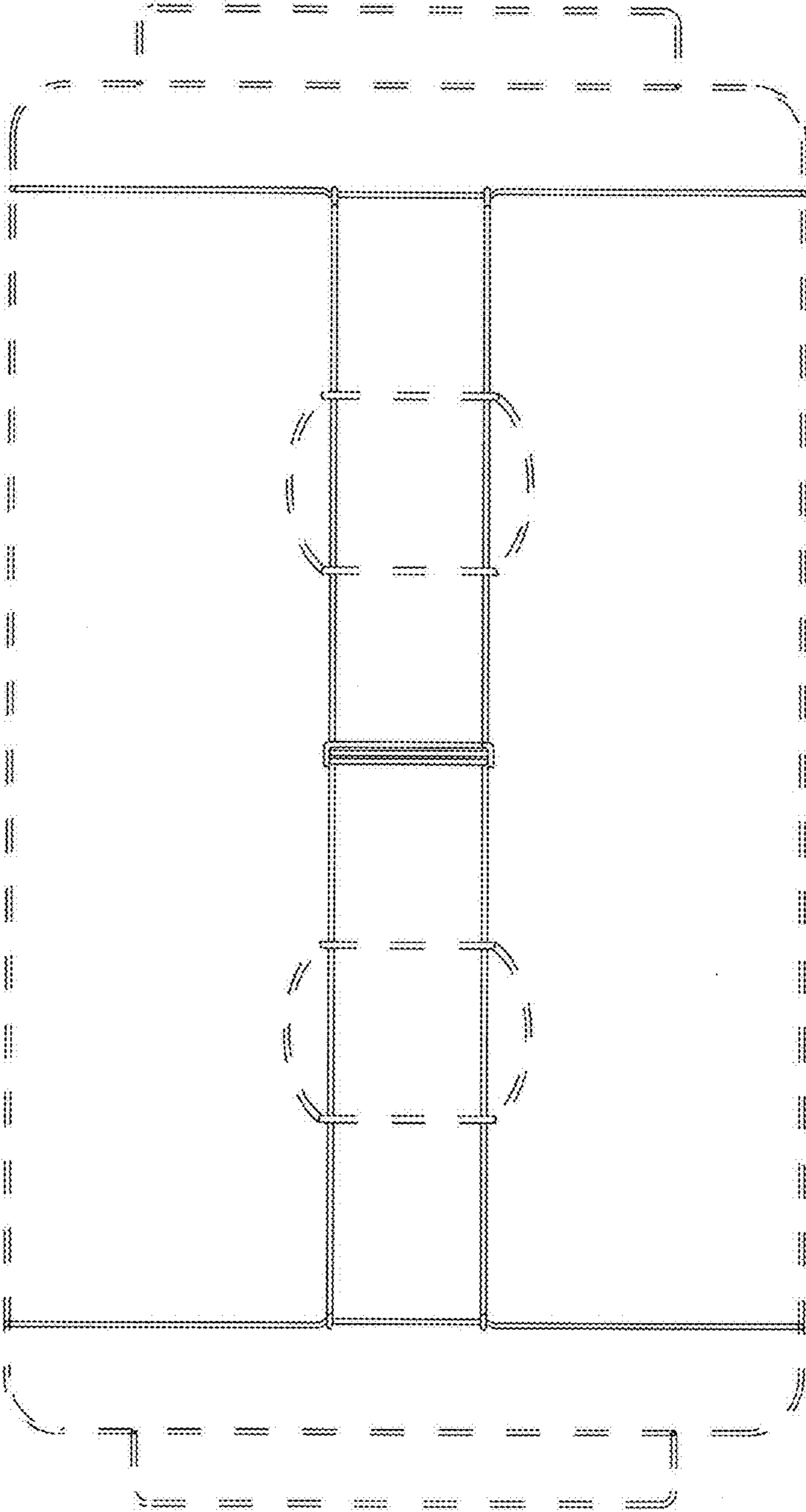


FIG. 3

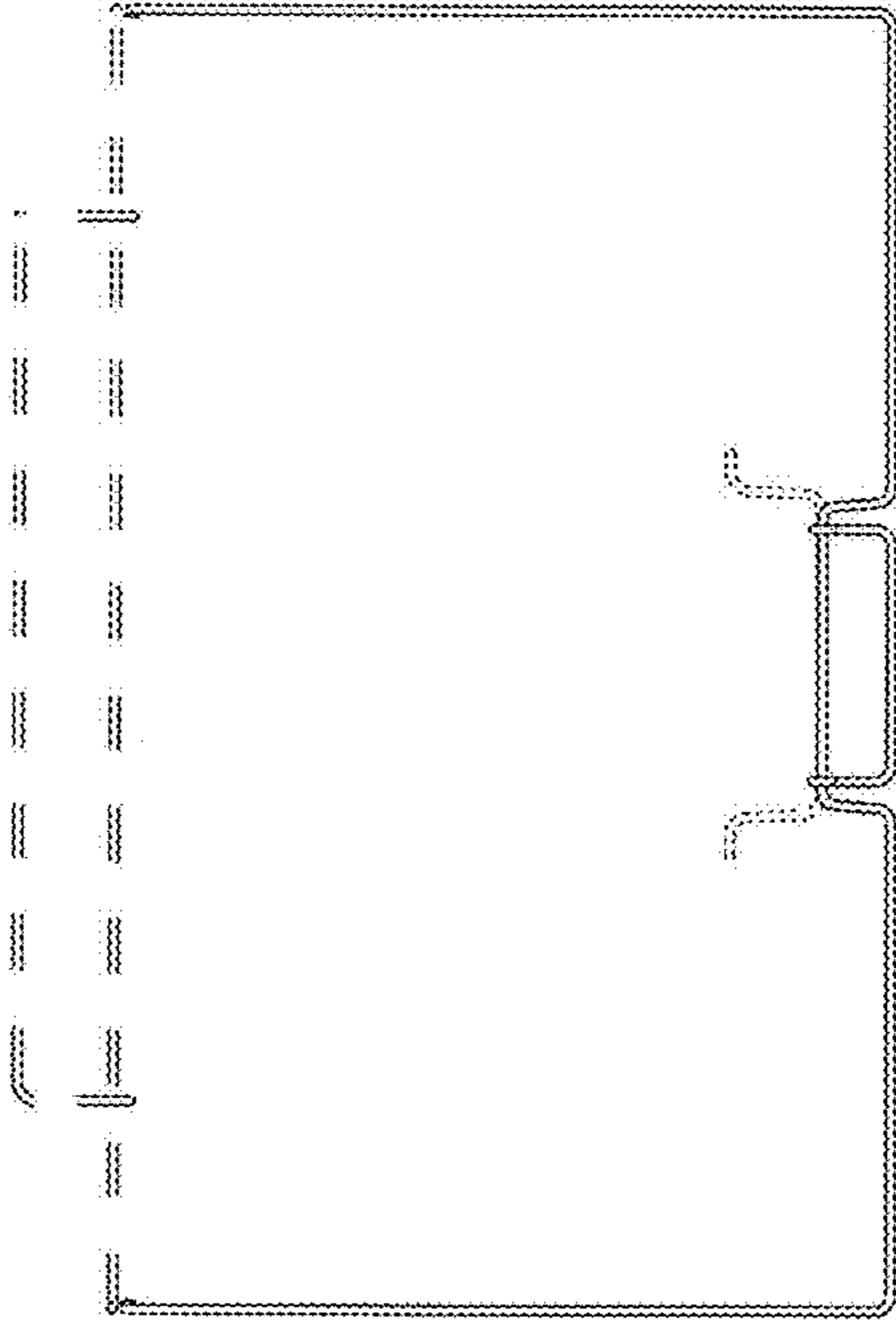


FIG. 4