



US00D809319S

(12) **United States Design Patent** (10) **Patent No.:** **US D809,319 S**
Green et al. (45) **Date of Patent:** **** Feb. 6, 2018**

(54) **DISPLAY STRUCTURE**

7/00; A47F 7/283; A47F 2/00; A47F 9/00; E04B 2002/7483; E04B 2002/7488

See application file for complete search history.

(71) Applicant: **Apple Inc.**, Cupertino, CA (US)

(72) Inventors: **Christopher M. Green**, Woodside, CA (US); **Sam Brown**, Sunnyvale, CA (US); **Kully Kraig Mandon**, San Francisco, CA (US); **Casey Feeney**, Los Gatos, CA (US); **Jean-Marc Gady**, Los Altos, CA (US); **Bridget Cinquegrano**, San Francisco, CA (US); **Taylor Hoff**, San Francisco, CA (US); **Kristen Ernst**, Campbell, CA (US)

(56) **References Cited**

U.S. PATENT DOCUMENTS

D533,734 S	12/2006	Campbell	
D591,079 S	4/2009	Singler et al.	
D693,156 S	11/2013	Hamm et al.	
D741,091 S	10/2015	Tio et al.	
D757,465 S *	5/2016	Woelfel D6/672
D758,105 S	6/2016	Taraczky	

(Continued)

FOREIGN PATENT DOCUMENTS

JP	D649674	4/1985
----	---------	--------

OTHER PUBLICATIONS

Apple Inc, Display structure ,retrived on Jul. 5, 2016, 1/1—© Questel, URL:www.orbit.com, pp. 1-4.

(Continued)

Primary Examiner — Wan Laymon
Assistant Examiner — Mark Booker

(74) *Attorney, Agent, or Firm* — Sterne, Kessler, Goldstein & Fox P.L.L.C.

(57) **CLAIM**

The ornamental design for a display structure, as shown and described.

DESCRIPTION

FIG. 1 is a top right perspective view of a display structure showing the claimed design;
FIG. 2 is a bottom left perspective view thereof;
FIG. 3 is a front view thereof;
FIG. 4 is a rear view thereof;
FIG. 5 is a left side view thereof;
FIG. 6 is a right side view thereof;
FIG. 7 is a top view thereof; and,

(Continued)

(73) Assignee: **Apple Inc.**, Cupertino, CA (US)

(**) Term: **15 Years**

(21) Appl. No.: **29/580,750**

(22) Filed: **Oct. 12, 2016**

Related U.S. Application Data

(63) Continuation of application No. 29/526,385, filed on May 8, 2015, now Pat. No. Des. 769,021.

(51) **LOC (11) Cl.** **06-06**

(52) **U.S. Cl.**
USPC **D6/553**

(58) **Field of Classification Search**

USPC D6/553, 560, 672, 684; D23/271; 108/59, 108, 161; 211/42, 44-45, 48, 50, 211/74, 90.01, 133.1; 312/7.2, 8.16, 9.1, 312/107-108, 117-119, 138.1, 204, 205, 312/224, 237, 257.1, 241, 249.11, 312/278-279, 334.19, 348.4
CPC A47F 5/003; A47F 5/08; A47F 5/16; A47F

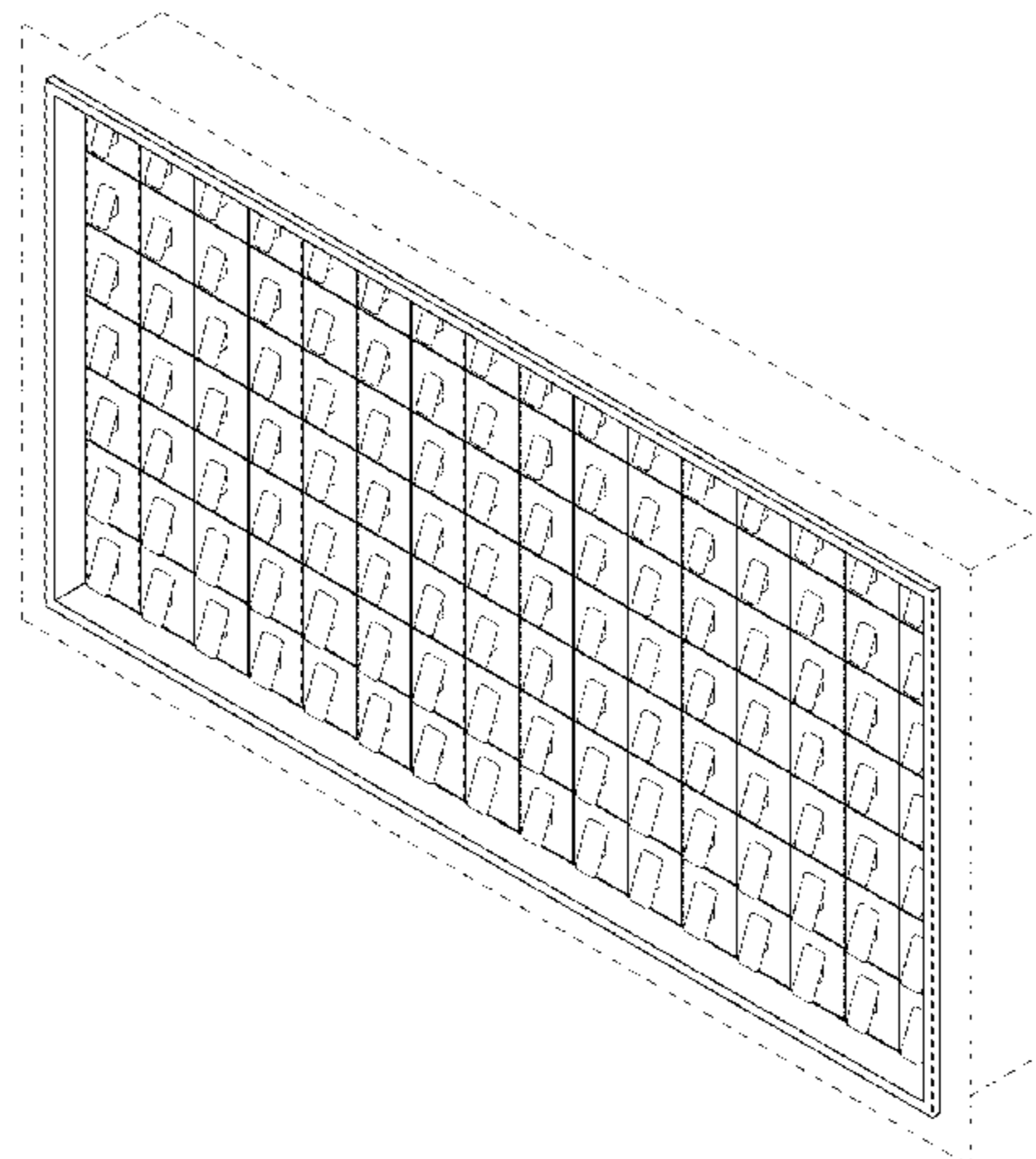


FIG. 8 is a bottom view thereof.
The broken lines in the figures show portions of the display structure or environment that form no part of the claimed design.

1 Claim, 6 Drawing Sheets

(56)

References Cited

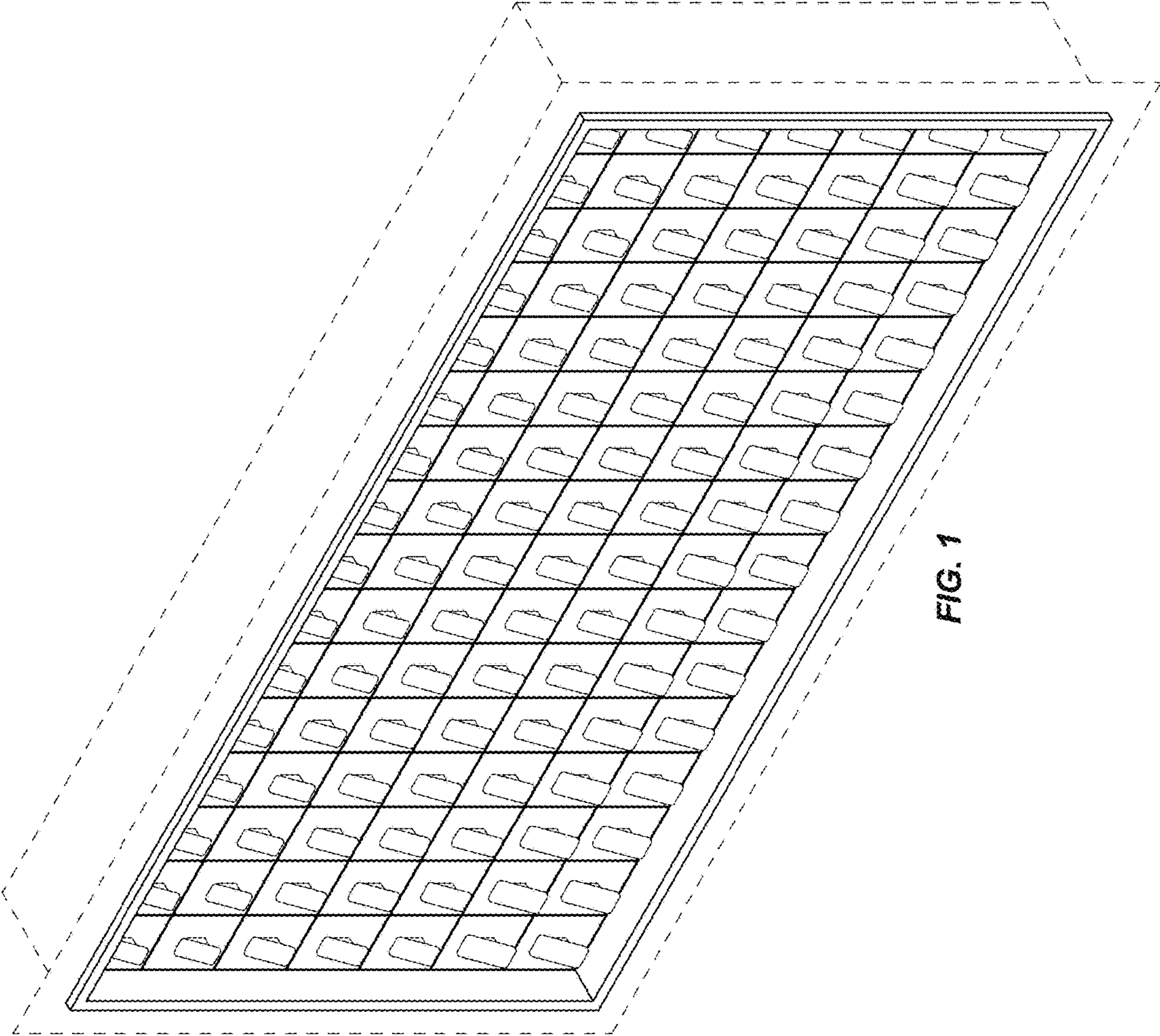
U.S. PATENT DOCUMENTS

D758,106 S 6/2016 Hamm et al.
D769,021 S * 10/2016 Green D6/560
D785,975 S * 5/2017 Thaler D6/673
D785,980 S * 5/2017 Brown D6/675.3
2013/0284684 A1 10/2013 Stukenberg et al.

OTHER PUBLICATIONS

Design Protect, 2009, (JPO Document HJ24900085).
Moebel Interior Design, Jan. 2012, p. 59, (JPO Document No. HB23006768).

* cited by examiner



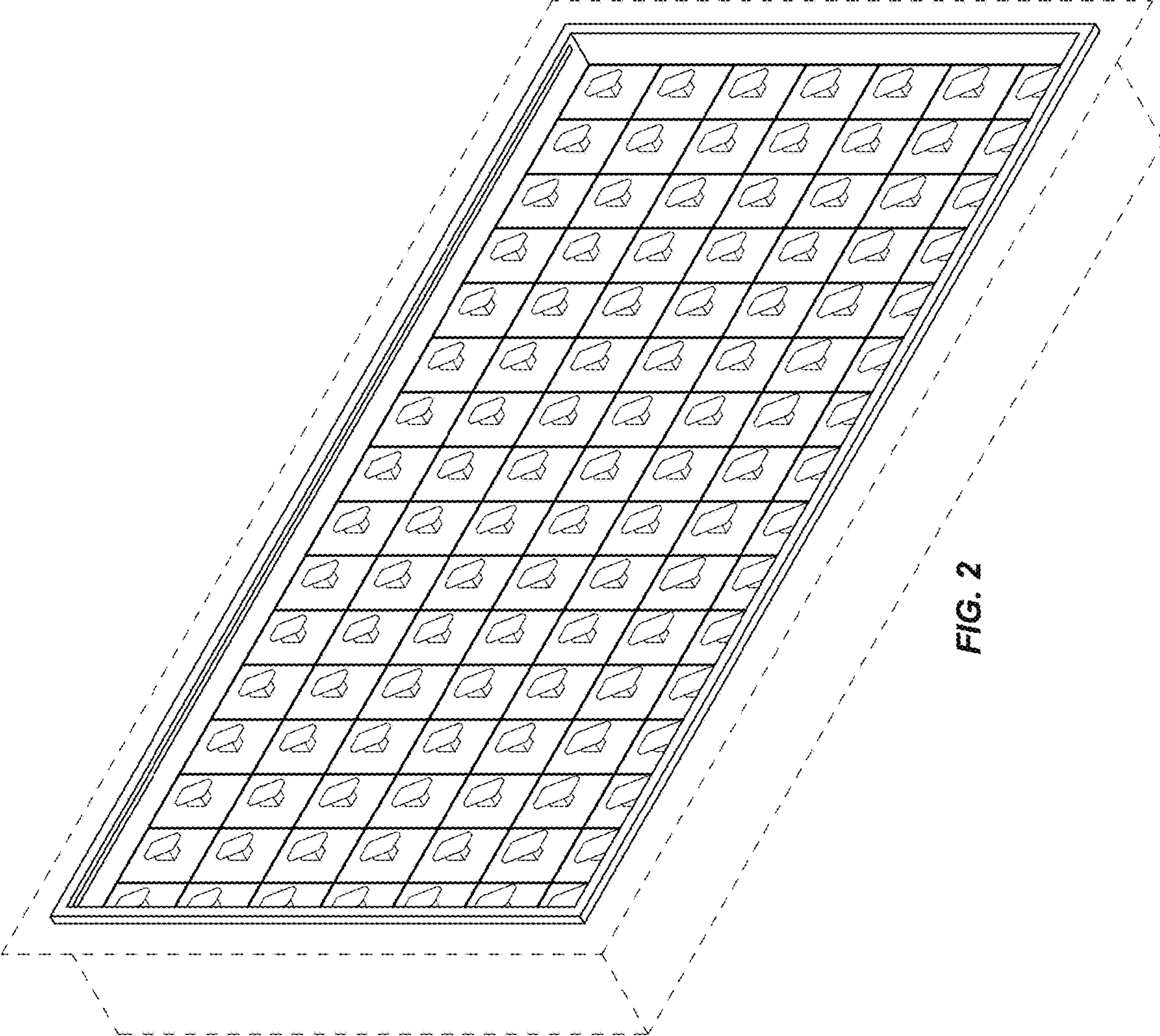


FIG. 2




FIG. 3



FIG. 4




FIG. 6




FIG. 5




FIG. 7




FIG. 8