



US00D809309S

(12) **United States Design Patent**
Theesfeld

(10) **Patent No.:** **US D809,309 S**

(45) **Date of Patent:** **** Feb. 6, 2018**

(54) **STOOL TOP**

(71) Applicant: **Jeff Theesfeld**, East Greenville, PA
(US)

(72) Inventor: **Jeff Theesfeld**, East Greenville, PA
(US)

(73) Assignee: **PS Furniture, Inc.**, Milwaukee, WI
(US)

(**) Term: **15 Years**

(21) Appl. No.: **29/567,589**

(22) Filed: **Jun. 10, 2016**

(51) **LOC (11) Cl.** **06-01**

(52) **U.S. Cl.**
USPC **D6/349**

(58) **Field of Classification Search**
USPC D6/349-353, 358-360, 364-367, 374,
D6/403-405, 601, 691-691.9, 692-692.6,
D6/703.6, 703.7, 705
CPC A47C 9/00-9/105; A47C 7/00-7/02; A47C
16/00-16/04; A47B 7/00-7/02; A47B
3/00; A47B 3/02; A47B 3/04; A47B 3/12
See application file for complete search history.

(56) **References Cited**

U.S. PATENT DOCUMENTS

3,797,695	A *	3/1974	Law	A47C 9/10 108/118
D277,432	S *	2/1985	Appel	D6/364
5,172,642	A *	12/1992	Iannuzzelli	A47B 7/02 108/25
D406,470	S *	3/1999	Lin	D6/349
D579,675	S *	11/2008	Paterson	D6/349
D586,574	S *	2/2009	Gomree	D6/350

D625,931	S *	10/2010	Estrup	D6/349
D647,313	S *	10/2011	Chen	D6/364
D671,757	S *	12/2012	Walker	D6/349
D681,967	S	5/2013	Schoolmeester et al.		
D689,704	S *	9/2013	Maggiar	D6/351
9,010,867	B2	4/2015	Martin et al.		
D748,403	S *	2/2016	Walser	D6/352
D767,290	S *	9/2016	Walser	D6/352
2013/0341988	A1 *	12/2013	Walker	A47C 9/10 297/423.17
2015/0351549	A1	12/2015	Chadwick et al.		

OTHER PUBLICATIONS

Müm™. [online] Published date unknown. Retrieved Jun. 13, 2017 from URL: <<http://www.psfurniture.com/products/seating/mum>>.*
Made in America: 20 Year PS Furniture Employee Jan Miller. Published Apr. 19, 2017. Retrieved Jun. 13, 2017 from URL: <<http://psfurniture.com/blog>>.*

* cited by examiner

Primary Examiner — Vy N Koenig
(74) *Attorney, Agent, or Firm* — Bradley Arant Boulton Cummings LLP; Phillip E. Walker; Timothy L. Capria

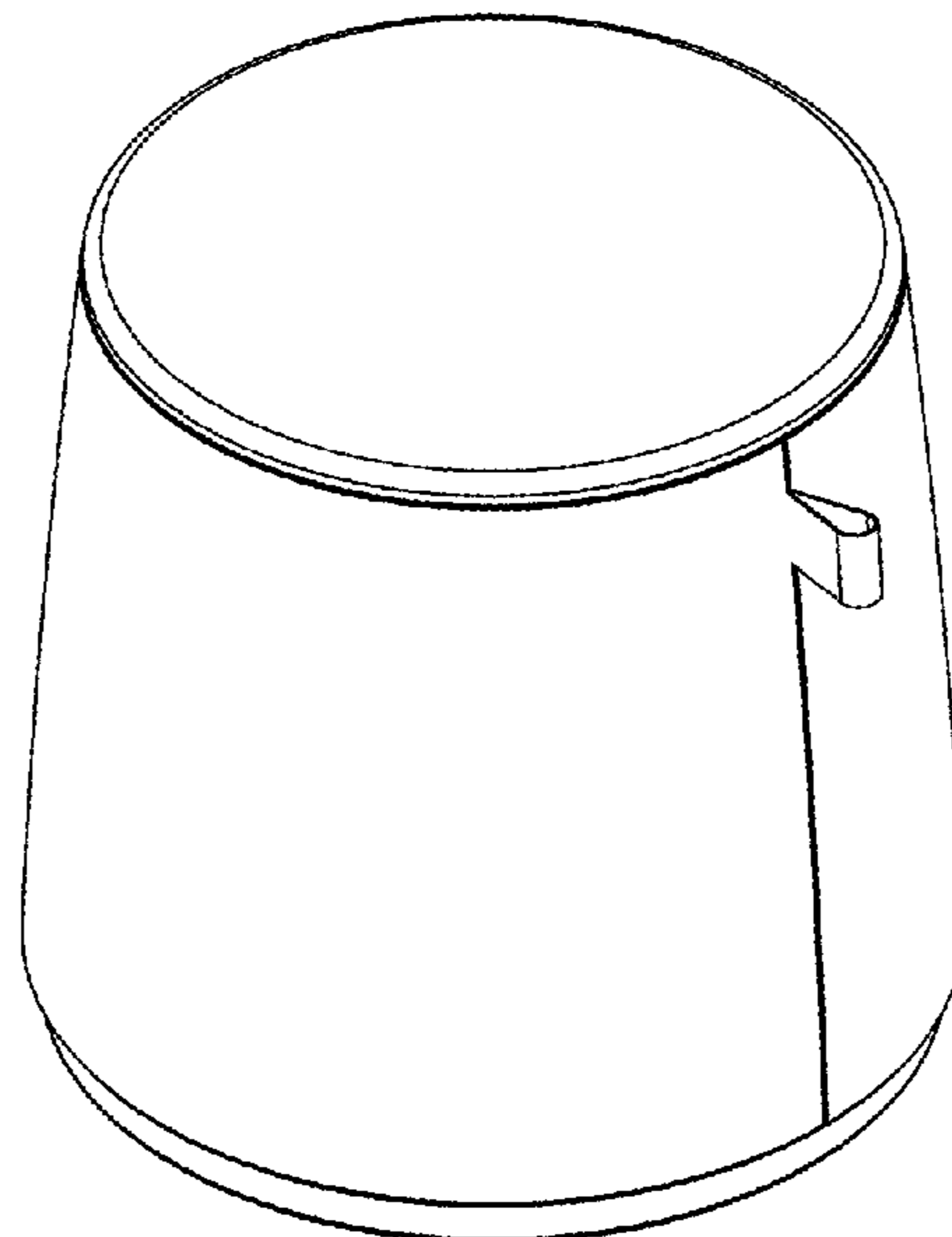
(57) **CLAIM**

What is claimed is the ornamental design for a stool top, as shown and described.

DESCRIPTION

FIG. 1 is a front and right perspective view of a stool top showing my new design;
FIG. 2 is a right side elevation view thereof;
FIG. 3 is a front elevation view thereof, with the rear elevation view being a mirror image of the front;
FIG. 4 is a top plan view thereof; and,
FIG. 5 is a bottom plan view thereof.

1 Claim, 5 Drawing Sheets



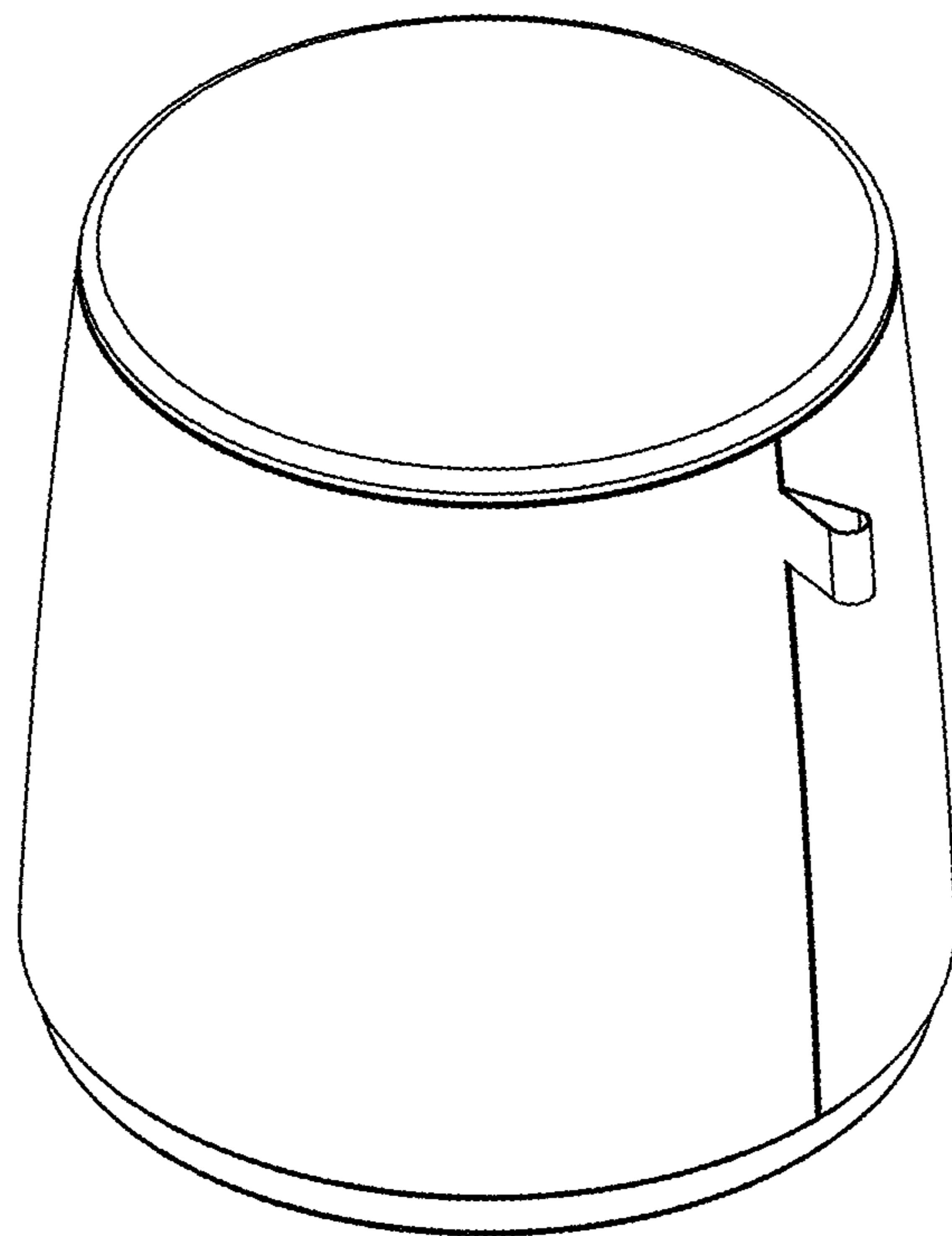


FIG. 1

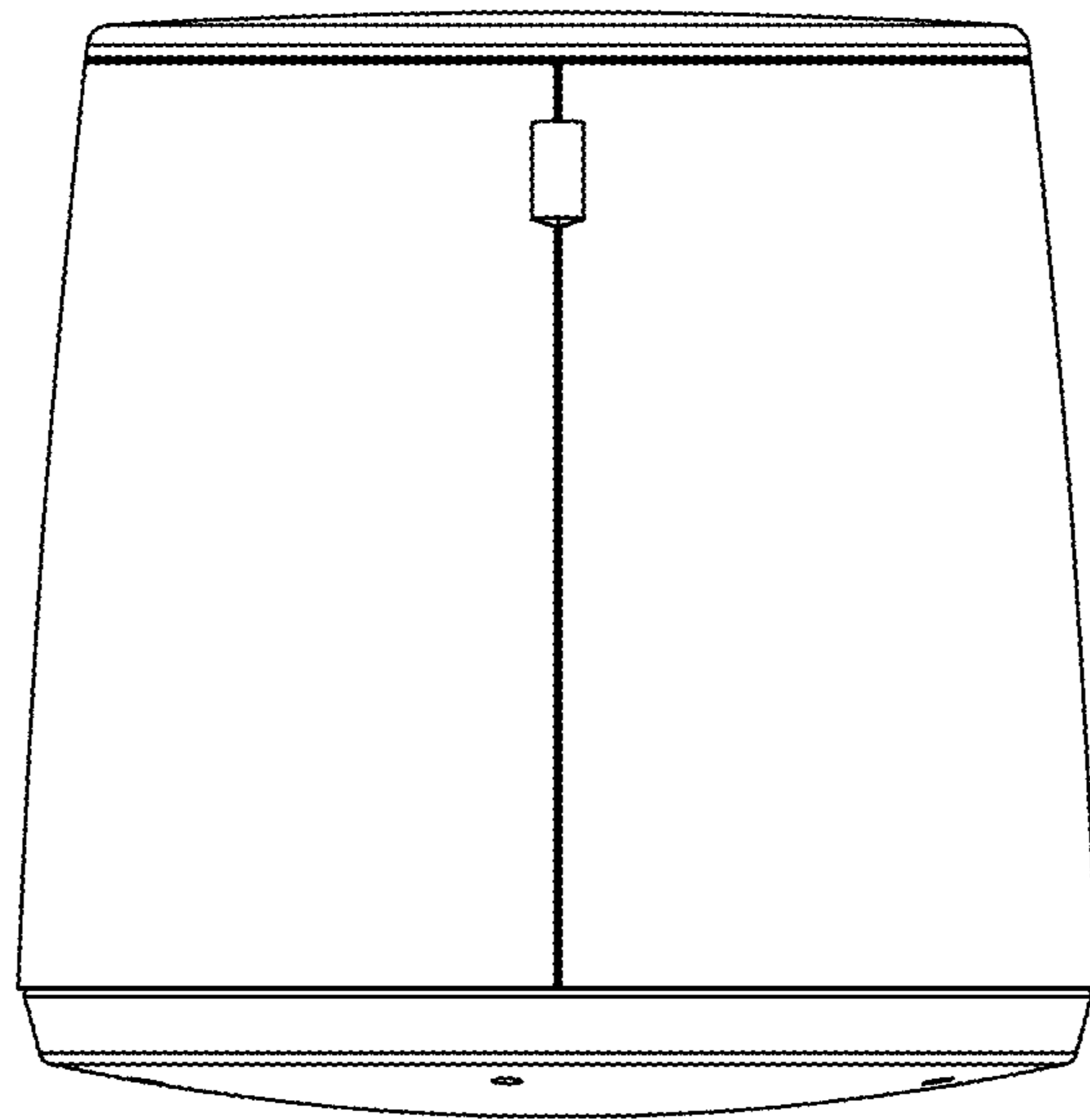


FIG. 2

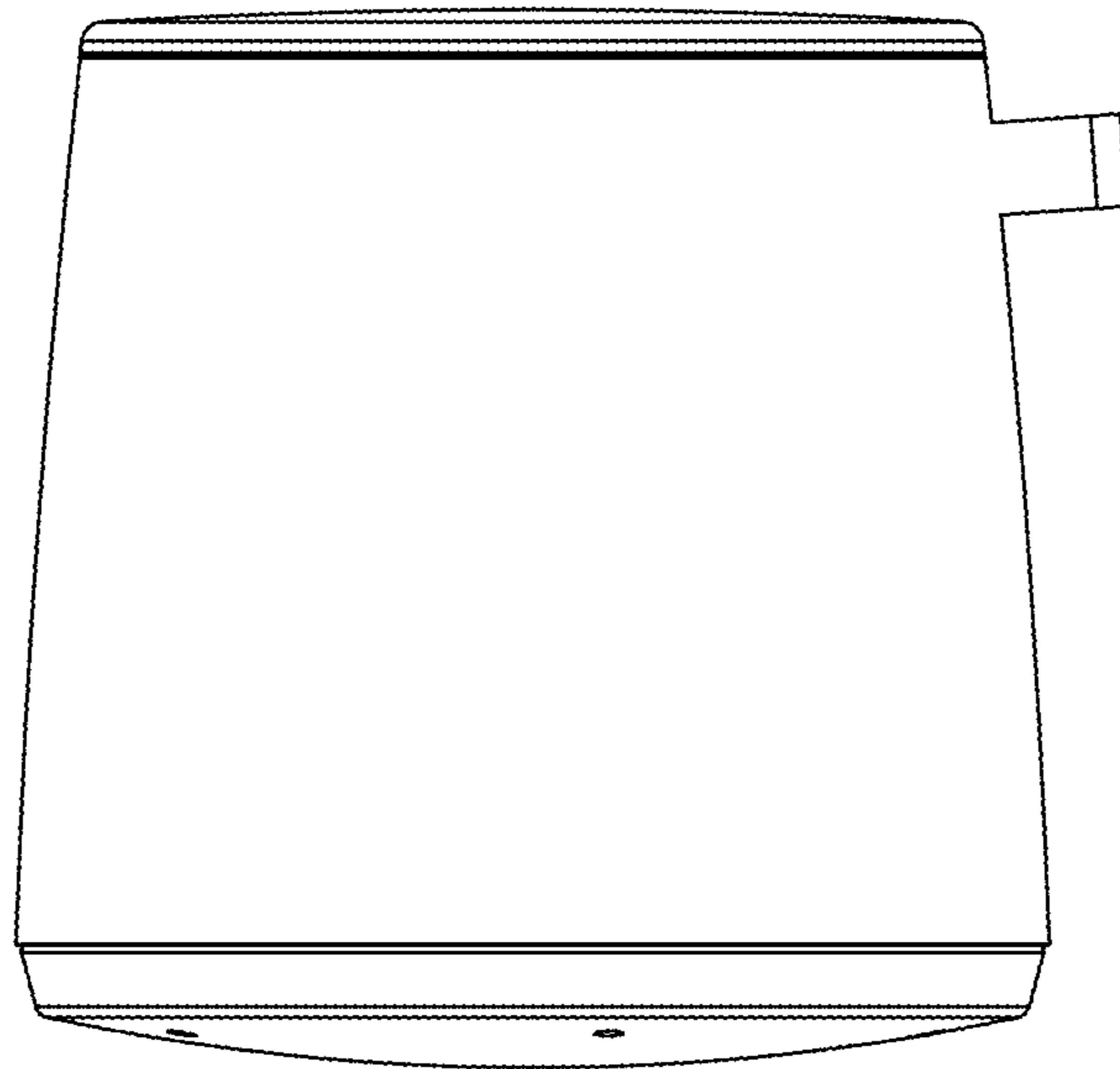


FIG. 3

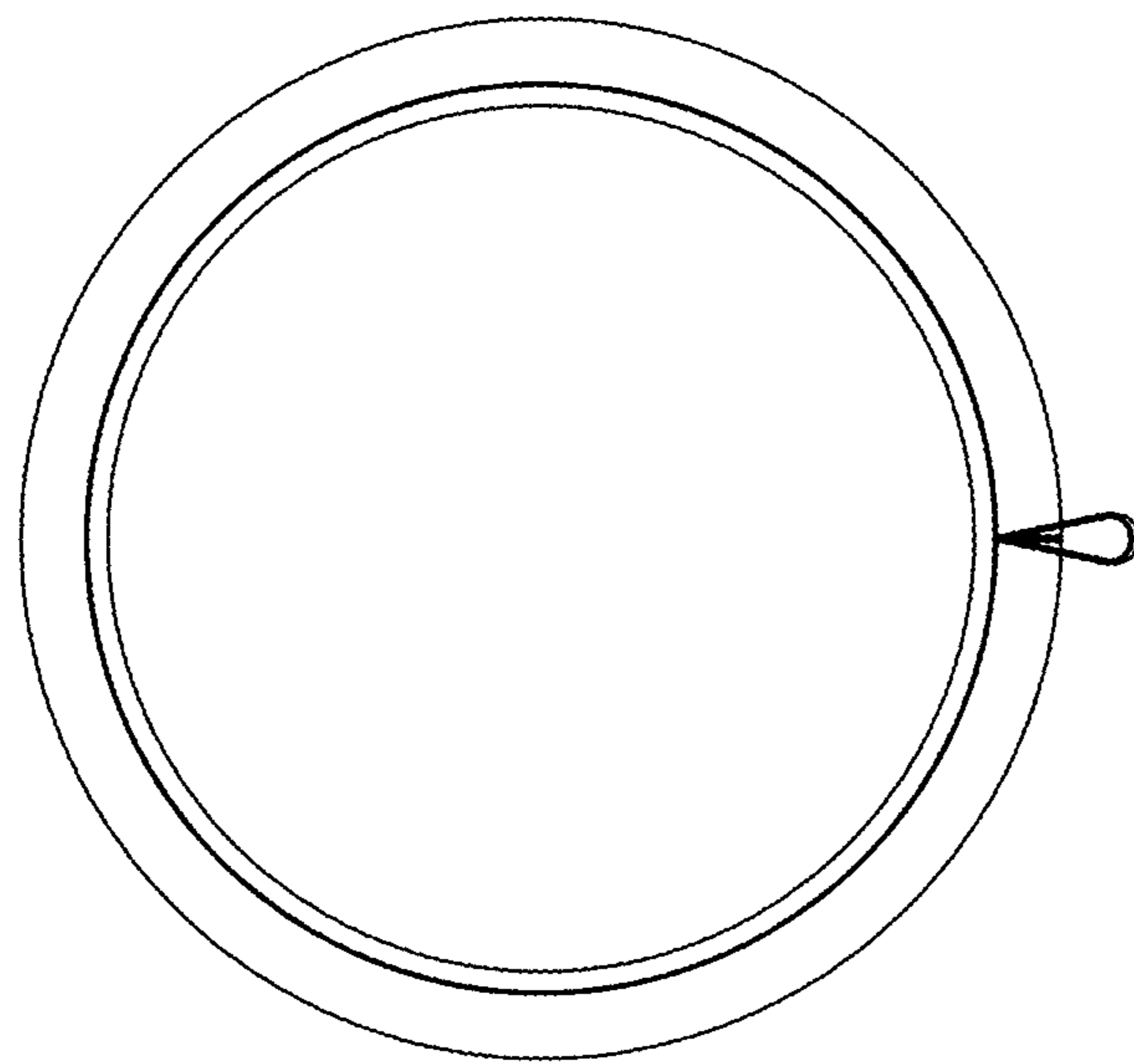


FIG. 4

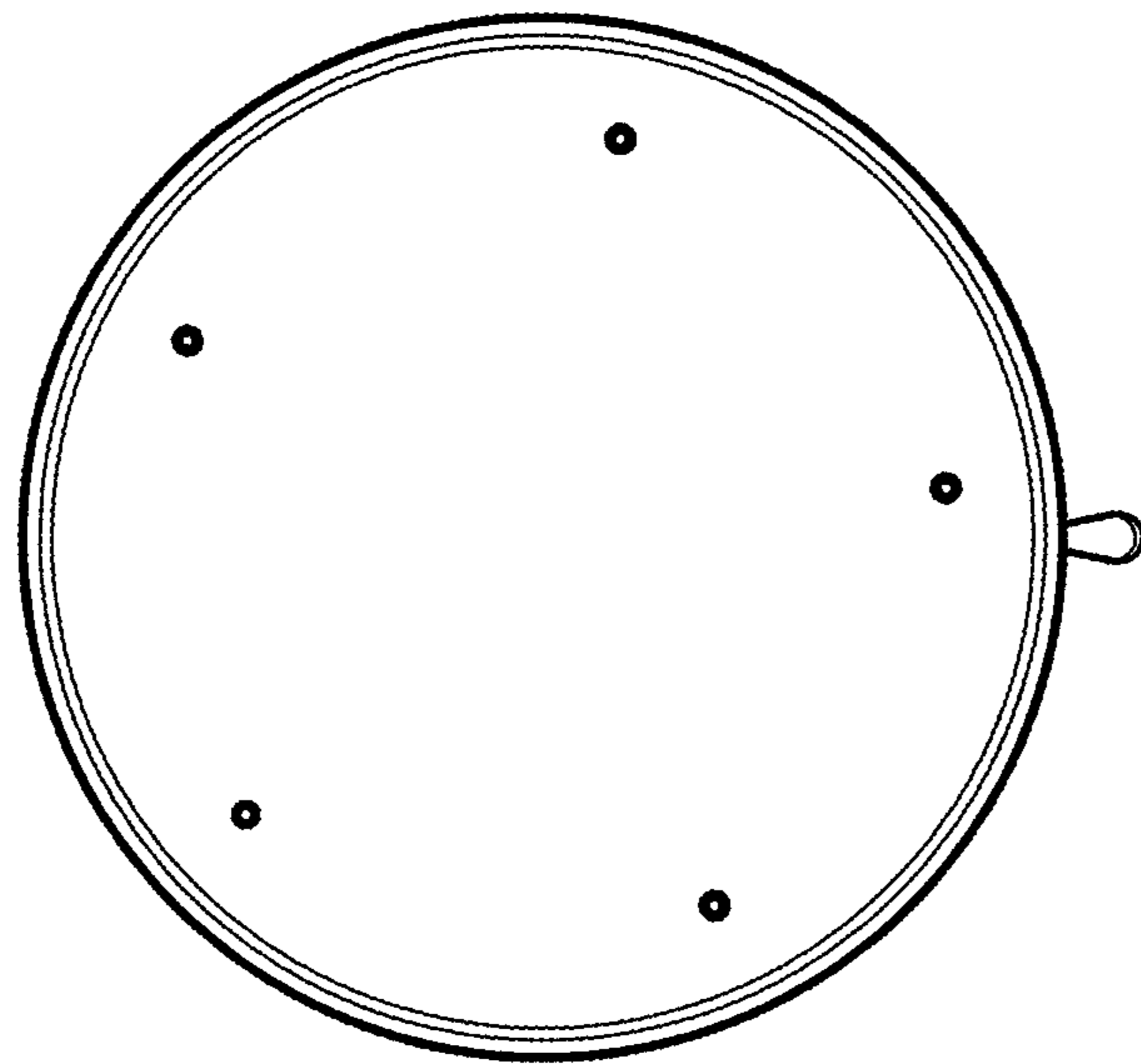


FIG. 5