



US00D809305S

(12) **United States Design Patent** (10) **Patent No.:** **US D809,305 S**
Brown et al. (45) **Date of Patent:** **** Feb. 6, 2018**

- (54) **BRUSH**
- (71) Applicant: **Goody Products, Inc.**, Atlanta, GA (US)
- (72) Inventors: **Roberta Celeste Brown**, Kalamazoo, MI (US); **Sandra Josephine Manges**, Lawrenceville, GA (US); **Gerald N. Hunsburger**, Cumming, GA (US)
- (73) Assignee: **Goody Products, Inc.**, Atlanta, GA (US)
- (**) Term: **14 Years**
- (21) Appl. No.: **29/508,812**
- (22) Filed: **Nov. 11, 2014**
- (51) **LOC (11) Cl.** **04-99**
- (52) **U.S. Cl.**
USPC **D4/138**
- (58) **Field of Classification Search**
USPC D4/100-102, 104, 108-113, 116, 117, D4/119, 121, 127-135, 136, 137, 138, D4/199; D34/29, 35; D30/158, 159; D28/23, 30, 31, 41, 63; D8/107; D7/395, 401.2; 132/120; 15/1, 104.001, 15/104.94, 143.1, 159.1, 160, 186-188, 15/244.1, 244.4
CPC A46B 9/023; A46B 2200/104
See application file for complete search history.

- (56) **References Cited**
U.S. PATENT DOCUMENTS
D417,553 S * 12/1999 Davila D4/138
D425,310 S * 5/2000 Mangiameli D4/121
6,382,216 B1 * 5/2002 Clark A45D 24/42
132/147
D541,534 S * 5/2007 Leung D4/133
D586,563 S * 2/2009 Junting D4/138

- 7,526,829 B2 5/2009 Chang et al.
- 7,690,733 B2 4/2010 Spitale et al.
- D638,221 S * 5/2011 Liao D4/100
- D646,062 S * 10/2011 Leventhal D4/100
- D646,489 S * 10/2011 Little D4/133
- D679,910 S * 4/2013 Nimsgern D4/128
- D696,520 S * 12/2013 Kinoshita D4/136
- D721,507 S * 1/2015 Schuler D4/133
- D724,850 S * 3/2015 Schuler D4/133
- D750,896 S * 3/2016 Park D4/136
- 9,326,591 B2 * 5/2016 Nicoline A46B 9/023
- 2002/0066150 A1 * 6/2002 Bigio A46B 9/023
15/160
- 2008/0110471 A1 * 5/2008 Oliver A45D 24/02
132/148
- 2008/0148504 A1 * 6/2008 Kuo A45D 24/22
15/104.94
- 2009/0188062 A1 7/2009 Chudzik et al.
- 2015/0342334 A1 * 12/2015 Hickey A46B 9/023
15/160

(Continued)

Primary Examiner — Cynthia Ramirez
Assistant Examiner — Llorellys Martinez-Rivera
(74) *Attorney, Agent, or Firm* — Stephanie Chu

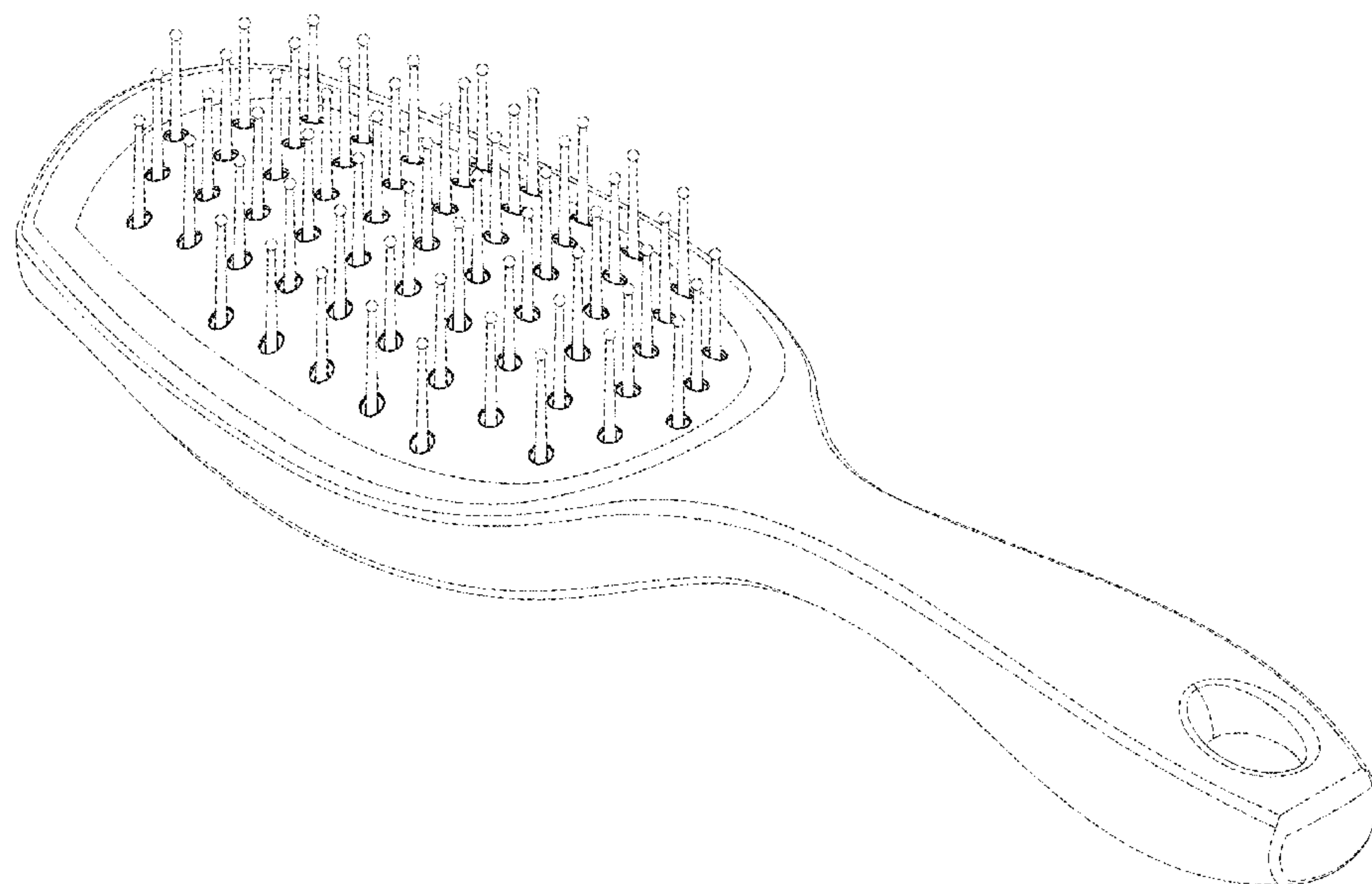
(57) **CLAIM**

The ornamental design for a brush, as shown and described.

DESCRIPTION

FIG. 1 is a perspective view of a brush showing our new design;
FIG. 2 is a front view thereof;
FIG. 3 is a back view thereof;
FIG. 4 is a left view thereof;
FIG. 5 is a right view thereof;
FIG. 6 is a bottom plan view thereof; and,
FIG. 7 is a top plan view thereof.
The broken lines in FIGS. 1 through 7 represent portions of the brush that form no part of the claimed design.

1 Claim, 7 Drawing Sheets



(56)

References Cited

U.S. PATENT DOCUMENTS

2015/0342335 A1* 12/2015 Nicoline A46B 9/023
15/160

* cited by examiner

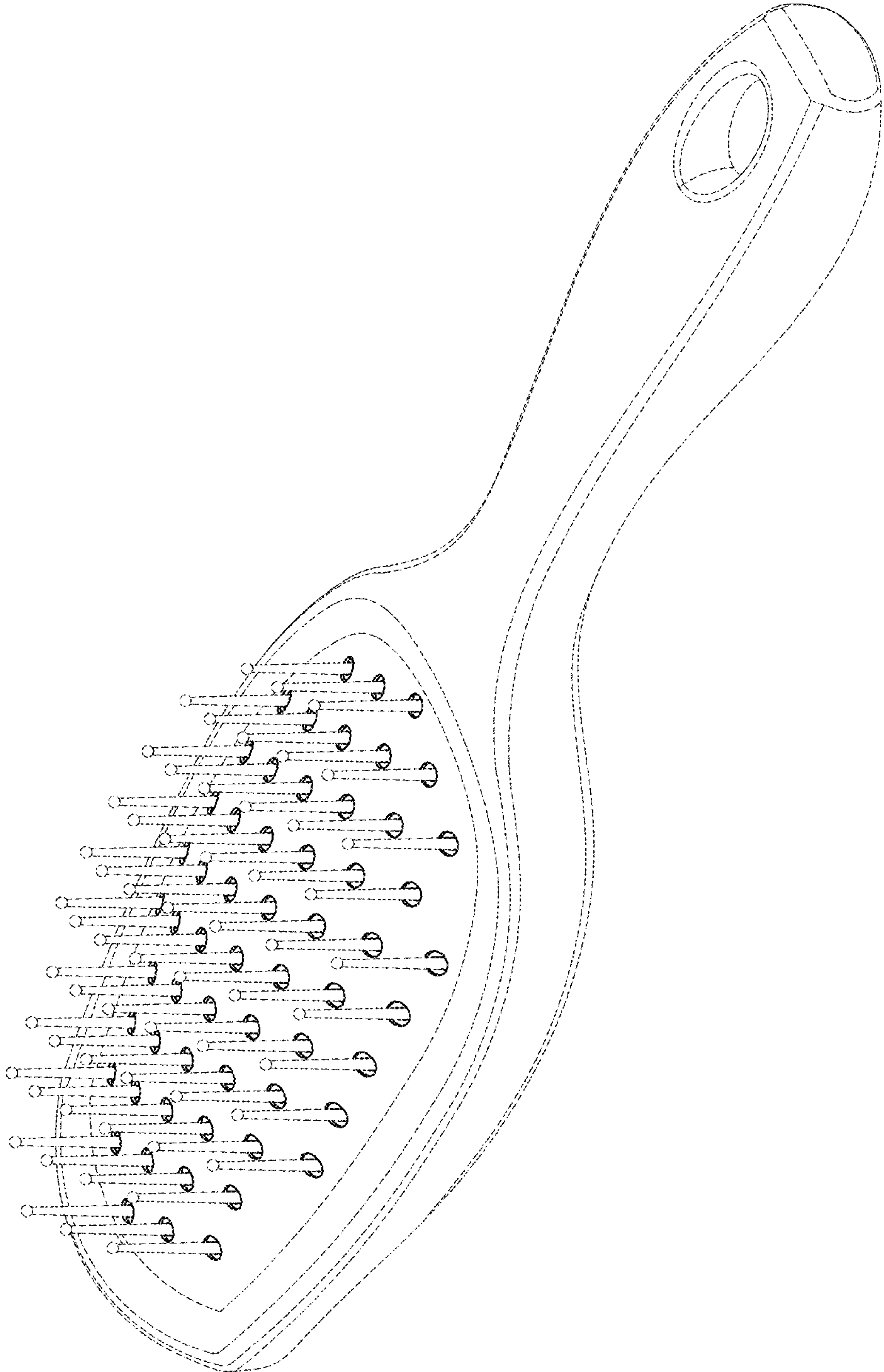


FIG. 1

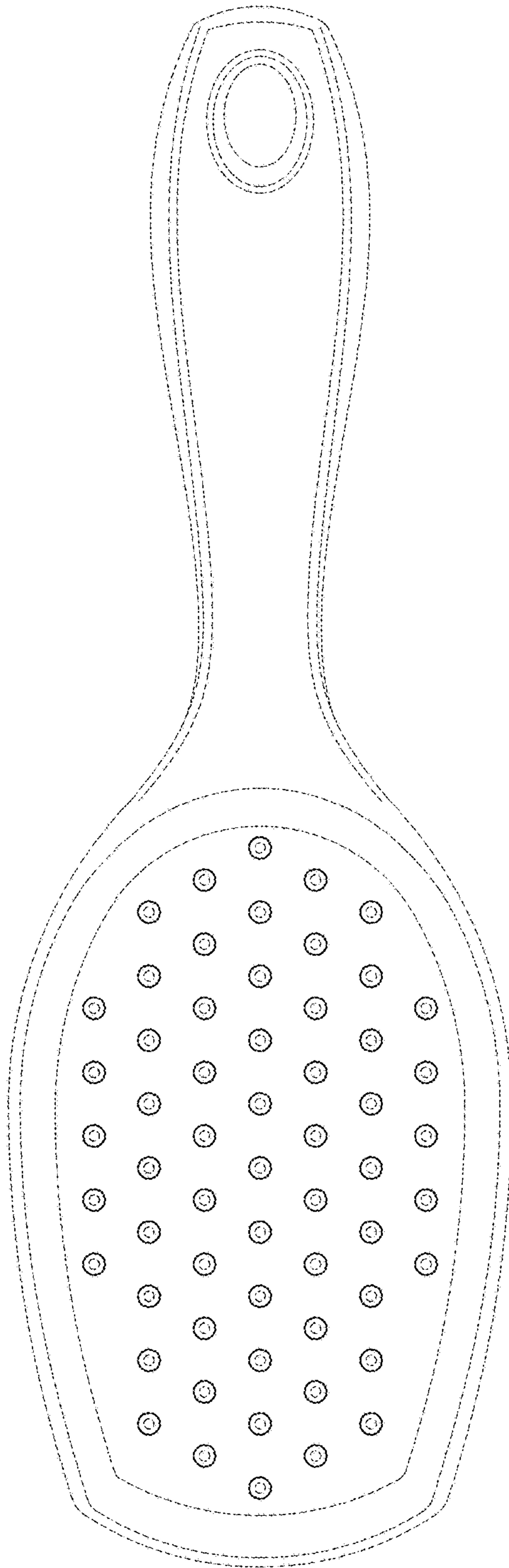


FIG. 2

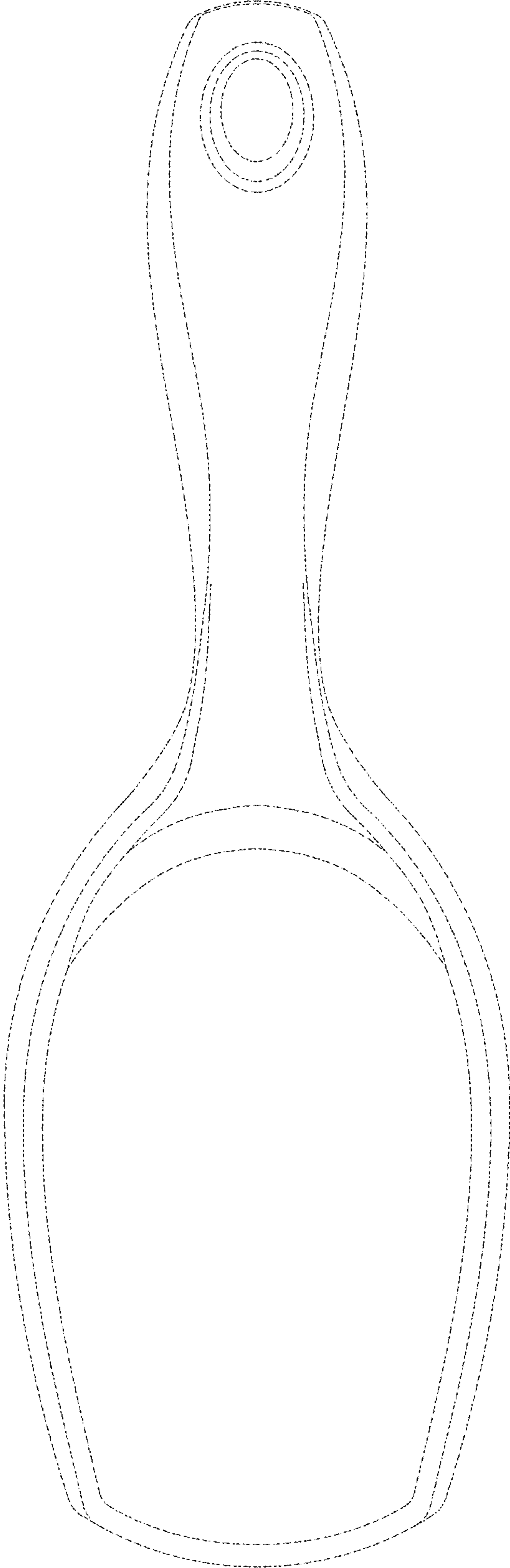


FIG. 3

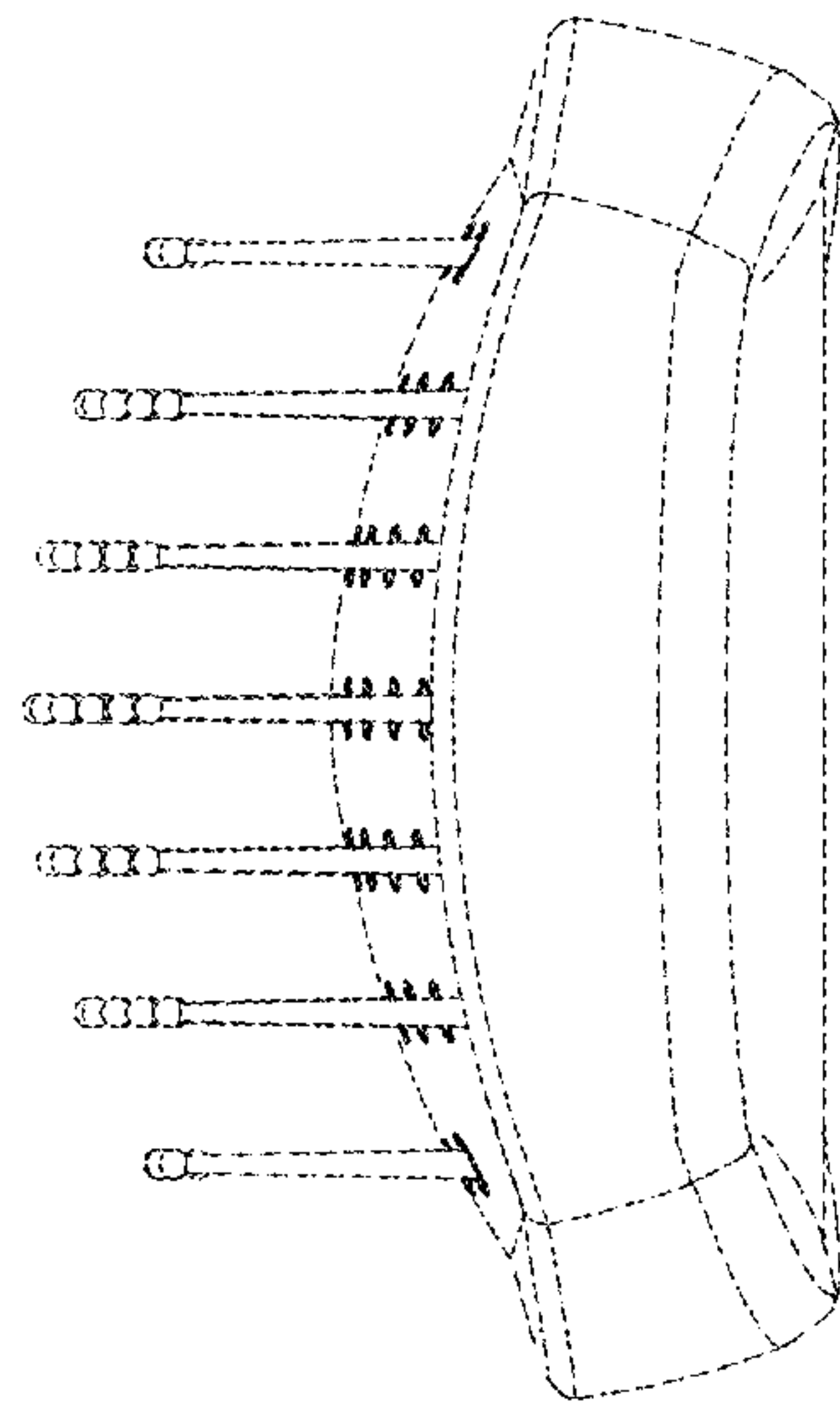


FIG. 4

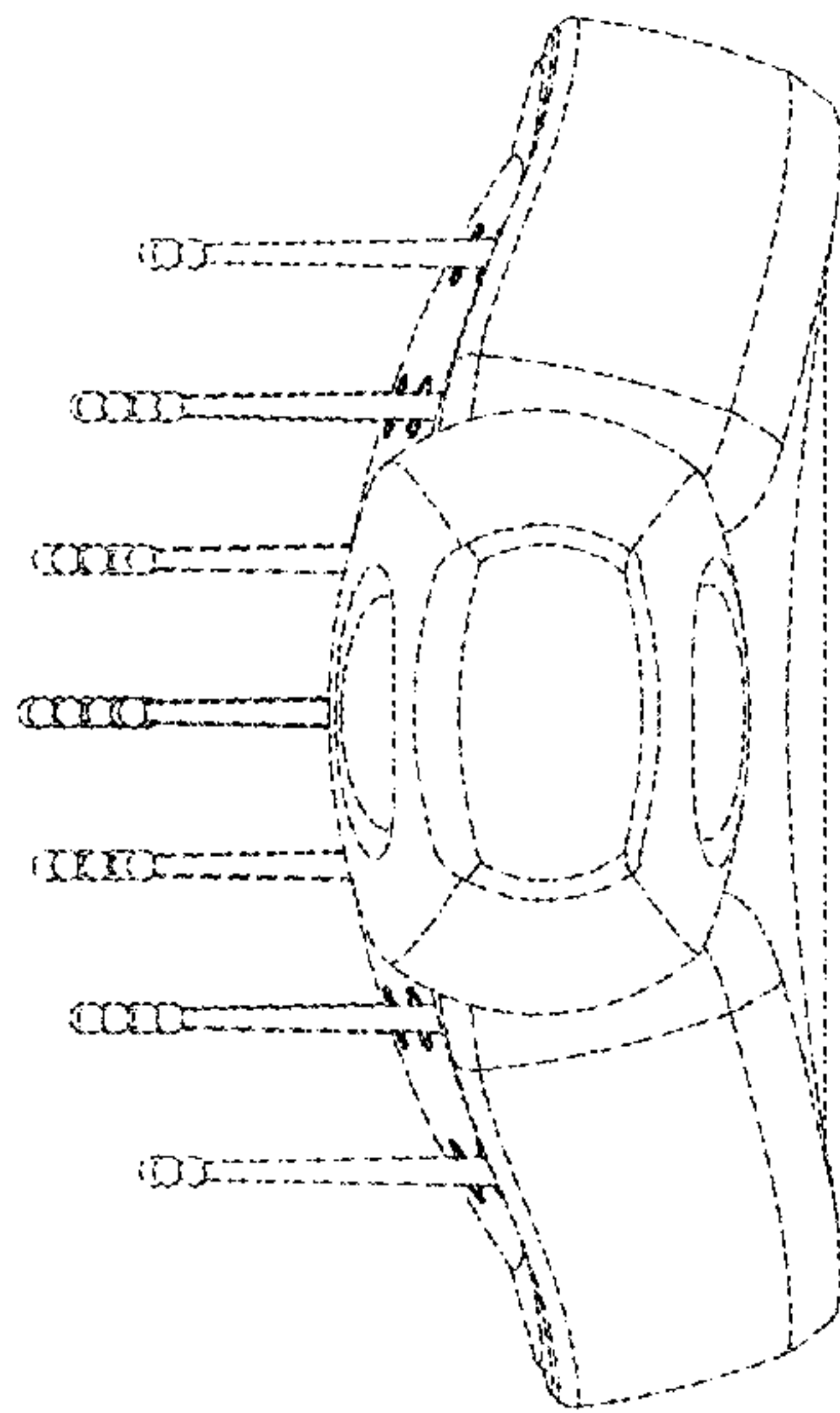


FIG. 5

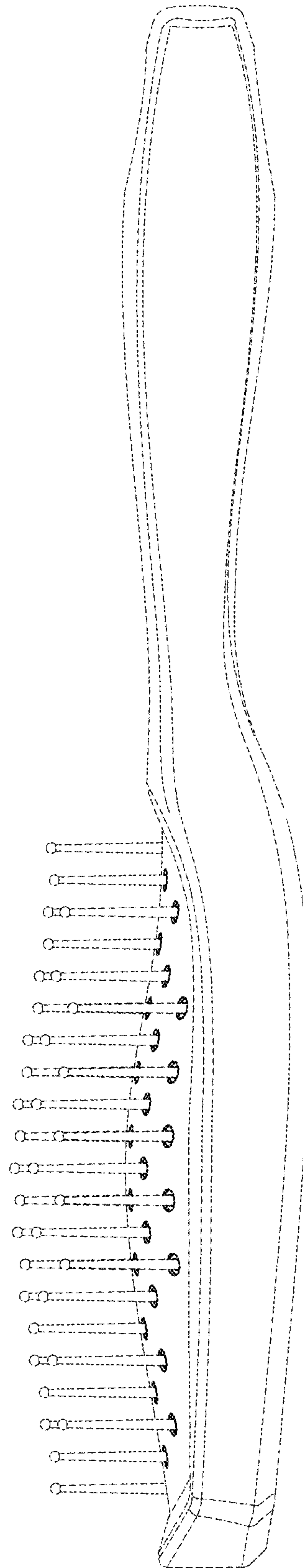


FIG. 6

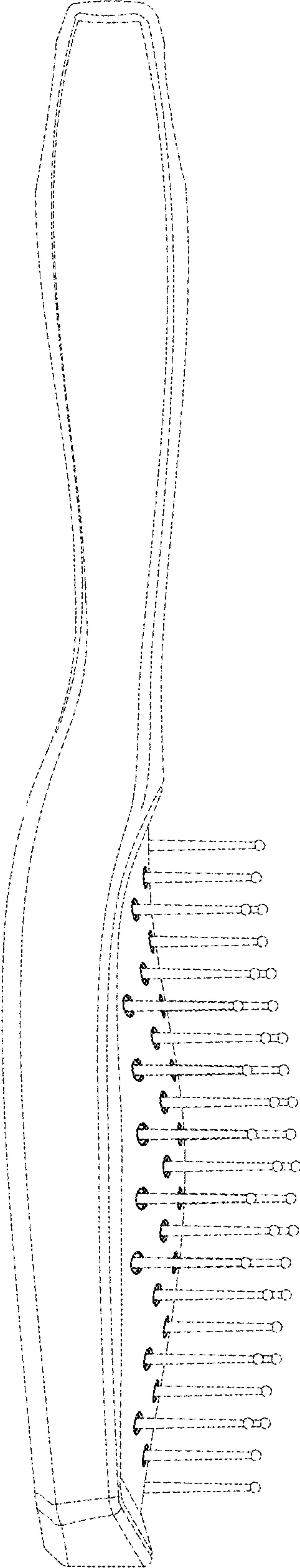


FIG. 7