



US00D809304S

(12) **United States Design Patent**  
**Tsukamoto**

(10) **Patent No.:** **US D809,304 S**

(45) **Date of Patent:** **\*\* Feb. 6, 2018**

- (54) **COSMETIC BRUSH**
- (71) Applicant: **Yasuhiro Tsukamoto**, Tokyo (JP)
- (72) Inventor: **Yasuhiro Tsukamoto**, Tokyo (JP)
- (73) Assignee: **SHISEIDO CO., LTD.**, Tokyo (JP)
- (\*\*) Term: **15 Years**

D267,508 S *	1/1983	Gupta .....	D24/147
D304,857 S *	11/1989	Nordin .....	D24/152
D316,880 S *	5/1991	Conlan .....	401/199
D331,650 S *	12/1992	Newman, Sr. ....	D32/35
D358,206 S *	5/1995	Smith .....	D4/104
5,531,582 A *	7/1996	Klinkhammer .....	A46B 3/005
			249/141
D685,192 S *	7/2013	Tronconi .....	D4/132
D787,057 S *	5/2017	Khoury .....	D24/147

- (21) Appl. No.: **29/581,933**
- (22) Filed: **Oct. 24, 2016**
- (51) **LOC (11) Cl.** ..... **04-02**
- (52) **U.S. Cl.**  
USPC ..... **D4/135**
- (58) **Field of Classification Search**  
USPC ..... D4/104, 105, 109, 110, 111, 113, 114,  
D4/115, 116, 117, 118, 119, 120, 121,  
D4/127, 128, 129, 130, 131, 132, 133,  
D4/134, 135, 136, 137, 138, 199;  
D8/107; D24/133, 146, 147, 152;  
D32/25, 32, 33, 39, 40, 41, 42  
CPC ..... A61C 3/005; A61C 9/002; A61C 3/03;  
A46B 5/02; A46B 9/02; A46B 2200/30;  
A46B 2200/1066  
See application file for complete search history.

**OTHER PUBLICATIONS**

Inkstroke Eyeliner Brush by Shiseido, shown in video snapshot ,  
The Beauty of Drama | 2017 Gel Eyeliner and Brush | Shiseido  
[on-line]. Posted to the Internet Mar. 28, 2017. Retrieved from the  
Internet Oct. 16, 2017. URL: See copy for full URL address. (1  
page) (Year: 2017).\*

\* cited by examiner

*Primary Examiner* — Karen E Eldridge Powers  
(74) *Attorney, Agent, or Firm* — Manabu Kanesaka

(57) **CLAIM**

The ornamental design for a cosmetic brush, as shown and  
described.

**DESCRIPTION**

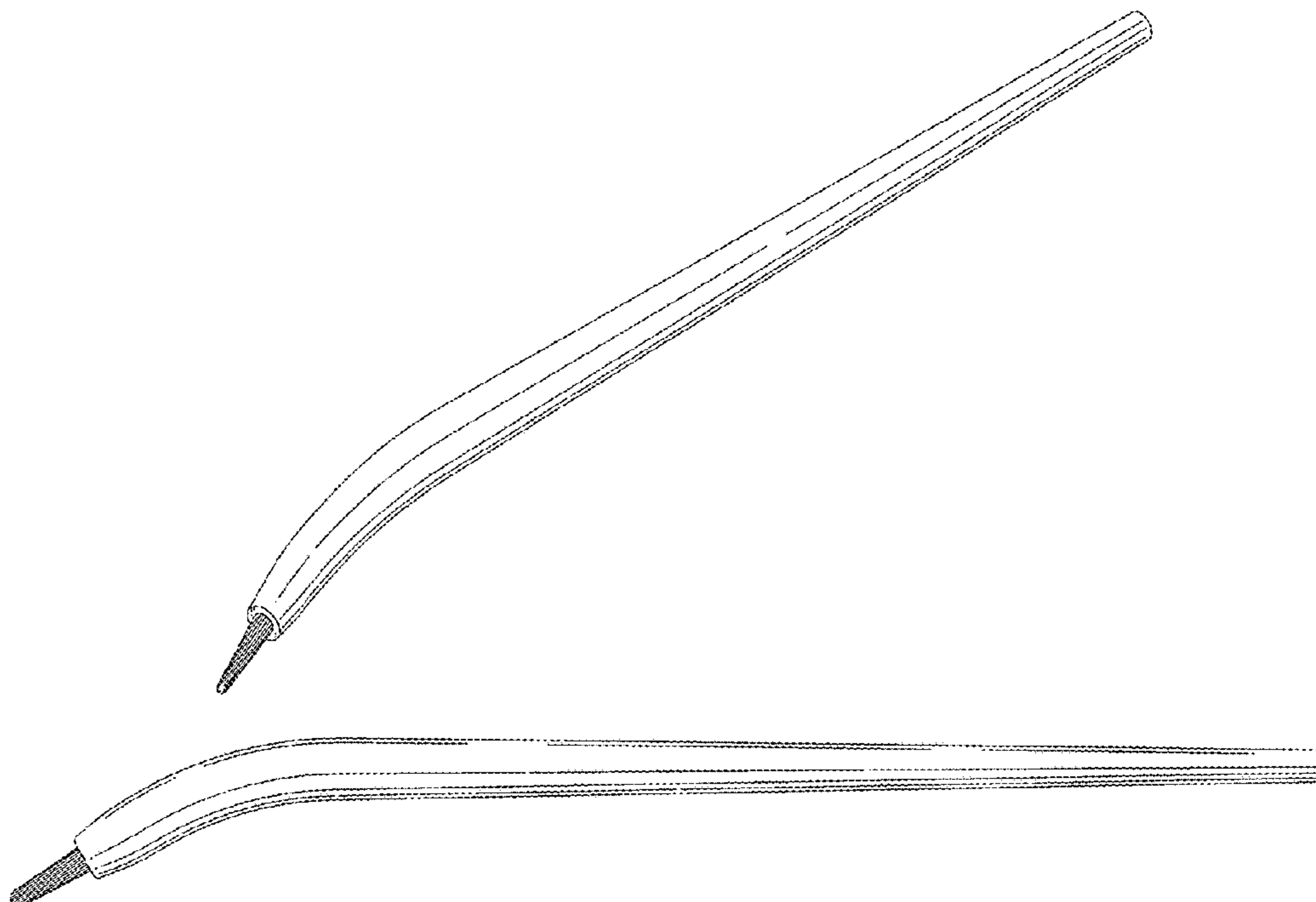
FIG. 1 is a perspective view of the cosmetic brush showing  
my new design;  
FIG. 2 is a front elevation view thereof;  
FIG. 3 is a rear elevation view thereof;  
FIG. 4 is a top plan view thereof;  
FIG. 5 is a bottom plan view thereof;  
FIG. 6 is a left side elevation view thereof; and,  
FIG. 7 is a right side elevation view thereof.

**1 Claim, 3 Drawing Sheets**

(56) **References Cited**

**U.S. PATENT DOCUMENTS**

D30,230 S *	2/1899	Barnet .....	601/107
D57,584 S *	4/1921	Campbell .....	D4/105
D121,506 S *	7/1940	Davis .....	15/167.1
D151,207 S *	10/1948	Atkin .....	D32/19
D258,310 S *	2/1981	LaHaye .....	D24/147



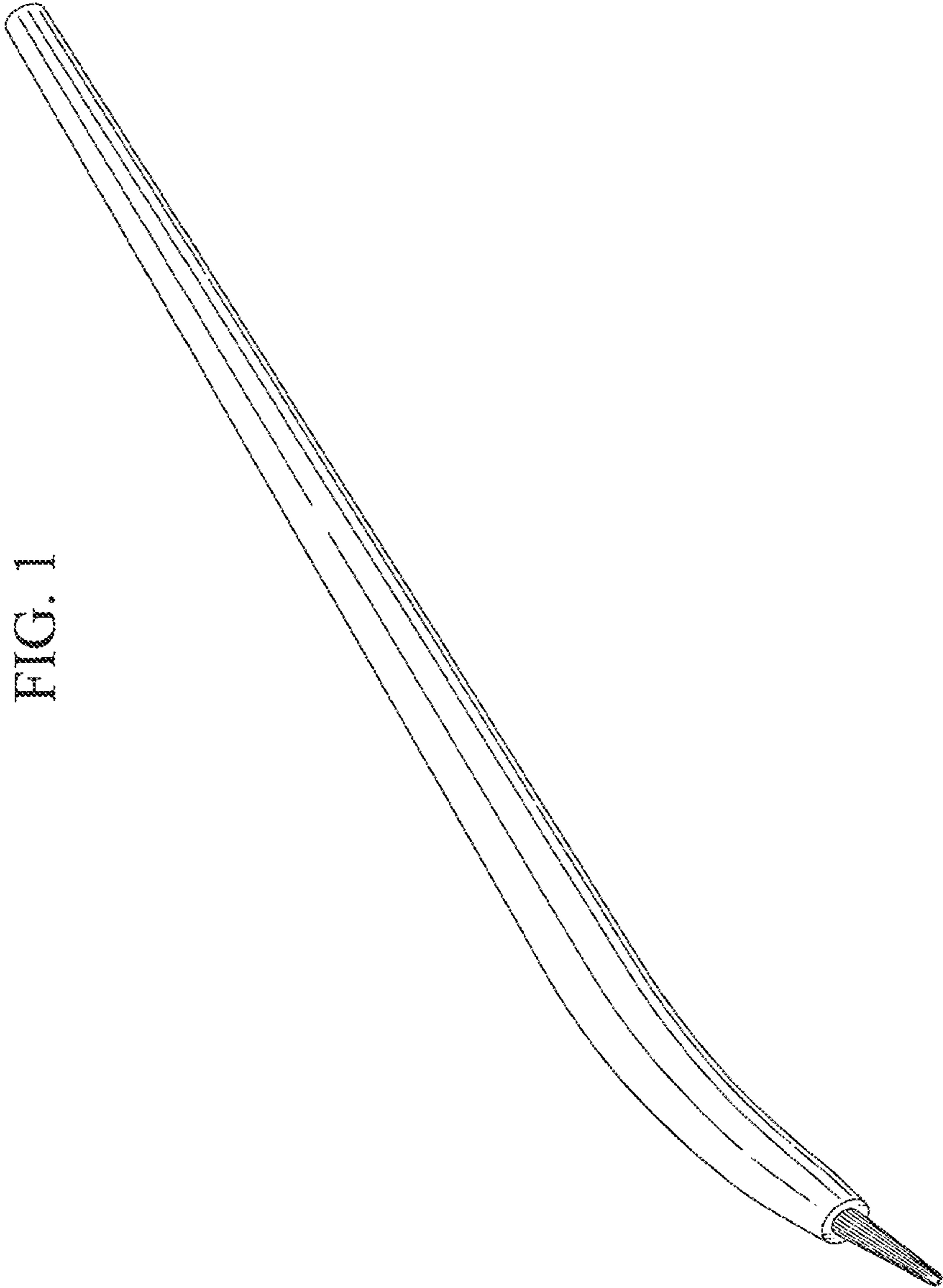


FIG. 1

FIG. 2




FIG. 3

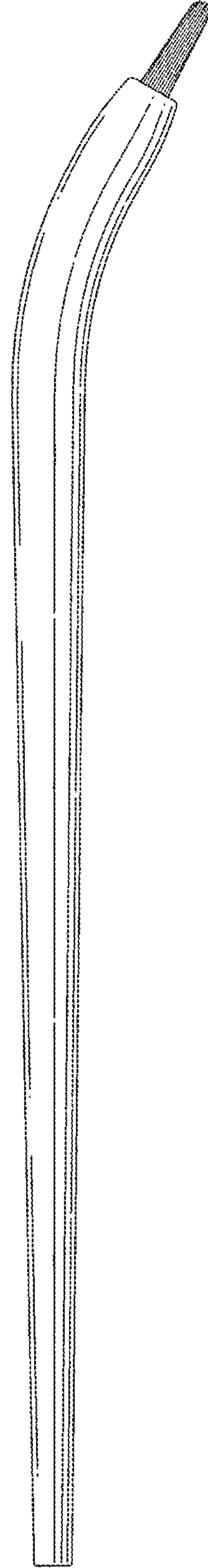


FIG. 4



FIG. 5




FIG. 6

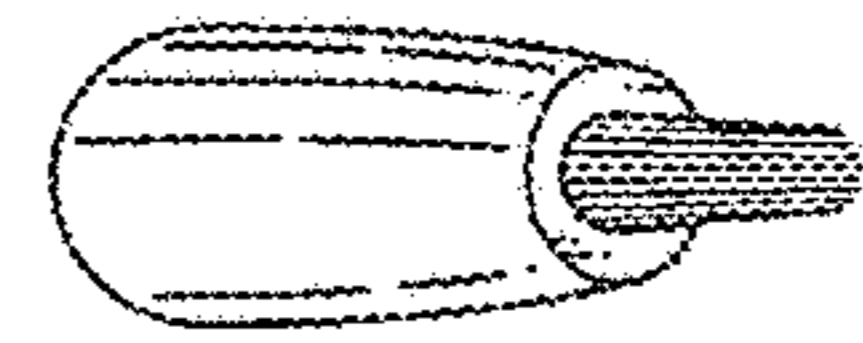


FIG. 7

