



US00D809302S

(12) **United States Design Patent**  
**Agazzi**

(10) **Patent No.:** **US D809,302 S**

(45) **Date of Patent:** **\*\* Feb. 6, 2018**

- (54) **FLAP FOR BAG**
- (71) Applicant: **SEDICISEI SRL**, Milan (IT)
- (72) Inventor: **Stefano Agazzi**, Stezzano (IT)
- (73) Assignee: **SEDICISEI SRL**, Milan (IT)

D650,991 S *	12/2011	Yuson .....	D3/318
D713,645 S *	9/2014	Wang .....	D3/318
D749,850 S *	2/2016	Kuster .....	D3/318
D758,733 S *	6/2016	Hannon .....	D3/318
D778,600 S *	2/2017	Heyman .....	D3/243
D783,276 S *	4/2017	Murri .....	D3/243

(\*\*) Term: **15 Years**

\* cited by examiner

(21) Appl. No.: **29/586,630**

*Primary Examiner* — Holly H Baynham

(22) Filed: **Dec. 6, 2016**

(74) *Attorney, Agent, or Firm* — Cantor Colburn LLP

(30) **Foreign Application Priority Data**

Jun. 20, 2016 (EM) ..... 003230358

(51) **LOC (11) Cl.** ..... **03-01**

(52) **U.S. Cl.**  
USPC ..... **D3/318**

(58) **Field of Classification Search**  
USPC ..... D3/232–233, 240–243, 245–246, 318  
CPC ..... A45C 1/024; A45C 3/06  
See application file for complete search history.

(57) **CLAIM**

I claim, the ornamental design for a flap for bag, as shown and described.

(56) **References Cited**

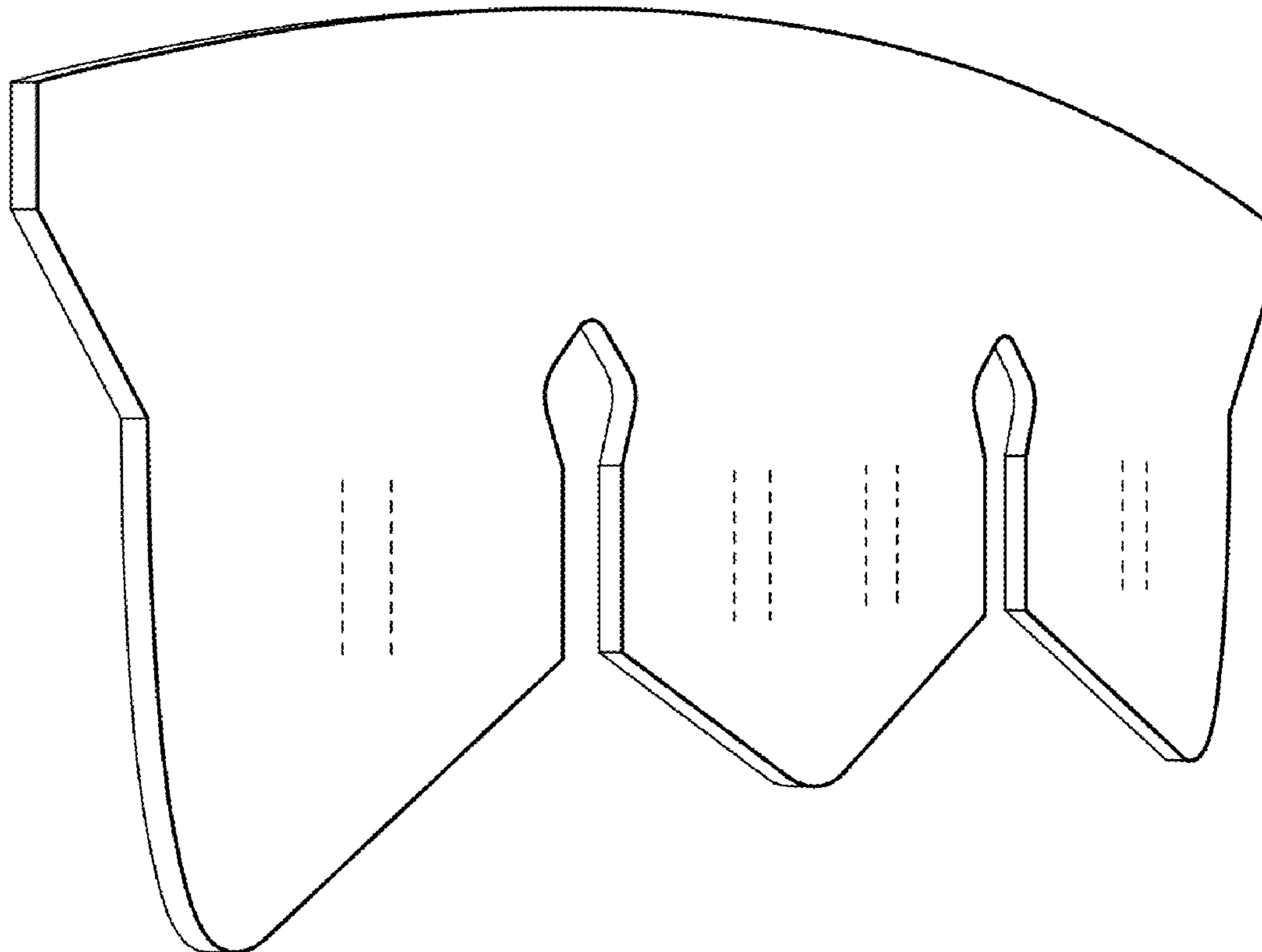
**U.S. PATENT DOCUMENTS**

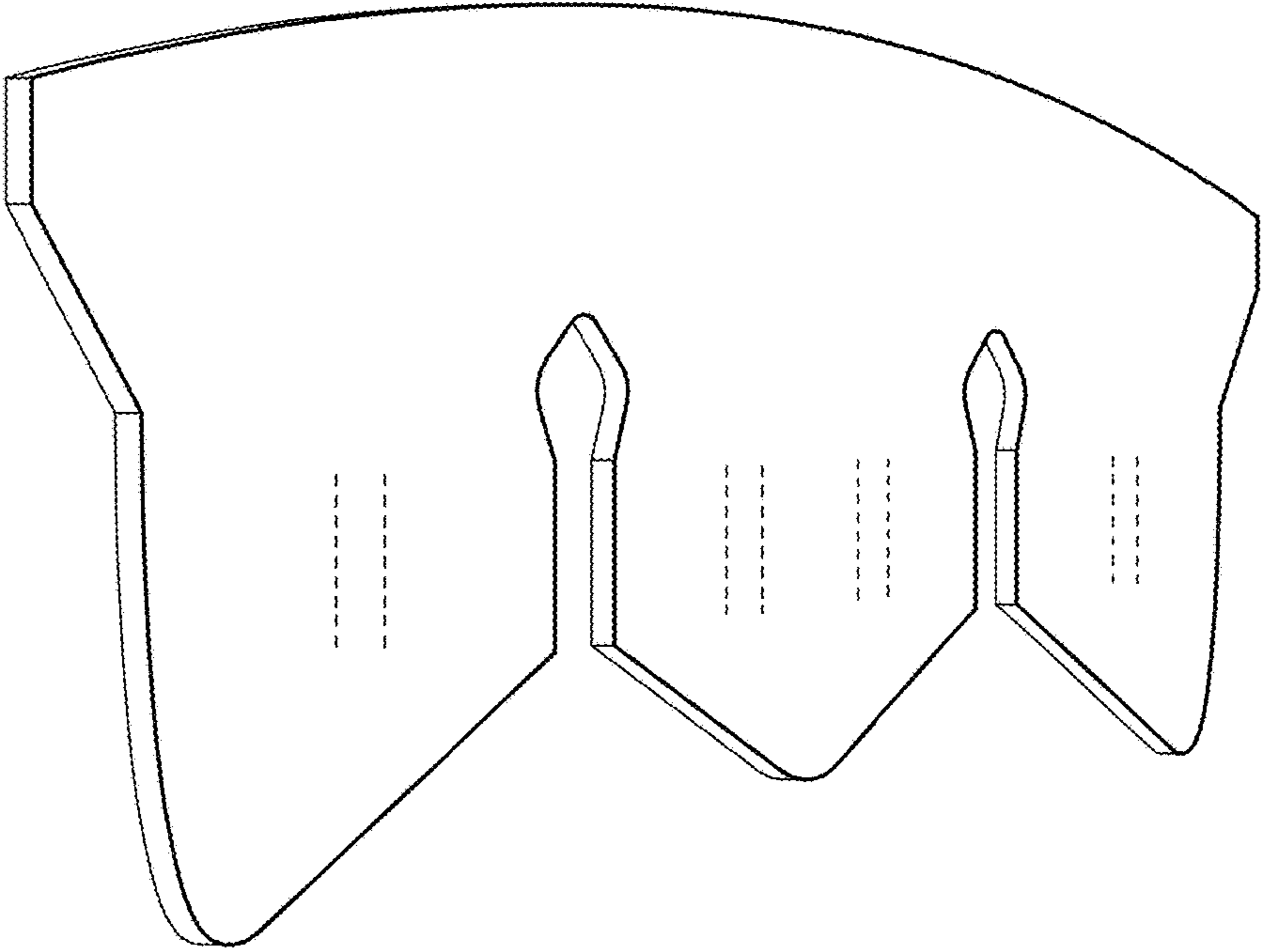
D63,044 S *	9/1923	Rowan .....	D3/240
D643,621 S *	8/2011	Cruckson .....	D3/240

**DESCRIPTION**

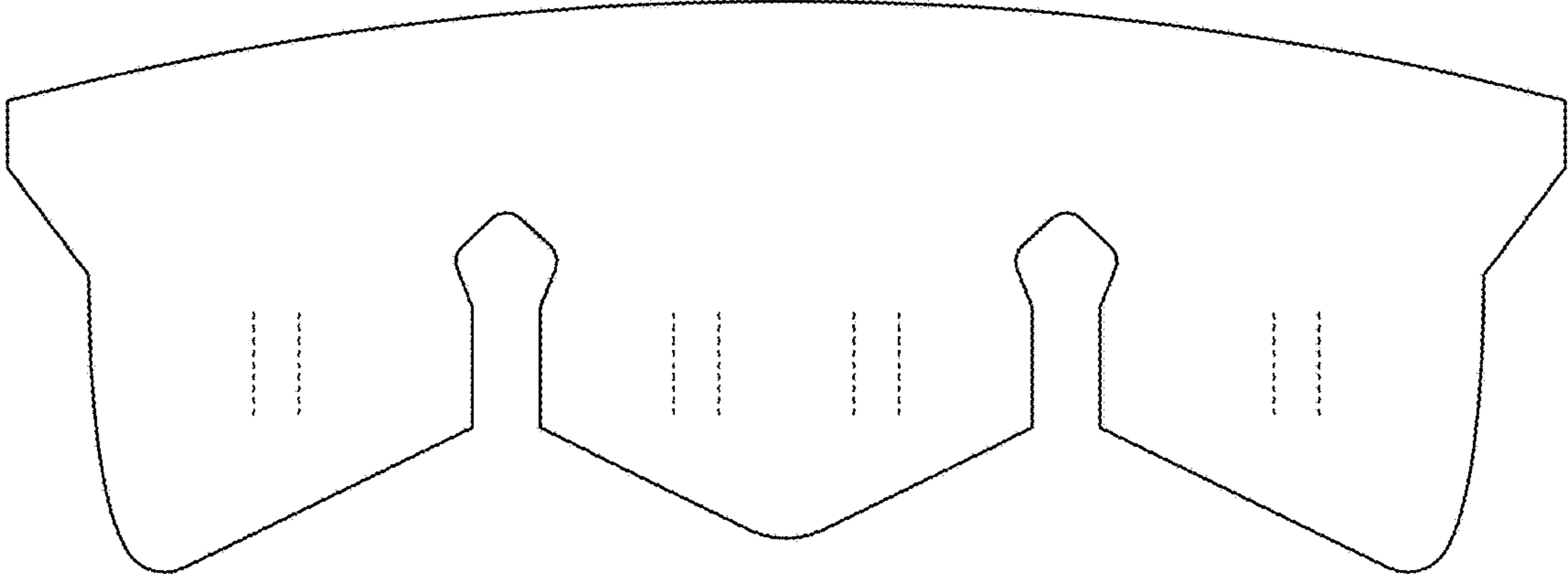
FIG. 1 is a perspective view of a flap for bag showing my new design;  
 FIG. 2 is a front elevation view thereof;  
 FIG. 3 is a rear elevation view thereof;  
 FIG. 4 is a left side elevation view thereof;  
 FIG. 5 is a right side elevation view thereof;  
 FIG. 6 is a top plan view thereof; and,  
 FIG. 7 is a bottom plan view thereof.  
 The broken lines represent stitching and form no part of the claimed design.

**1 Claim, 2 Drawing Sheets**

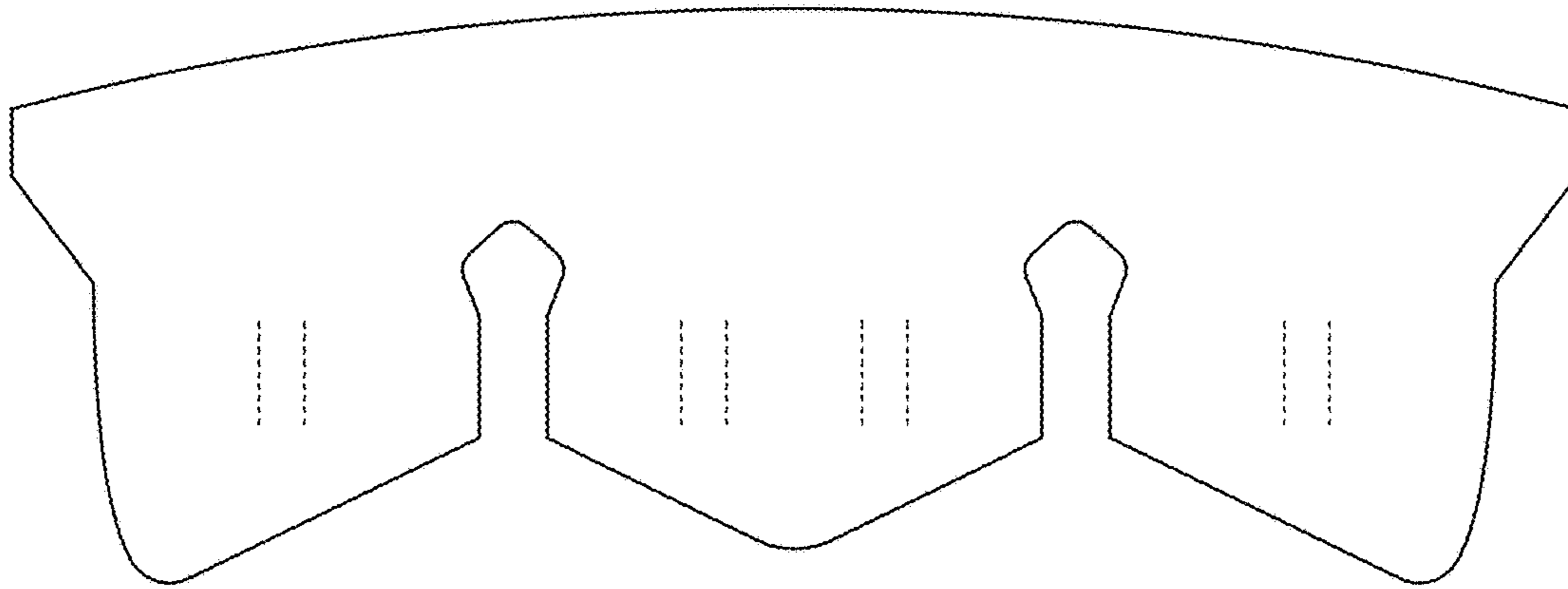




*Fig. 1*



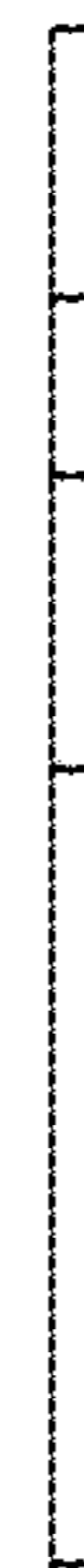
*Fig. 2*



*Fig. 3*



*Fig. 4*



*Fig. 5*



*Fig. 6*



*Fig. 7*