



US00D809297S

(12) **United States Design Patent** (10) **Patent No.:** **US D809,297 S**
Ehret (45) **Date of Patent:** **** Feb. 6, 2018**

(54) **LUGGAGE**

(71) Applicant: **BERNARD EHRET DESIGN,**
Molsheim (FR)

(72) Inventor: **Bernard Ehret,** Barr (FR)

(73) Assignee: **BERNARD EHRET DESIGN,**
Molsheim (FR)

(**) Term: **15 Years**

(21) Appl. No.: **29/598,925**

(22) Filed: **Mar. 29, 2017**

Related U.S. Application Data

(62) Division of application No. 29/555,726, filed on Feb. 24, 2016.

(51) **LOC (11) Cl.** **03-01**

(52) **U.S. Cl.**
USPC **D3/279**

(58) **Field of Classification Search**
USPC D3/273, 276, 279, 281, 282, 289, 283
CPC A45C 5/00; A45C 5/03; A45C 2005/037;
A45C 2005/032; A45C 5/14
See application file for complete search history.

(56) **References Cited**

U.S. PATENT DOCUMENTS

| | | | | |
|--------------|---------|------------|-------|--------|
| D375,199 S * | 11/1996 | Stokes | | D3/279 |
| D462,169 S * | 9/2002 | Giovanni | | D3/279 |
| D623,856 S * | 9/2010 | Pezzini | | D3/279 |
| D666,414 S * | 9/2012 | Giovannoni | | D3/279 |
| D677,050 S * | 3/2013 | Saba | | D3/276 |
| D718,939 S * | 12/2014 | Sheikh | | D3/321 |

| | | | | |
|-------------------|---------|----------|-------|------------------------|
| D743,169 S * | 11/2015 | Therkorn | | D3/282 |
| D762,977 S * | 8/2016 | Xu | | D3/279 |
| D765,972 S * | 9/2016 | Daniel | | D3/274 |
| 2003/0196860 A1 * | 10/2003 | Be | | A45C 5/02 190/18 A |
| 2014/0284157 A1 * | 9/2014 | Sheikh | | A45C 7/0027 190/103 |

* cited by examiner

Primary Examiner — Jennifer Rivard

Assistant Examiner — April Rivas

(74) *Attorney, Agent, or Firm* — Andrews Kurth Kenyon LLP

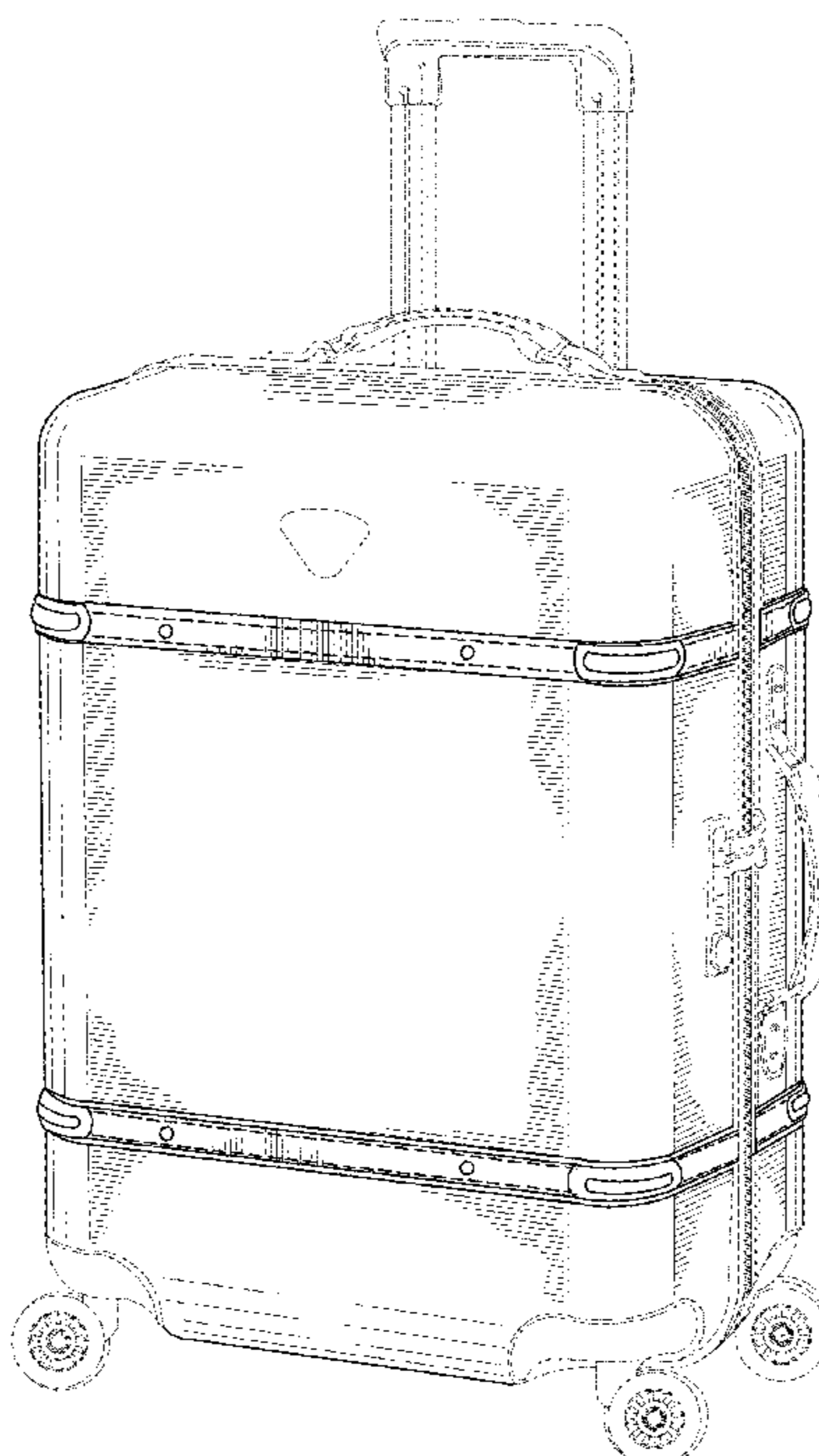
(57) **CLAIM**

The ornamental design for a luggage, as shown and described.

DESCRIPTION

FIG. 1 is a front view of a luggage showing my new design; FIG. 2 is a rear and left perspective view thereof with the handle shown partially extended; FIG. 3 is a rear and right perspective view thereof with the handle shown partially extended; FIG. 4 is a front perspective view thereof with the handle shown fully extended; FIG. 5 is a left side view thereof with the handle shown fully retracted; and, FIG. 6 is a right side view thereof with the handle shown fully retracted. The dot-dot-dash broken line portions in FIGS. 1-6 illustrate portions of the luggage and form no part of the claimed design.

1 Claim, 6 Drawing Sheets






FIG. 1

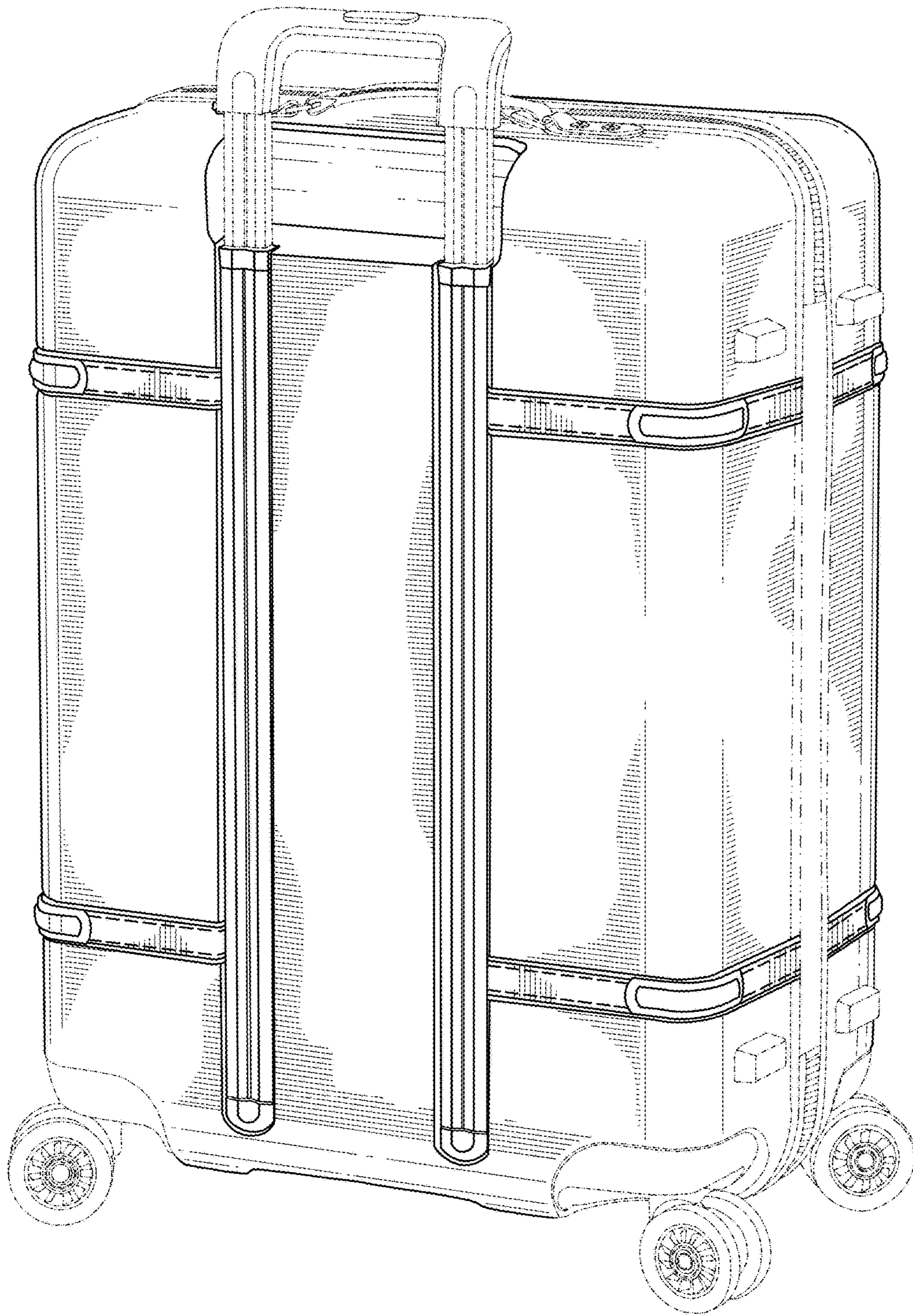


FIG. 2

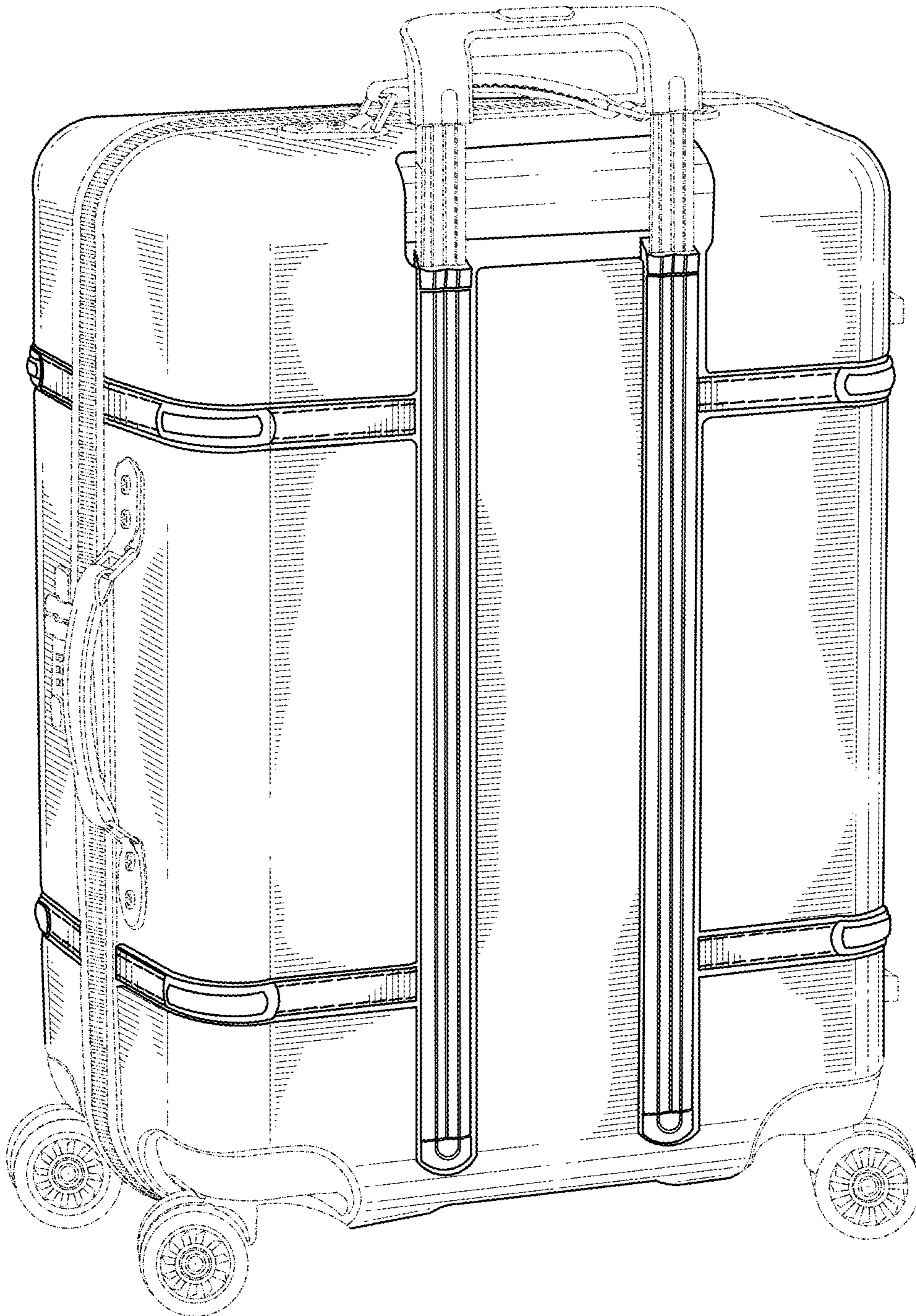


FIG. 3

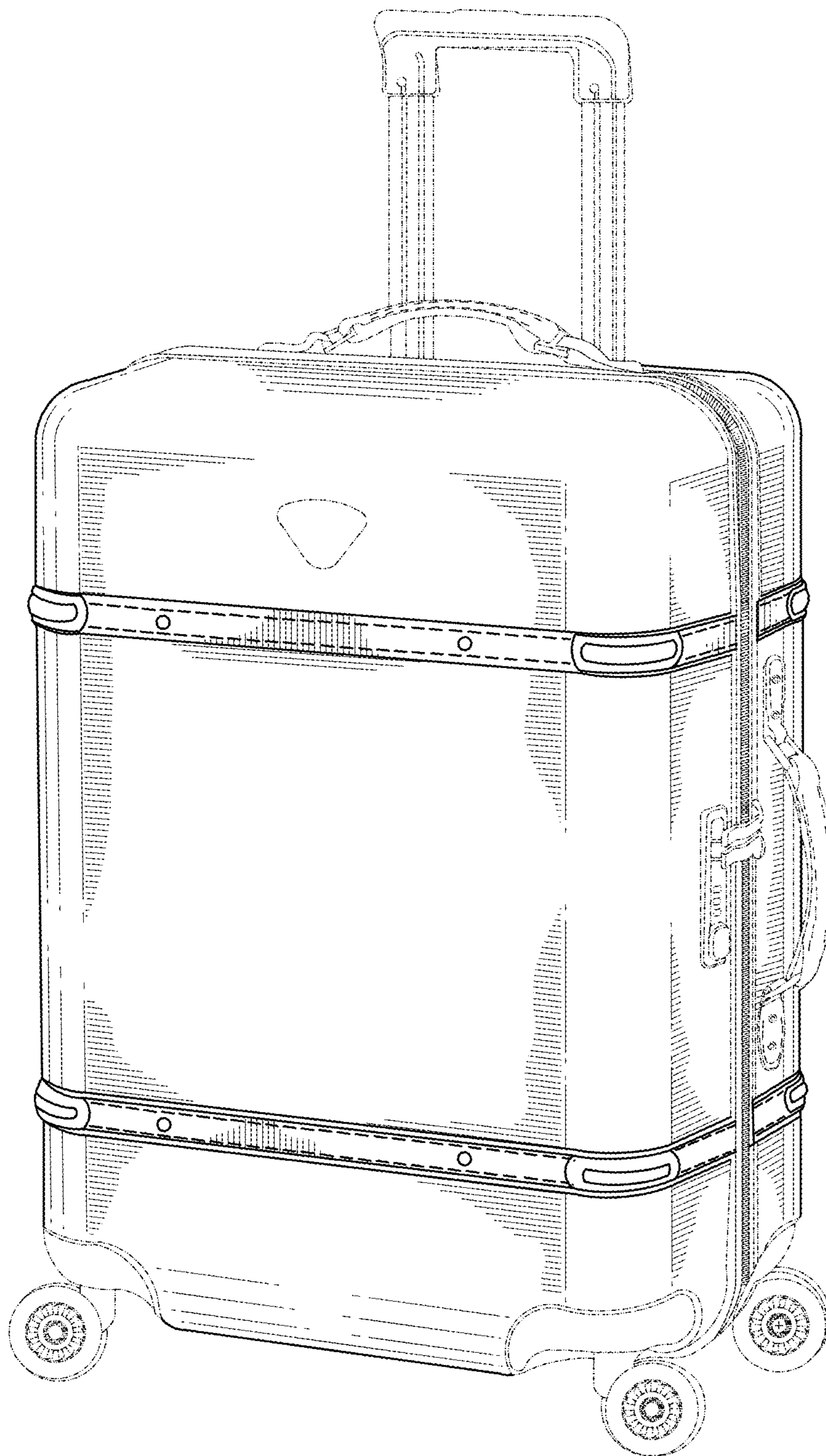


FIG. 4

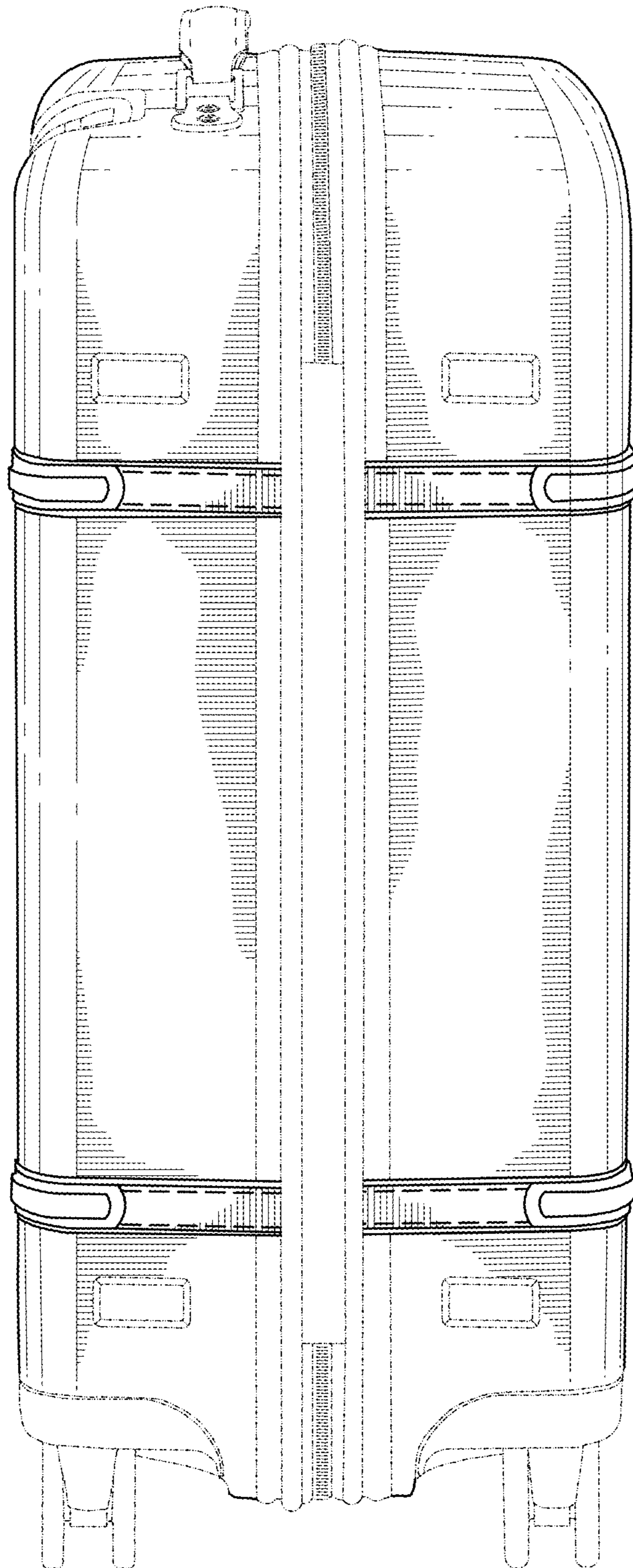


FIG. 5

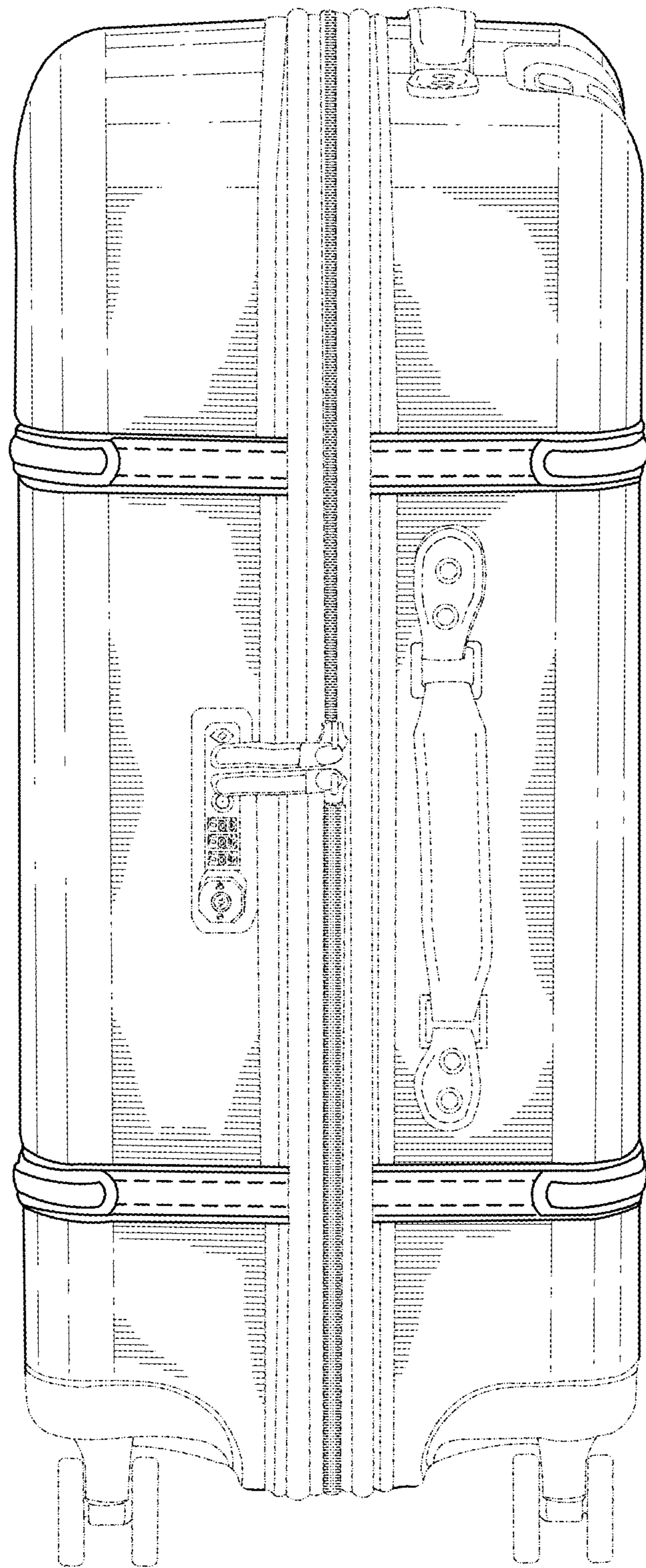


FIG. 6