



US00D809280S

(12) **United States Design Patent**
Prochmann

(10) **Patent No.:** **US D809,280 S**
(45) **Date of Patent:** **** Feb. 6, 2018**

(54) **SHOE UPPER**

(71) Applicant: **Jose Prochmann**, Los Angeles, CA
(US)

(72) Inventor: **Jose Prochmann**, Los Angeles, CA
(US)

(73) Assignee: **Dynasty Footwear, Ltd.**, El Segundo,
CA (US)

(**) Term: **15 Years**

(21) Appl. No.: **29/528,490**

(22) Filed: **May 28, 2015**

(51) **LOC (11) Cl.** **02-04**

(52) **U.S. Cl.**
USPC **D2/976**

(58) **Field of Classification Search**
USPC D6/601, 607, 610, 611; D11/200-237,
D11/77, 97; D2/896, 946, 976, 978, 910,
D2/970

(Continued)

(56) **References Cited**

U.S. PATENT DOCUMENTS

895,522 A * 8/1908 Well A43B 3/0078
2/245
D84,116 S * 5/1931 Smith D2/976

(Continued)

Primary Examiner — Holly Baynham

Assistant Examiner — Rashida C Walshon

(74) *Attorney, Agent, or Firm* — Joseph G. Swan, P.C.

(57) **CLAIM**

The ornamental design for a shoe upper, as shown and described.

DESCRIPTION

FIG. 1 is a side elevational view of a shoe upper according to the present invention, within a first environment of use.

FIG. 2 is a perspective view thereof.

FIG. 3 is a side elevational view of the shoe upper, within a second environment of use.

FIG. 4 is a perspective view thereof.

FIG. 5 is a side elevational view of the shoe upper, within a third environment of use.

FIG. 6 is a perspective view thereof.

FIG. 7 is a side elevational view of the shoe upper, within a fourth environment of use.

FIG. 8 is a perspective view thereof.

FIG. 9 is a side elevational view of the shoe upper, within a fifth environment of use.

FIG. 10 is a perspective view thereof.

FIG. 11 is a side elevational view of the shoe upper, within a sixth environment of use.

FIG. 12 is a perspective view thereof

FIG. 13 is a side elevational view of the shoe upper, within a seventh environment of use.

FIG. 14 is a perspective view thereof.

FIG. 15 is a side elevational view of the shoe upper, within an eighth environment of use.

FIG. 16 is a perspective view thereof.

FIG. 17 is a side elevational view of the shoe upper, within a ninth environment of use.

FIG. 18 is a perspective view thereof.

FIG. 19 is a side elevational view of the shoe upper, within a tenth environment of use.

FIG. 20 is a perspective view thereof.

FIG. 21 is a side elevational view of the shoe upper, within an eleventh environment of use.

FIG. 22 is a perspective view thereof.

FIG. 23 is a side elevational view of the shoe upper, within a twelfth environment of use; and,

FIG. 24 is a perspective view thereof.

The dashed lines illustrate unclaimed environmental structure.

1 Claim, 24 Drawing Sheets



(58) **Field of Classification Search**

CPC A44B 1/14; A43B 3/0078; A43B 23/24
See application file for complete search history.

(56) **References Cited**

U.S. PATENT DOCUMENTS

D206,146	S	*	11/1966	Hendershot	24/712.2
D283,990	S	*	5/1986	Davidson	D11/97
D351,934	S	*	11/1994	Devoe	D2/946
D394,822	S	*	6/1998	Swenson	D11/77
D460,857	S	*	7/2002	Milroy	D2/976
D535,810	S	*	1/2007	Simpson	D2/946
D573,329	S	*	7/2008	Loverin	D2/946
D591,037	S	*	4/2009	Ghee	D2/978
D648,927	S	*	11/2011	Wolff	D2/910
D649,340	S	*	11/2011	Plekker	D2/976
D677,045	S	*	3/2013	Voskuil	D2/946
D730,637	S	*	6/2015	Maddocks	D2/946
D746,039	S	*	12/2015	Kolumber	D2/976
D781,178	S	*	3/2017	Harpole	D11/222

* cited by examiner

FIG. 1



FIG. 2

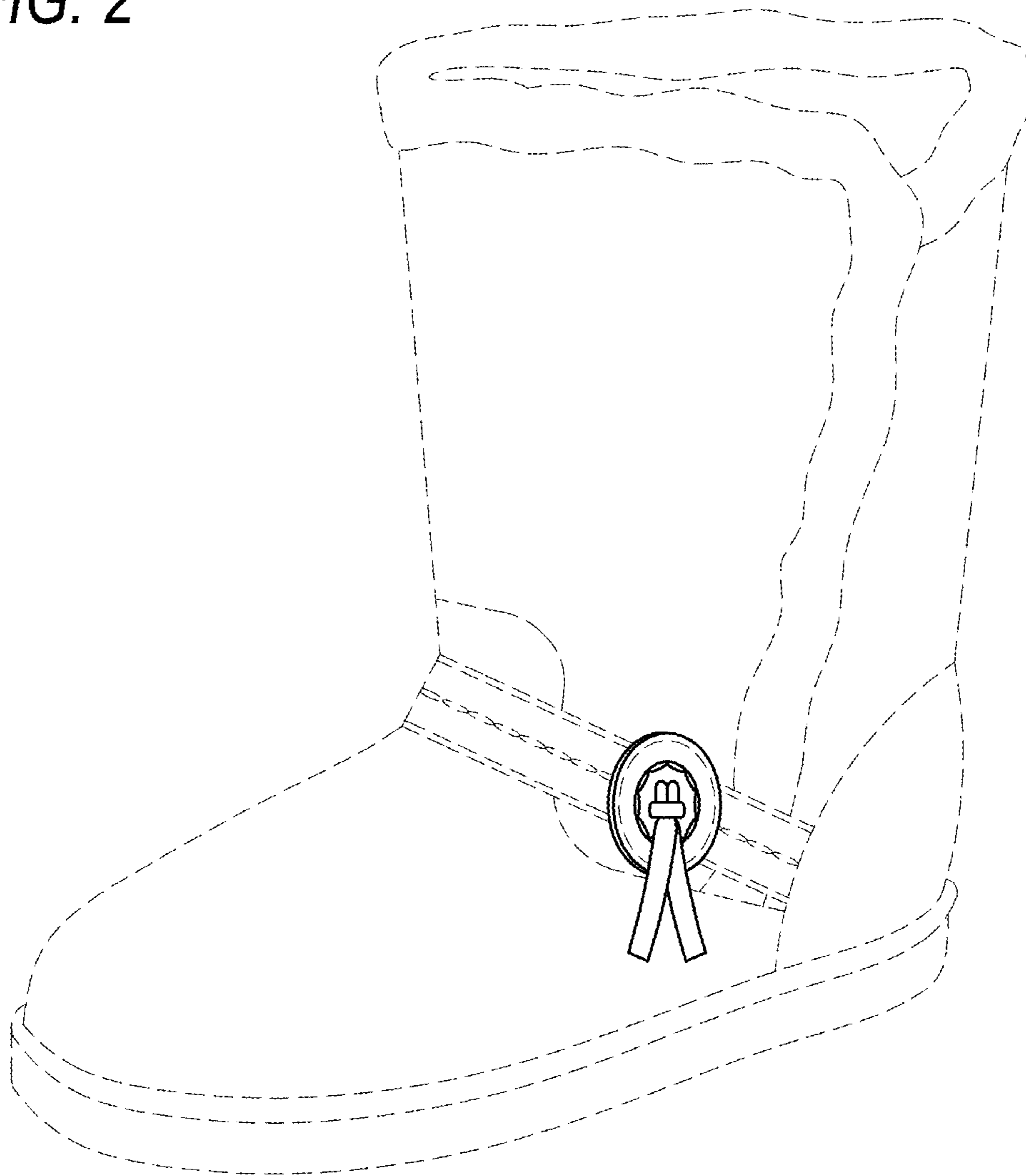


FIG. 3

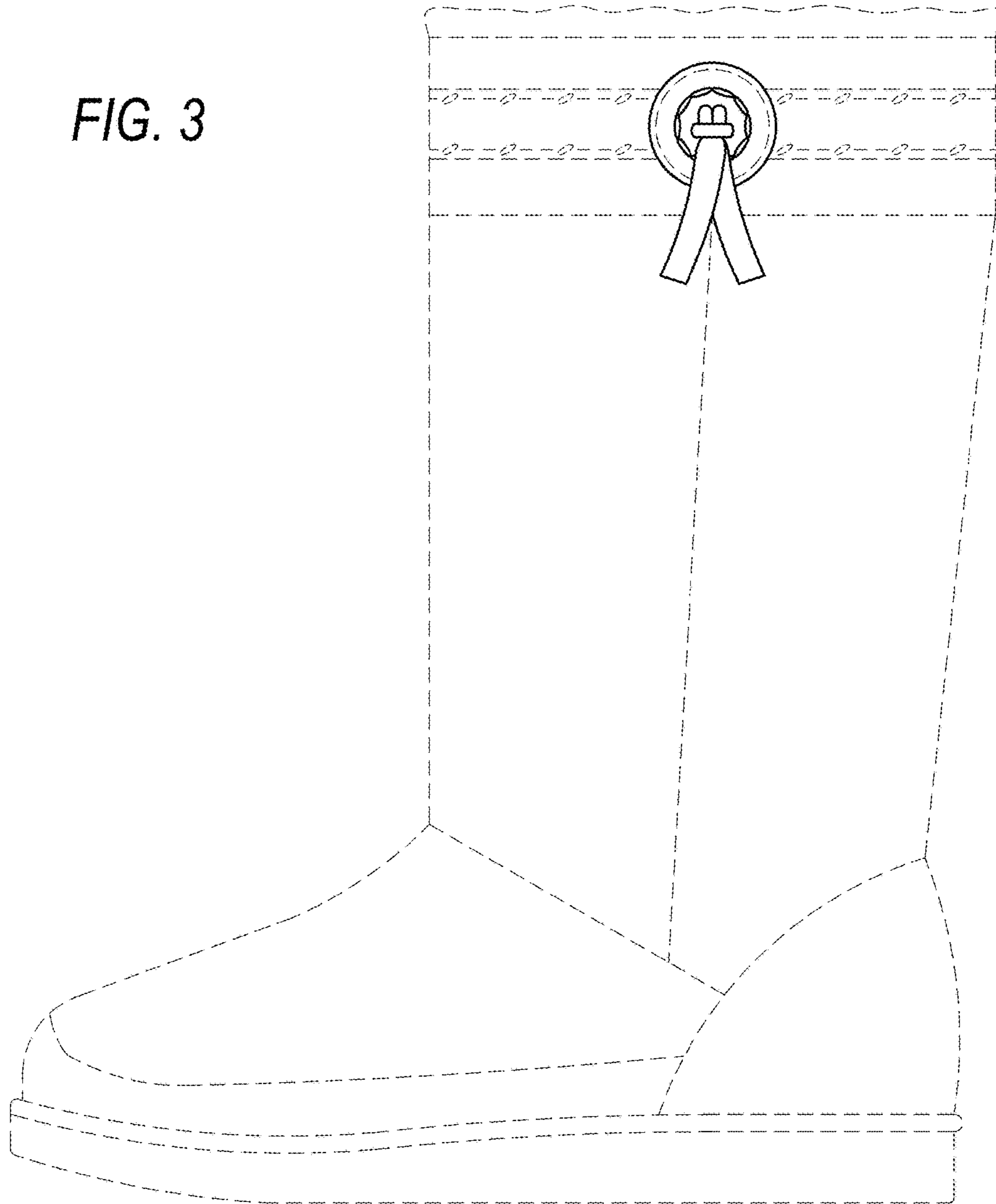


FIG. 4



FIG. 5

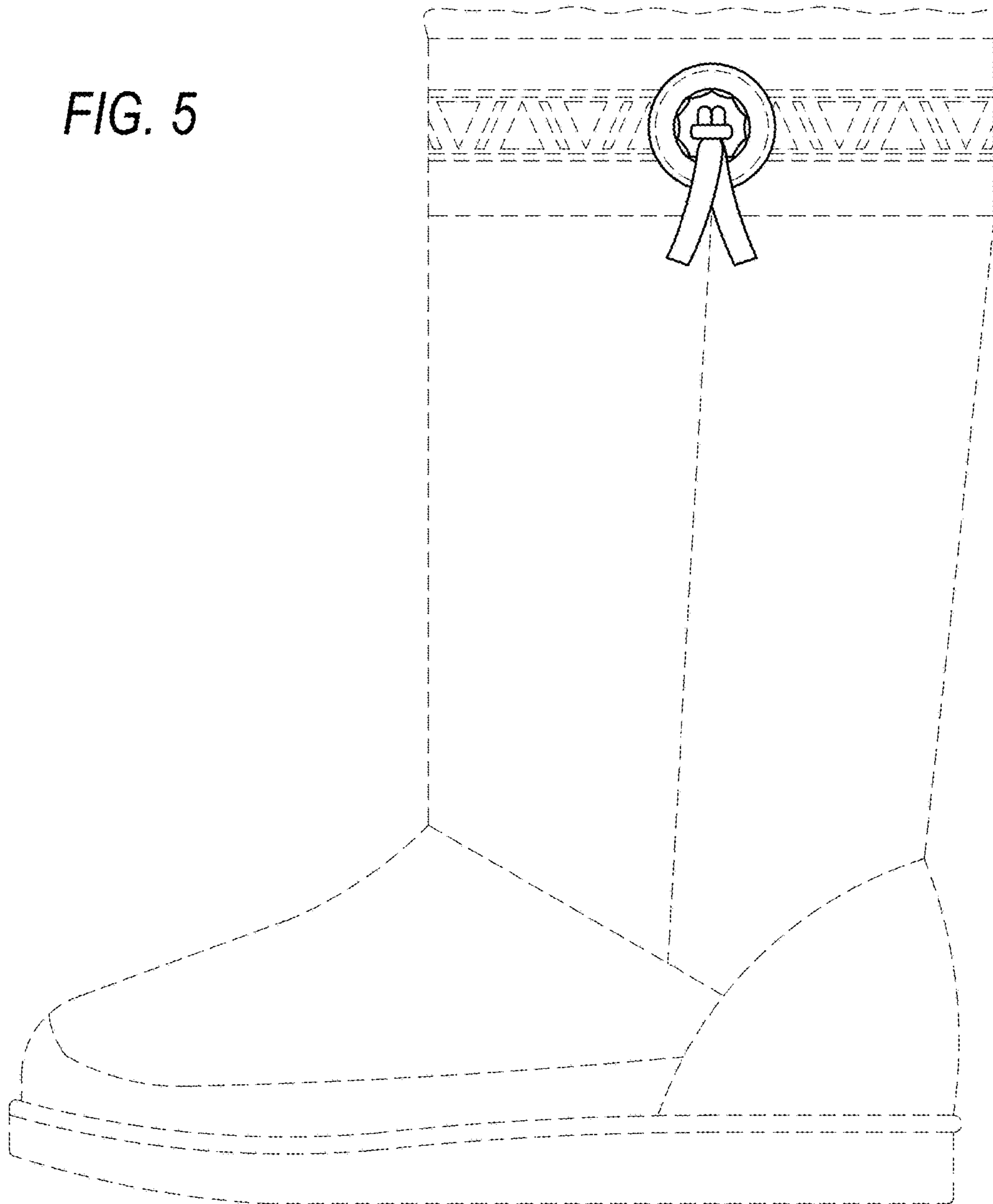


FIG. 6



FIG. 7

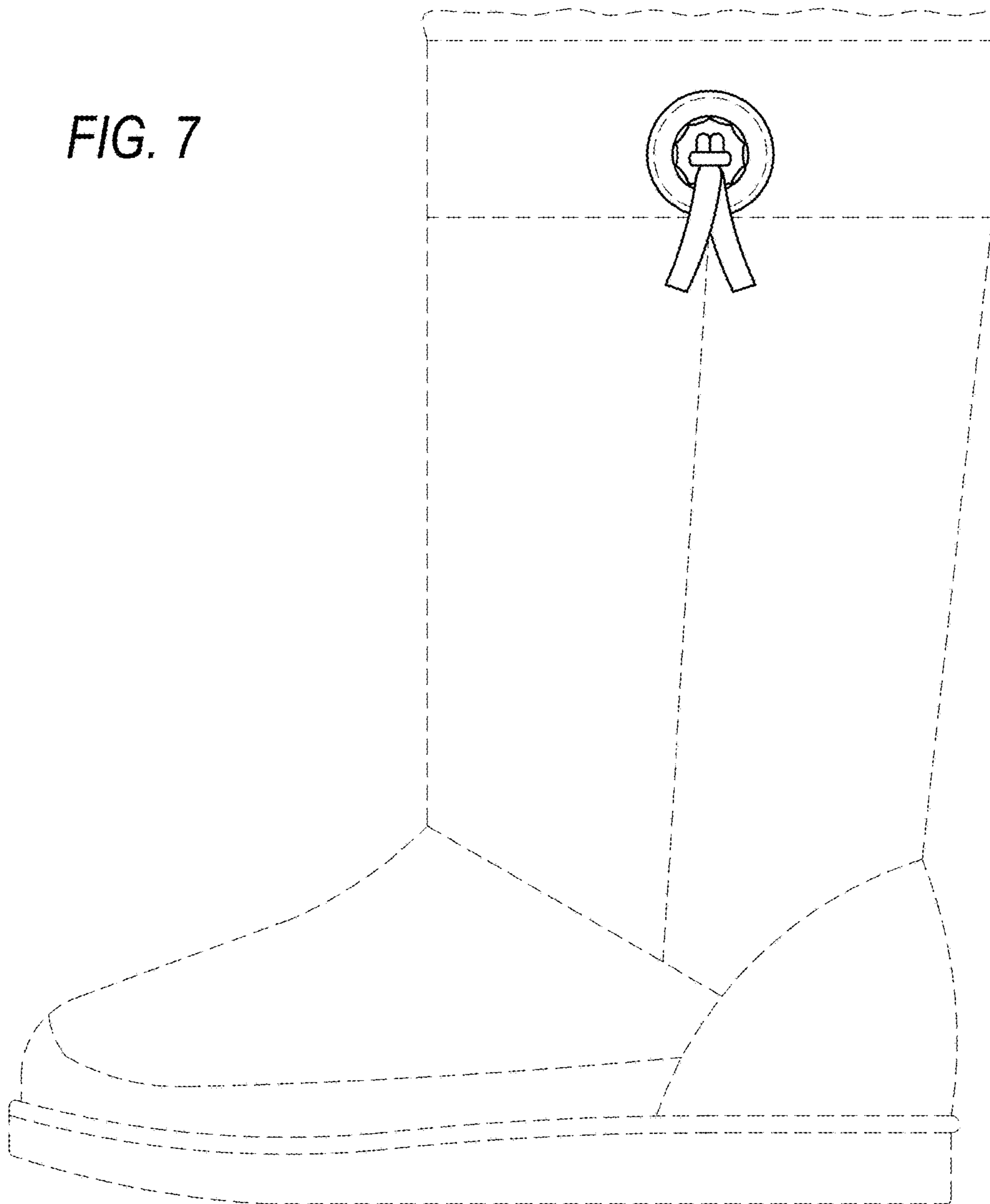


FIG. 8



FIG. 9

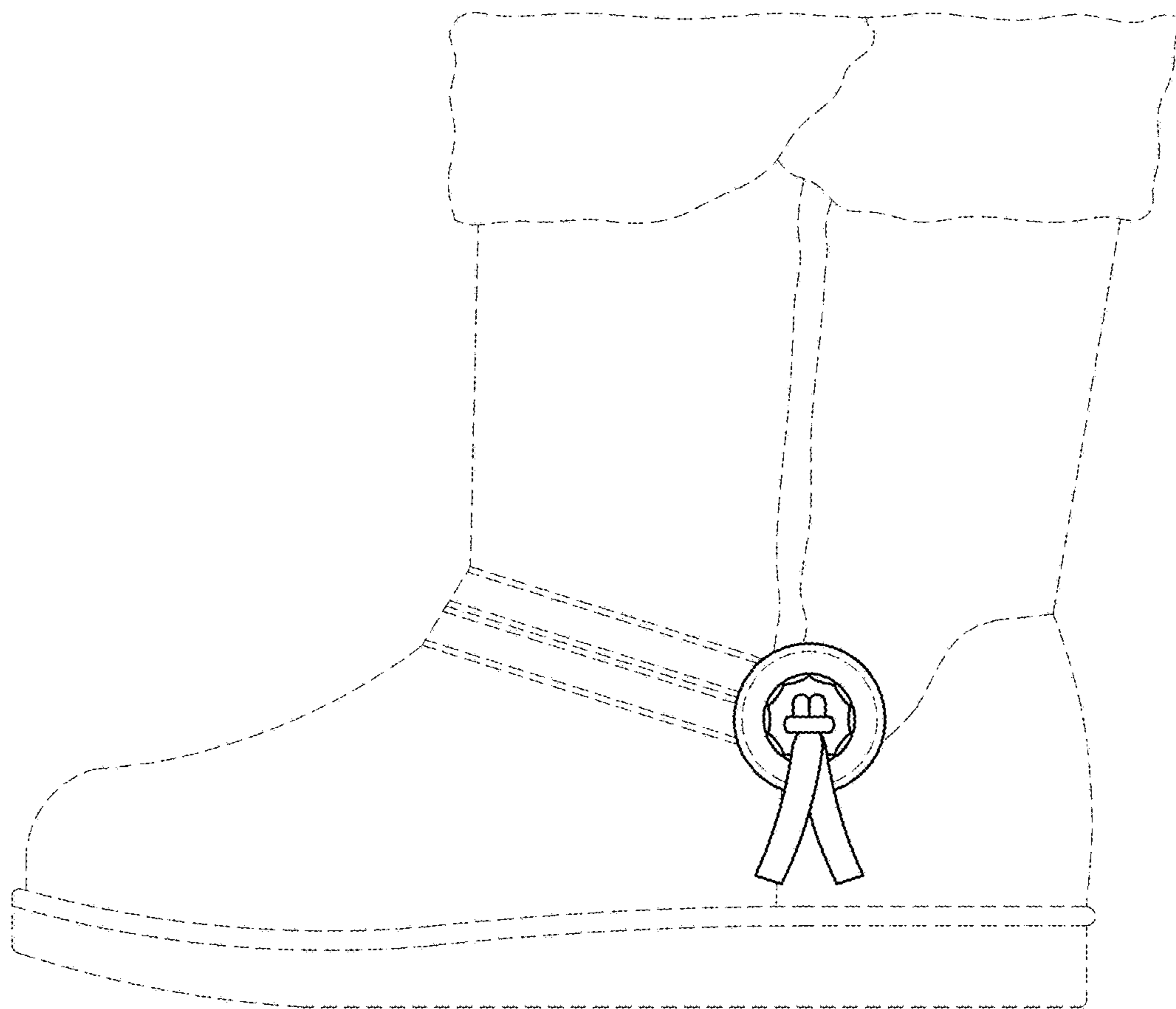


FIG. 10



FIG. 11



FIG. 12



FIG. 13

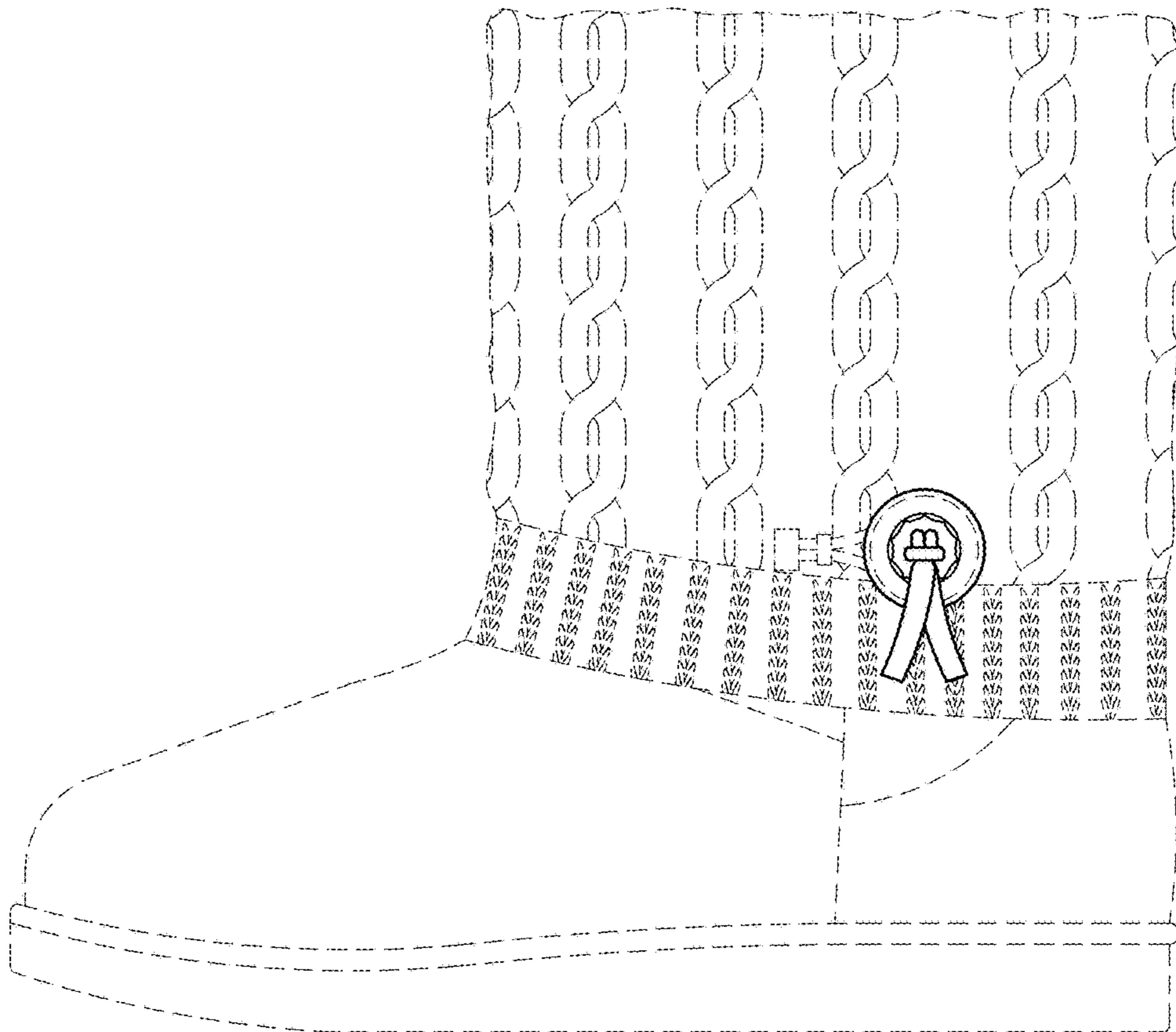


FIG. 14



FIG. 15



FIG. 16



FIG. 17



FIG. 18



FIG. 19



FIG. 20



FIG. 21

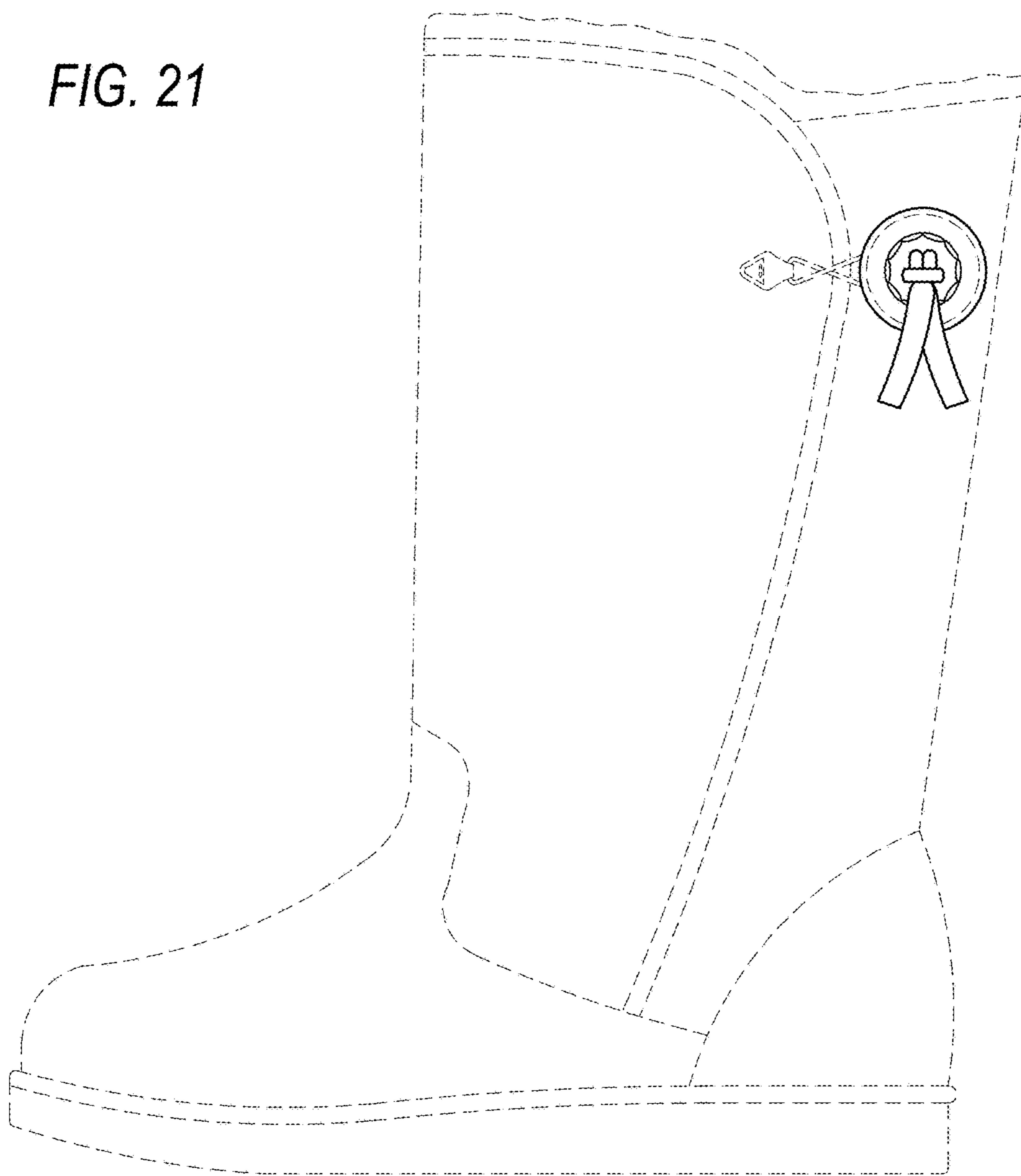


FIG. 22

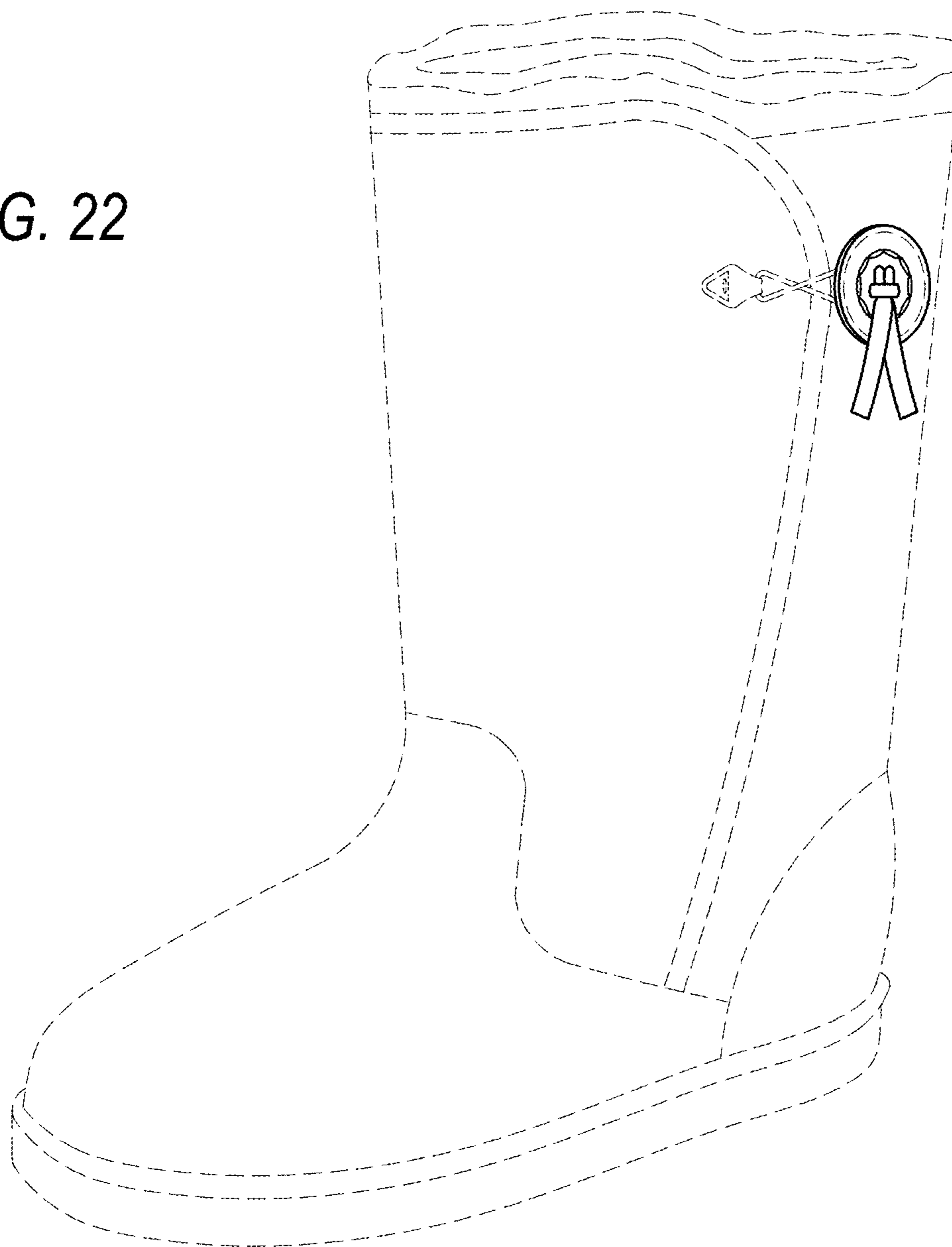


FIG. 23

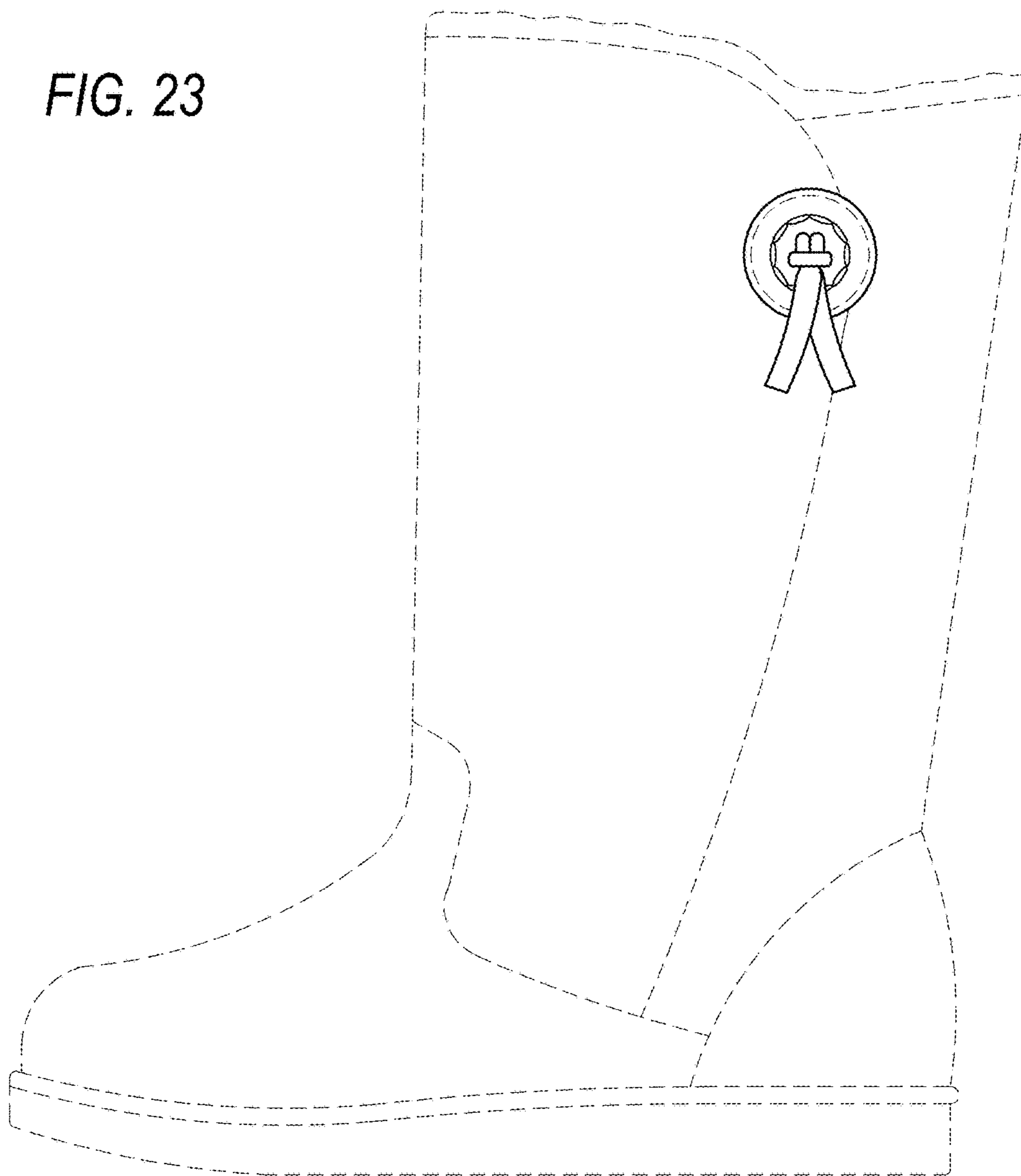


FIG. 24

