



US00D809272S

(12) **United States Design Patent**
Williams, Jr.

(10) **Patent No.: US D809,272 S**
(45) **Date of Patent: ** Feb. 6, 2018**

(54) **SHOE UPPER**

(71) Applicant: **NIKE, Inc.**, Beaverton, OR (US)

(72) Inventor: **Robert C. Williams, Jr.**, Tigard, OR (US)

(73) Assignee: **NIKE, Inc.**, Beaverton, OR (US)

(**) Term: **15 Years**

(21) Appl. No.: **29/574,372**

(22) Filed: **Aug. 15, 2016**

(51) **LOC (11) Cl.** **02-04**

(52) **U.S. Cl.**
USPC **D2/972**

(58) **Field of Classification Search**
USPC D2/902, 906-912, 943-947, 964,
D2/968-969, 970, 972-974, 977, 980,
D2/983-986, 994, 901; D24/192
CPC ... A43B 3/0047; A43B 3/0052; A43B 3/0057;
A43B 3/0063; A43B 3/0068; A43B
3/0073; A43B 1/04; A43B 1/06; A43B
5/00; A43B 5/02; A43B 5/06; A43B 5/10;
A43B 5/14; A43B 23/0245; A43B
13/125; A43B 13/186; A43C 3/00; A43C
7/06

See application file for complete search history.

(56) **References Cited**

U.S. PATENT DOCUMENTS

D529,708 S * 10/2006 Caine D2/972
D684,760 S * 6/2013 Williams, Jr. D2/972
D684,761 S * 6/2013 Williams, Jr. D2/972
D701,036 S * 3/2014 Martin D2/972
D701,037 S * 3/2014 Ho D2/972
D781,556 S * 3/2017 Nethongkome D2/972

D783,975 S * 4/2017 Schenone D2/902
D789,673 S * 6/2017 Rasmussen D2/972
D793,062 S * 8/2017 Nethongkome D2/972
D795,559 S * 8/2017 Jury D2/972

OTHER PUBLICATIONS

“Nike Preps for College Football with the Free Trainer V7 ‘Week Zero’ Pack,” Nike Free Trainer V7 Week Zero pictured therein, as posted at SneakerNews.com [online], posted on Aug. 3, 2017, [site visited Nov. 6, 2017]. Available from the Internet, <URL: https://sneakernews.com/2017/08/03/nike-college-football-free-trainer-v7-week-zero-pack/>.*

* cited by examiner

Primary Examiner — Jeffrey D Asch

Assistant Examiner — Rebekah A Caruso

(74) *Attorney, Agent, or Firm* — Banner & Witcoff, Ltd.

(57) **CLAIM**

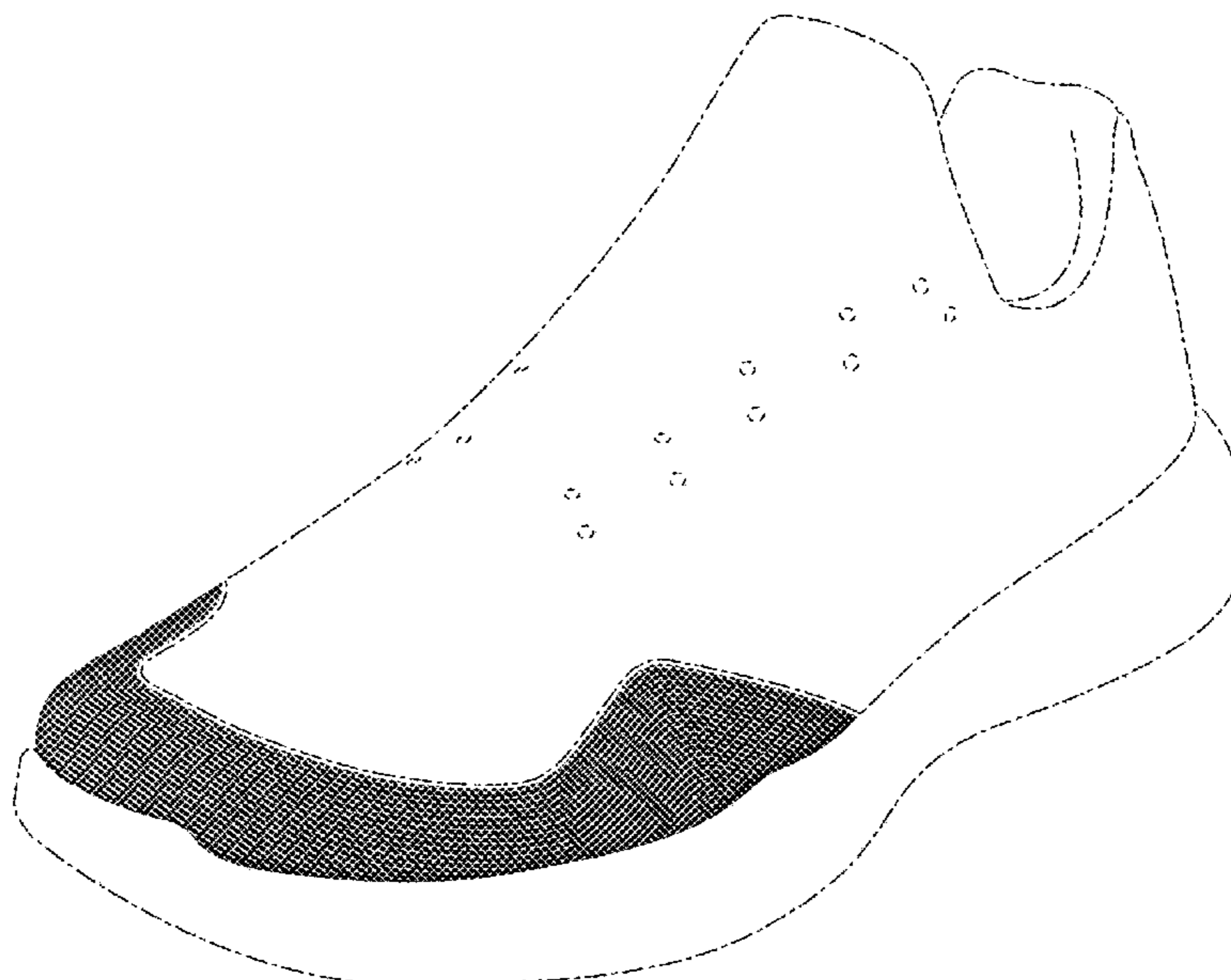
The ornamental design for a shoe upper, as shown and described.

DESCRIPTION

FIG. 1 is a front perspective view of a shoe upper showing my new design;
FIG. 2 is a top view thereof;
FIG. 3 is a side view thereof;
FIG. 4 is a second side view thereof;
FIG. 5 is a front view thereof; and,
FIG. 6 is an enlarged view of FIG. 2, shown in isolation from its environment.

The broken lines immediately adjacent to the photographic area define the bounds of the claimed design and form no part thereof. The broken lines showing the remainder of the shoe are for environmental purposes only and form no part of the claimed design.

1 Claim, 6 Drawing Sheets



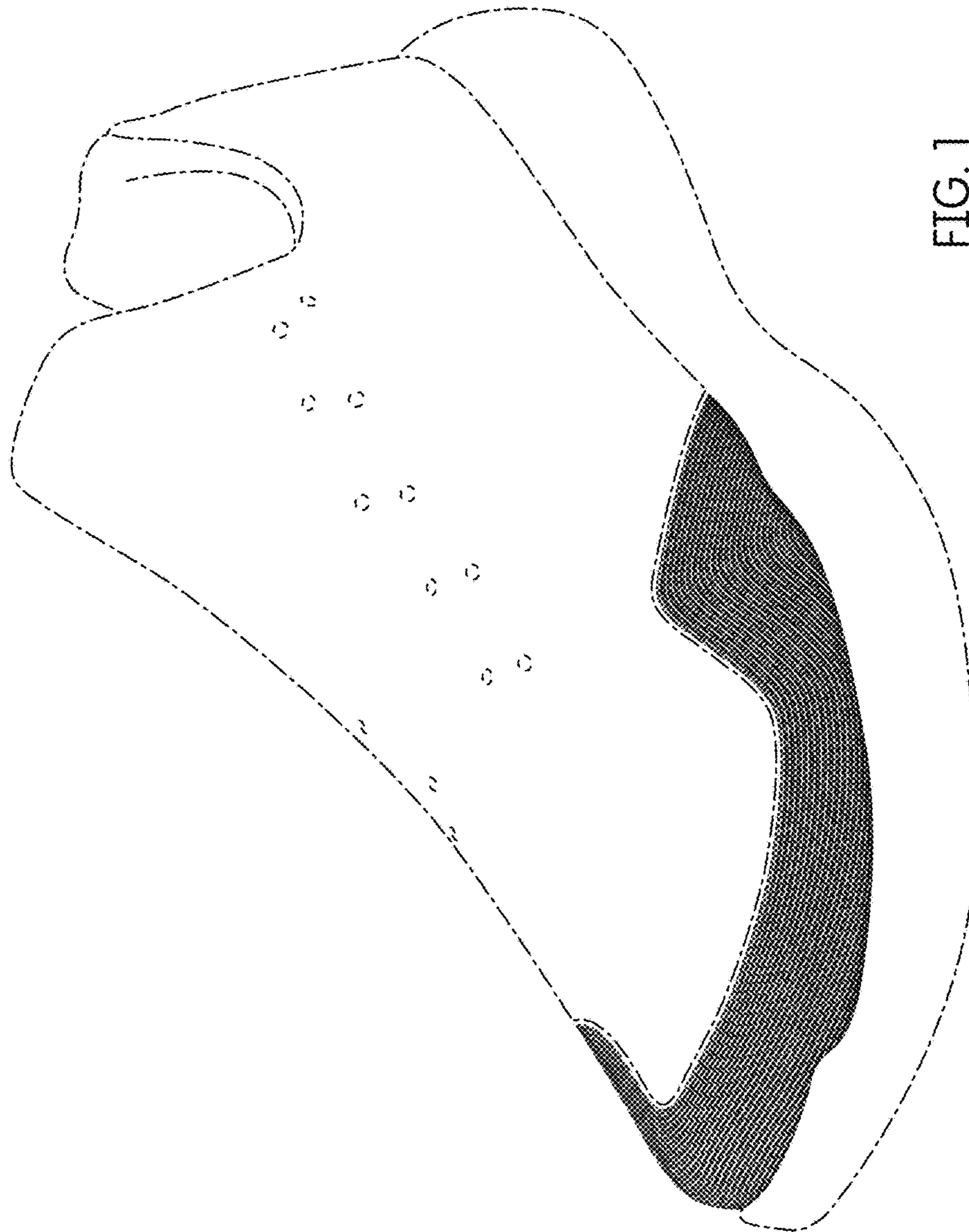


FIG. 1

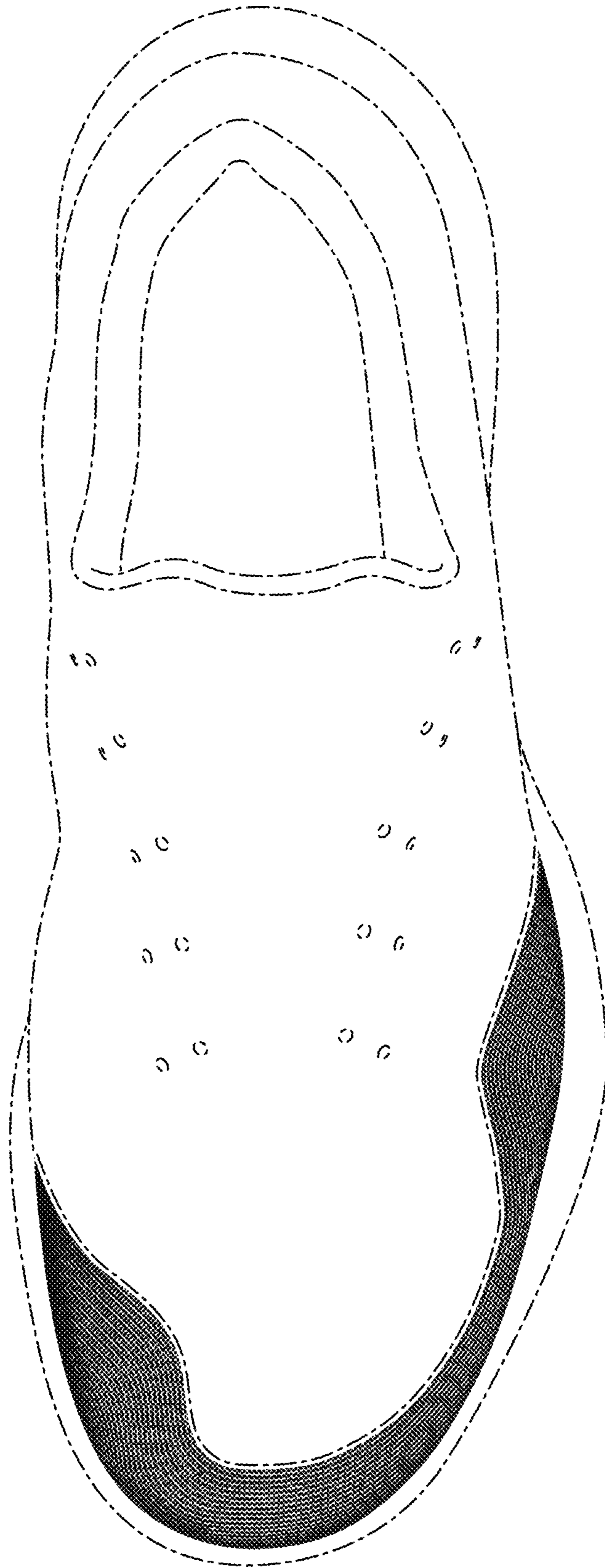


FIG. 2

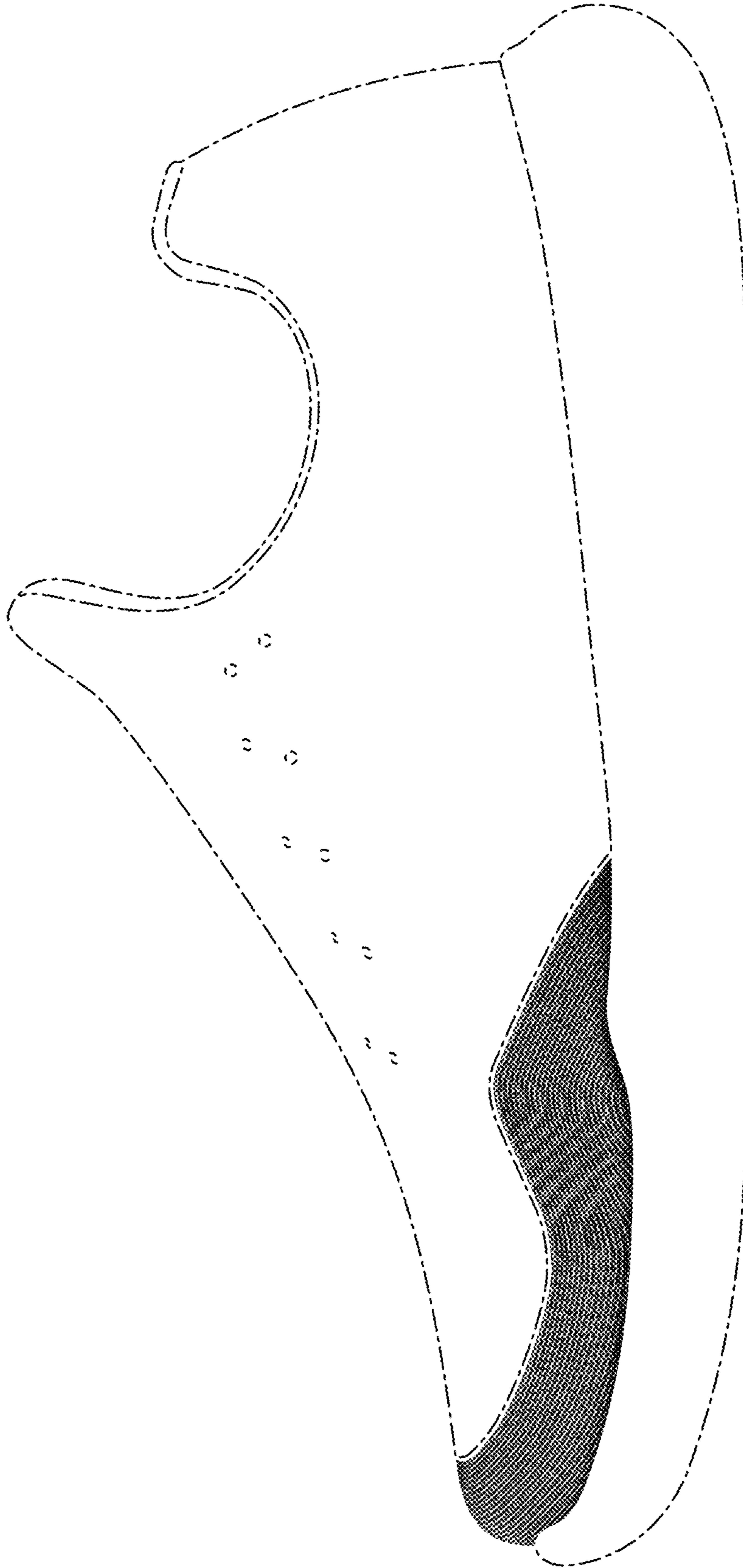


FIG. 3

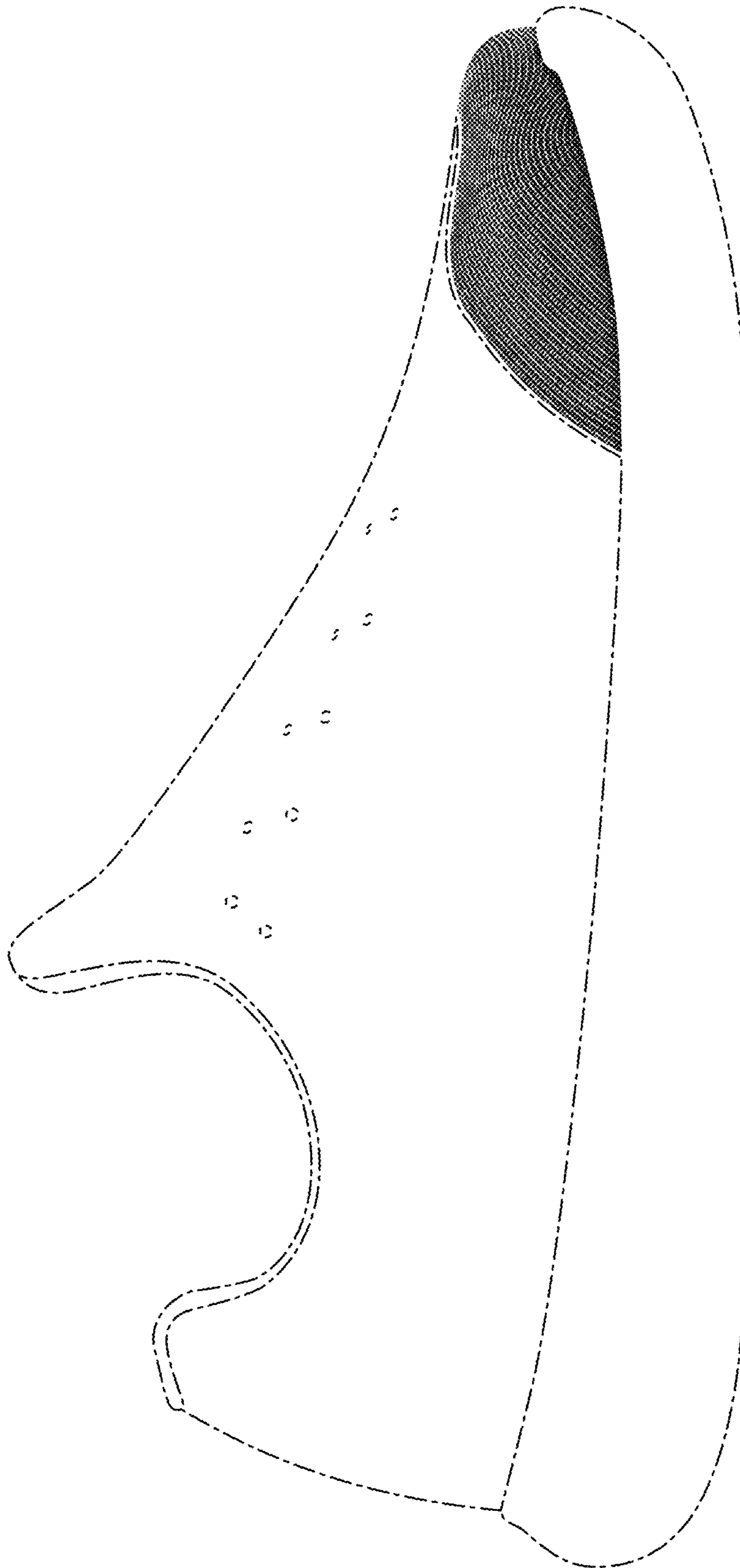


FIG. 4

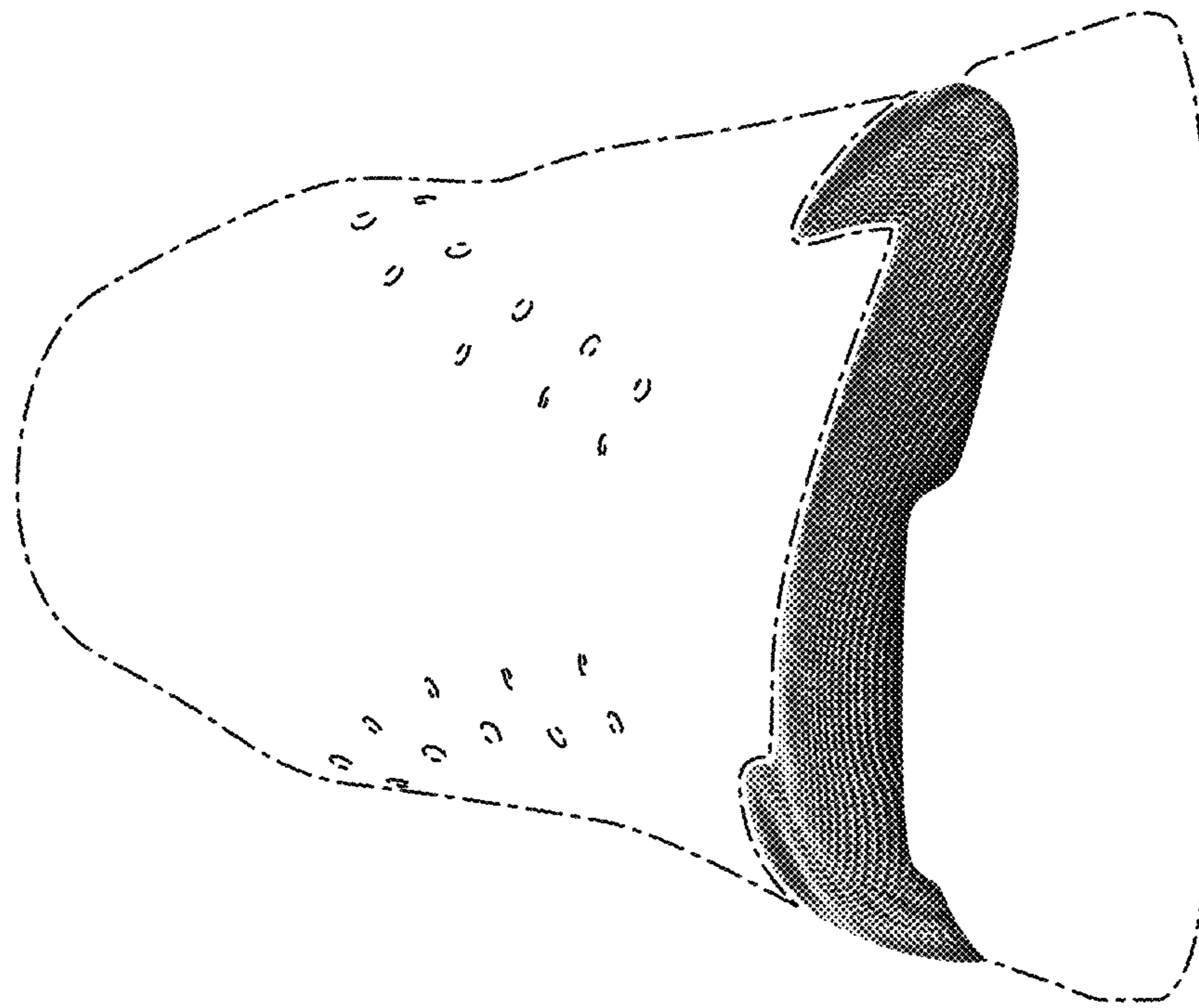


FIG. 5




FIG. 6