



US00D809268S

(12) **United States Design Patent**
O'Connor

(10) **Patent No.:** **US D809,268 S**

(45) **Date of Patent:** **** Feb. 6, 2018**

(54) **SHOE UPPER**

(71) Applicant: **NIKE, Inc.**, Beaverton, OR (US)

(72) Inventor: **Kelly A. O'Connor**, Beaverton, OR (US)

(73) Assignee: **NIKE, Inc.**, Beaverton, OR (US)

(**) Term: **15 Years**

(21) Appl. No.: **29/564,719**

(22) Filed: **May 15, 2016**

(51) **LOC (11) Cl.** **02-99**

(52) **U.S. Cl.**
USPC **D2/972**

(58) **Field of Classification Search**
USPC D2/902, 906-908, 923, 944, 969,
D2/971-974; D5/47, 49
CPC ... A43B 13/181; A43B 13/141; A43B 13/186;
A43B 13/188; A43B 23/00; A43B 23/02;
A43B 5/00; A43B 23/26; A43B 1/04;
A43B 11/14; A43B 7/00; A43B 3/12
See application file for complete search history.

(56) **References Cited**

U.S. PATENT DOCUMENTS

D14,134 S *	7/1883	Bend	D5/47
D40,194 S *	7/1909	Bright	D5/47
D62,791 S *	7/1923	Moore et al.	D5/47
D67,230 S *	5/1925	Oehrle	D5/47
D94,817 S *	3/1935	Forstman	D5/49
D95,945 S *	6/1935	Boessneck	D5/47
D99,494 S *	5/1936	Aibel	D5/49
D101,675 S *	10/1936	Moses	D5/47
D114,592 S *	5/1939	Krupka	D5/49
D174,711 S *	5/1955	Smith	D5/49

D175,222 S *	7/1955	Holt	D5/47
D684,761 S *	6/2013	Williams, Jr.	D2/972
D694,509 S *	12/2013	Miner	D2/972
D701,036 S *	3/2014	Martin	D2/972
D707,027 S *	6/2014	Shaffer	D2/972
D718,036 S	11/2014	McMillan		
D778,581 S *	2/2017	Kanata	D2/972
D779,187 S *	2/2017	Williams, Jr.	D2/972
D782,806 S *	4/2017	Small	D2/972
D783,257 S *	4/2017	Small	D2/972
D790,837 S *	7/2017	Greenspan	D2/972
D792,701 S *	7/2017	Small	D2/972
D796,824 S *	9/2017	Kanata	D2/972
D797,434 S *	9/2017	Klein	D2/972
D801,031 S *	10/2017	Cin	D2/972

* cited by examiner

Primary Examiner — Dominic V Simone

(74) *Attorney, Agent, or Firm* — Banner & Witcoff, Ltd.

(57) **CLAIM**

The ornamental design for a shoe upper, as shown and described.

DESCRIPTION

FIG. 1 is a front perspective view of a shoe upper showing my new design;

FIG. 2 is a top view thereof;

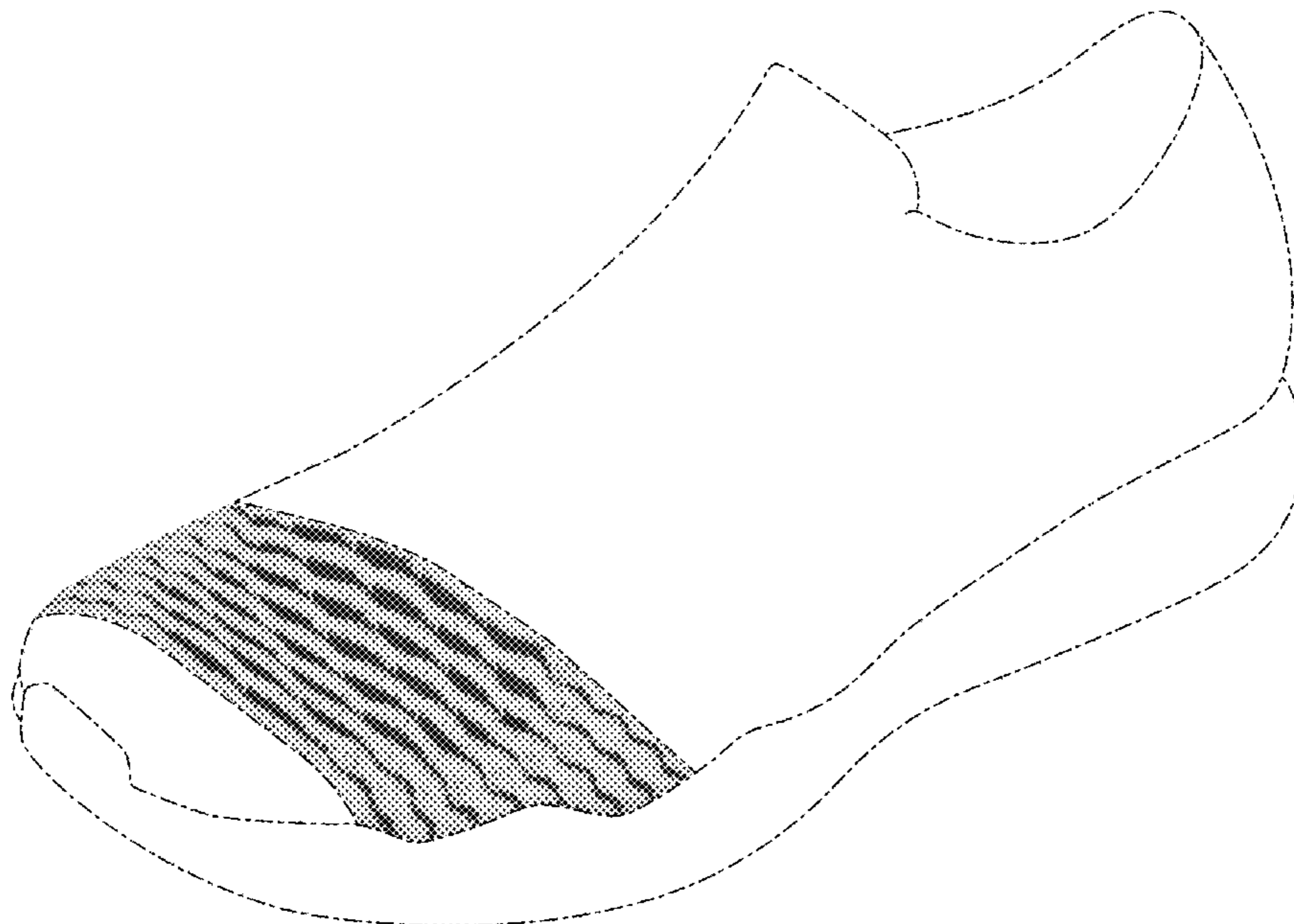
FIG. 3 is a front view thereof;

FIG. 4 is a side view thereof; and,

FIG. 5 is a second side view thereof.

The photographic area is claimed. The broken lines immediately adjacent to the photographic area represent unclaimed boundaries of the design. The broken lines showing the remainder of the shoe represent unclaimed subject matter and form no part of the claimed design.

1 Claim, 5 Drawing Sheets



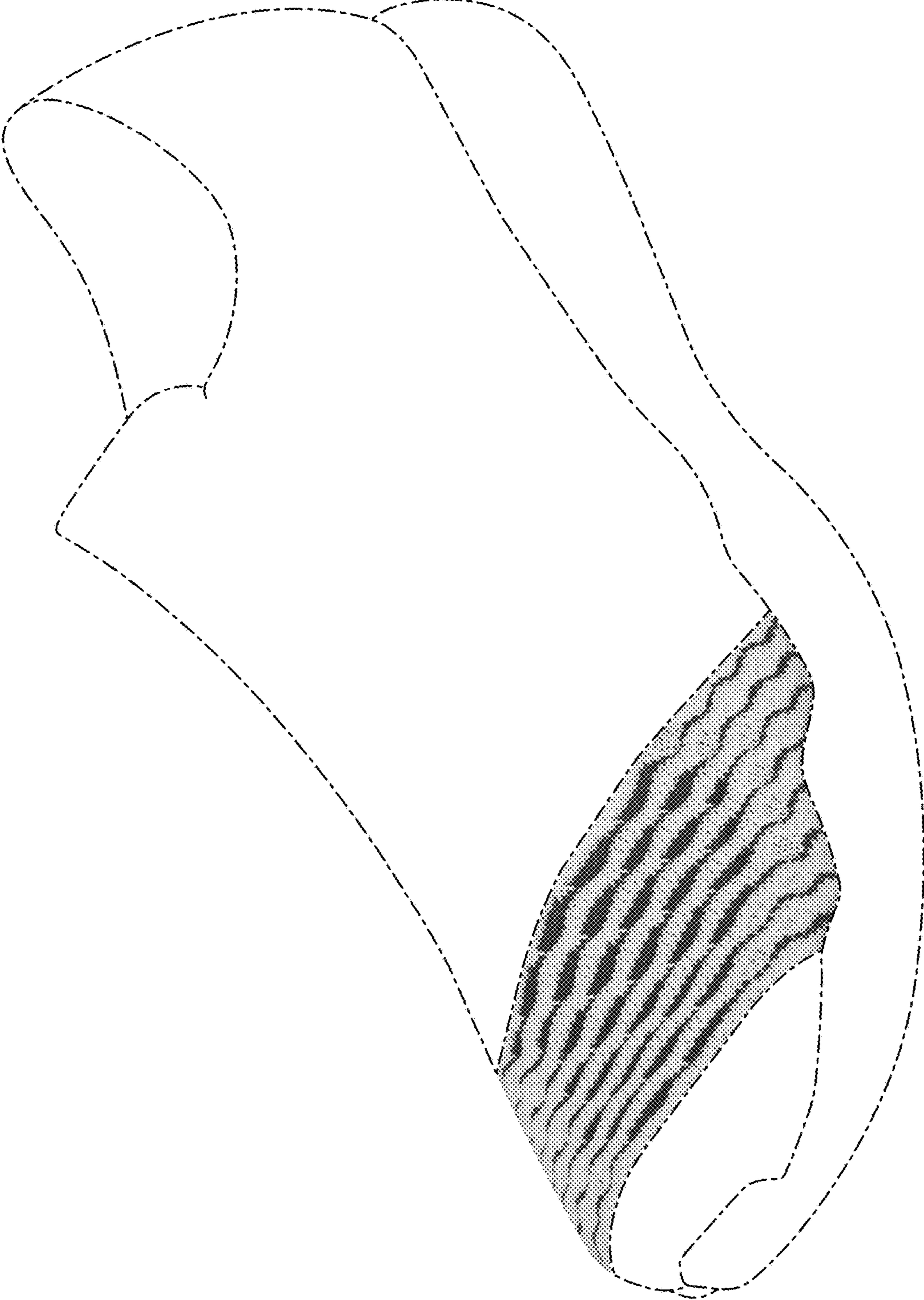


FIG. 1

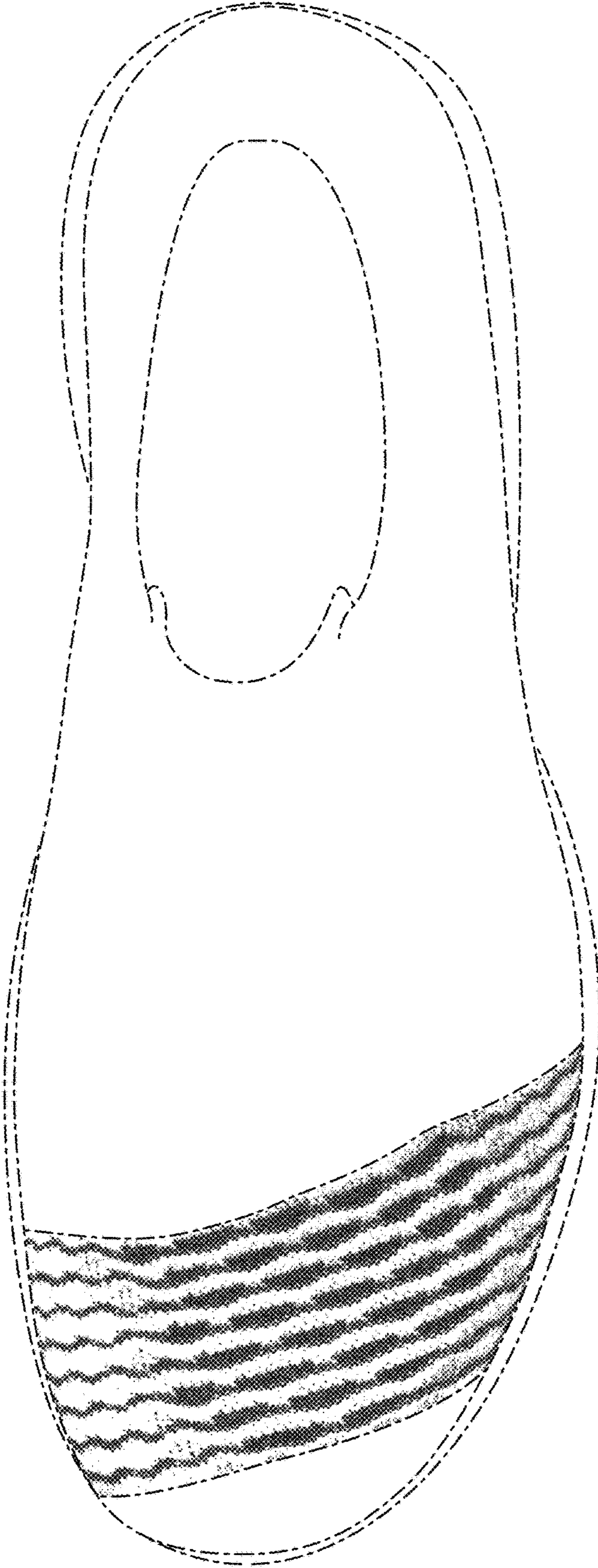


FIG. 2

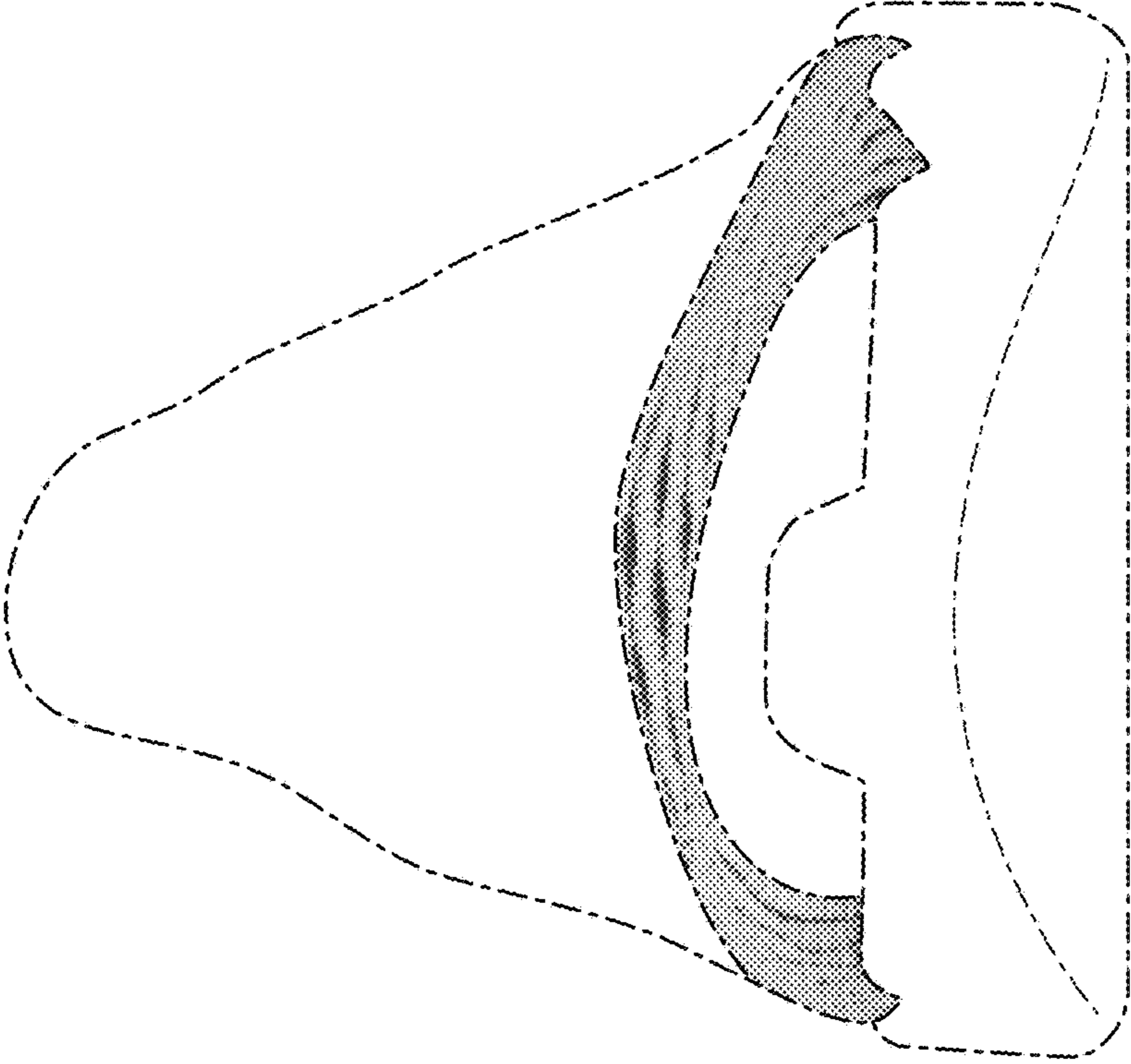


FIG. 3

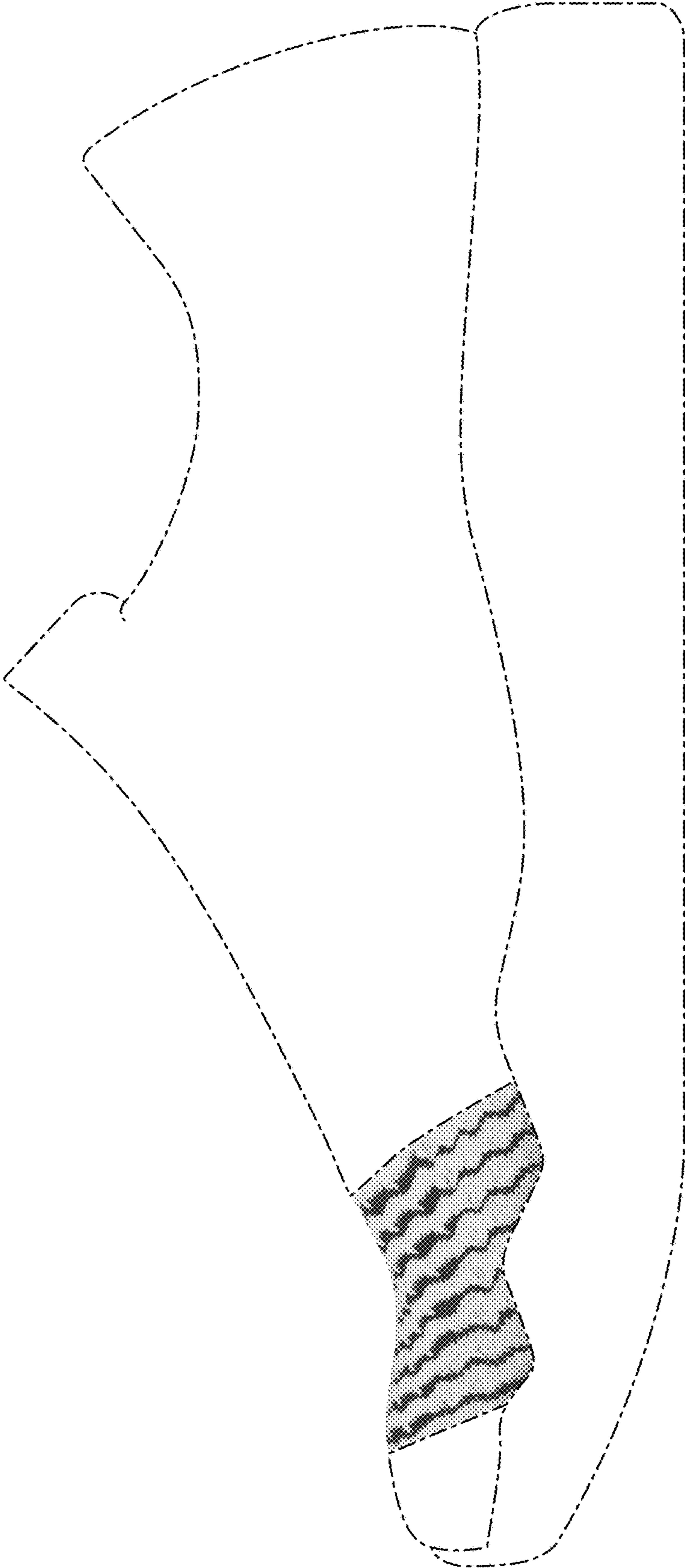


FIG. 4




FIG. 5