



US00D809262S

(12) **United States Design Patent** (10) **Patent No.:** **US D809,262 S**
Mokos et al. (45) **Date of Patent:** **** Feb. 6, 2018**

(54) **SHOE UPPER**
(71) Applicant: **Cole Haan LLC**, New York, NY (US)
(72) Inventors: **Jeffrey Mokos**, Greenland, NH (US);
Scott Patt, Greenland, NH (US)
(73) Assignee: **Cole Haan LLC**, New York, NY (US)
(**) Term: **15 Years**
(21) Appl. No.: **29/552,684**
(22) Filed: **Jan. 25, 2016**
(51) **LOC (11) Cl.** **02-04**
(52) **U.S. Cl.**
USPC **D2/969**; D2/945
(58) **Field of Classification Search**
USPC D2/909, 907, 908, 942, 943, 944, 945,
D2/947, 951, 953, 960, 969, 972, 974
CPC A43B 13/00; A43B 5/001; A43B 5/008;
A43B 5/06; A43B 5/10; A43B 5/1666
See application file for complete search history.

D429,411 S 8/2000 Gillespie
D435,958 S 1/2001 White
D476,143 S 6/2003 McDowell
D500,914 S 1/2005 Ammon
D514,288 S 2/2006 Burg
D524,518 S 7/2006 James
D532,585 S 11/2006 McDonald
D538,025 S * 3/2007 Belley D2/969
D541,026 S 4/2007 James
D541,521 S 5/2007 Smith et al.
D542,517 S * 5/2007 Hulbert D2/969
D546,546 S 7/2007 Chang
D549,949 S * 9/2007 Portzline D2/972
7,290,357 B2 11/2007 McDonald et al.
D565,283 S 4/2008 Smith et al.
D570,086 S 6/2008 McDowell
D572,002 S 7/2008 Alfaro

(Continued)

Primary Examiner — Celia Murphy
Assistant Examiner — Clare Ann Gannon
(74) *Attorney, Agent, or Firm* — Thompson Coburn LLP

(57) **CLAIM**

The ornamental design for a shoe upper, as shown and described.

(56) **References Cited**

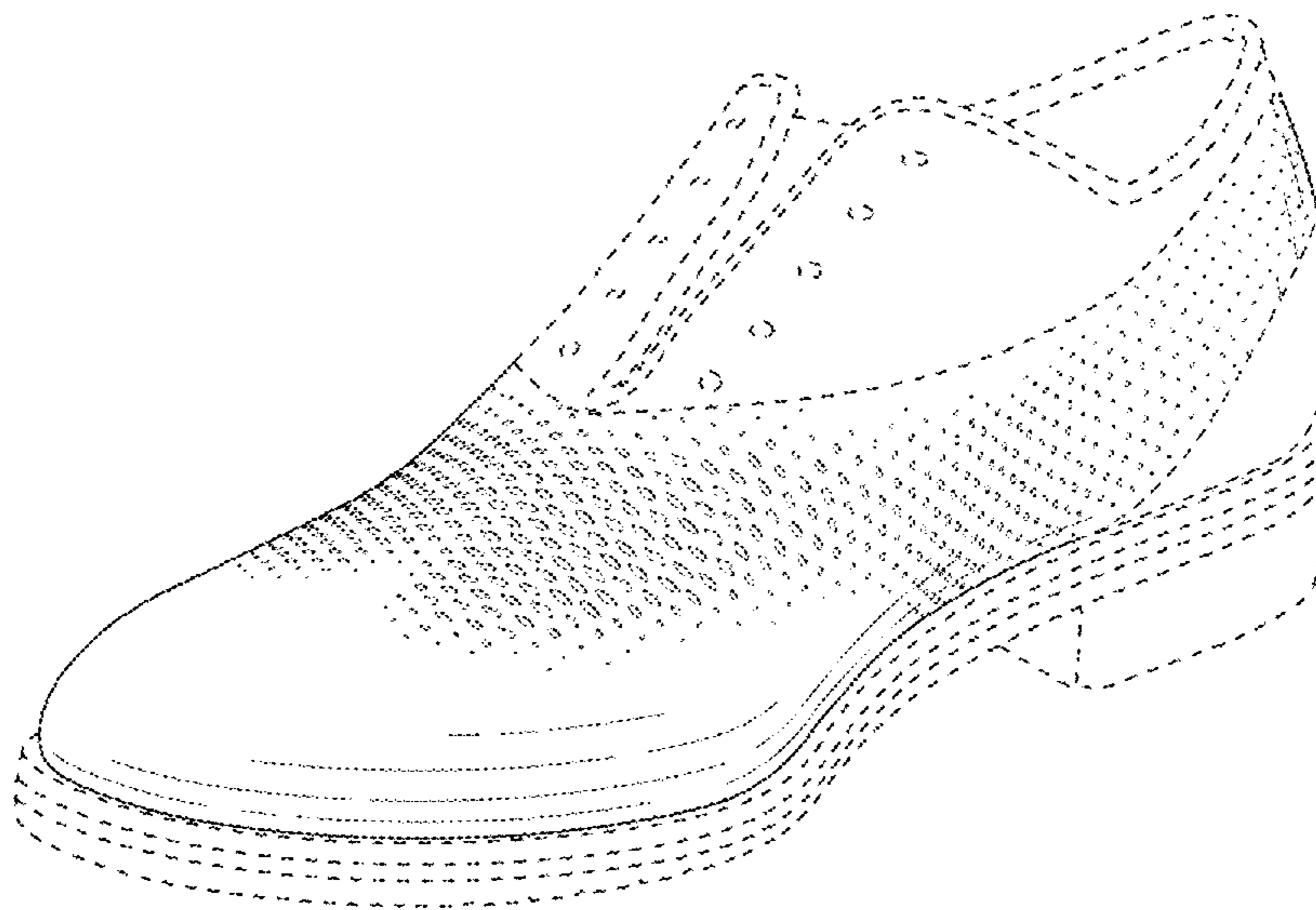
U.S. PATENT DOCUMENTS

D76,791 S 11/1928 Funk et al.
D90,234 S * 7/1933 Daniels D2/969
D96,687 S 8/1935 Lutz
D108,334 S 2/1938 Lutz
D119,276 S 3/1940 Lutz
D130,845 S 12/1941 Pick
D136,381 S 9/1943 Ghez et al.
D301,283 S 5/1989 Austin
D382,692 S 8/1997 Carlson
D385,996 S * 11/1997 Tresser D2/972
D399,345 S 10/1998 Koh
D401,391 S 11/1998 Genuin
D404,898 S 2/1999 Hudson
D415,610 S 10/1999 Cahill
D421,832 S 3/2000 Loveder

DESCRIPTION

FIG. 1 is a perspective view of a shoe upper showing our new design;
FIG. 2 is a right side elevational view thereof;
FIG. 3 is a left side elevational view thereof;
FIG. 4 is a top plan view thereof; and,
FIG. 5 is a rear elevational view thereof.
The broken lines immediately adjacent the shaded areas represent the bounds of the claimed design while all other broken lines are directed to environment and are for illustrative purposes only; the broken lines form no part of the claimed design. The broken line on the heel counter shown in FIGS. 4 and 5 are directed to environment.

1 Claim, 5 Drawing Sheets



(56)

References Cited

U.S. PATENT DOCUMENTS

D572,889 S	7/2008	Alfaro		D683,129 S	5/2013	Fogg	
D573,783 S *	7/2008	Link	D2/969	D689,684 S	9/2013	McMillan	
D574,133 S	8/2008	Le		D693,109 S	11/2013	Taylor	
D574,587 S	8/2008	McDowell		D703,932 S	5/2014	Avar et al.	
D575,044 S	8/2008	Alfaro		D703,933 S	5/2014	Avar et al.	
D577,185 S	9/2008	Link		D707,436 S	6/2014	Seamarks	
D582,133 S	12/2008	Del Biondi		D707,438 S	6/2014	Taylor	
D586,093 S	2/2009	Mermet		D707,943 S	7/2014	Nascimento	
D593,742 S	6/2009	Issler		D713,631 S	9/2014	Millogo	
D633,708 S	3/2011	Hatfield et al.		D714,535 S	10/2014	Dombrow	
D640,863 S	7/2011	Raysse		D724,829 S	3/2015	Lonigan	
D642,783 S	8/2011	Smith et al.		D728,209 S	5/2015	Mansouri	
D642,784 S	8/2011	Mayden		D737,562 S *	9/2015	Avar	D2/972
D644,418 S	9/2011	Yi		D738,091 S	9/2015	de Montgolfier	
D663,519 S	7/2012	Grangaard		D740,538 S	10/2015	Roulo	
D674,588 S	1/2013	Minami		D741,588 S	10/2015	Weeks	
D675,424 S	2/2013	Williams, Jr.		D752,329 S	3/2016	Kirschner	
D677,865 S *	3/2013	Van Zyll De Jong	D2/945	D753,377 S *	4/2016	Bigolin	D2/907
D678,667 S	3/2013	Carboy		D753,906 S *	4/2016	Kasprzak	D2/907
				D761,541 S	7/2016	Hermes	
				9,433,256 B2	9/2016	Callahan et al.	
				2006/0156575 A1	7/2006	Lo	

* cited by examiner

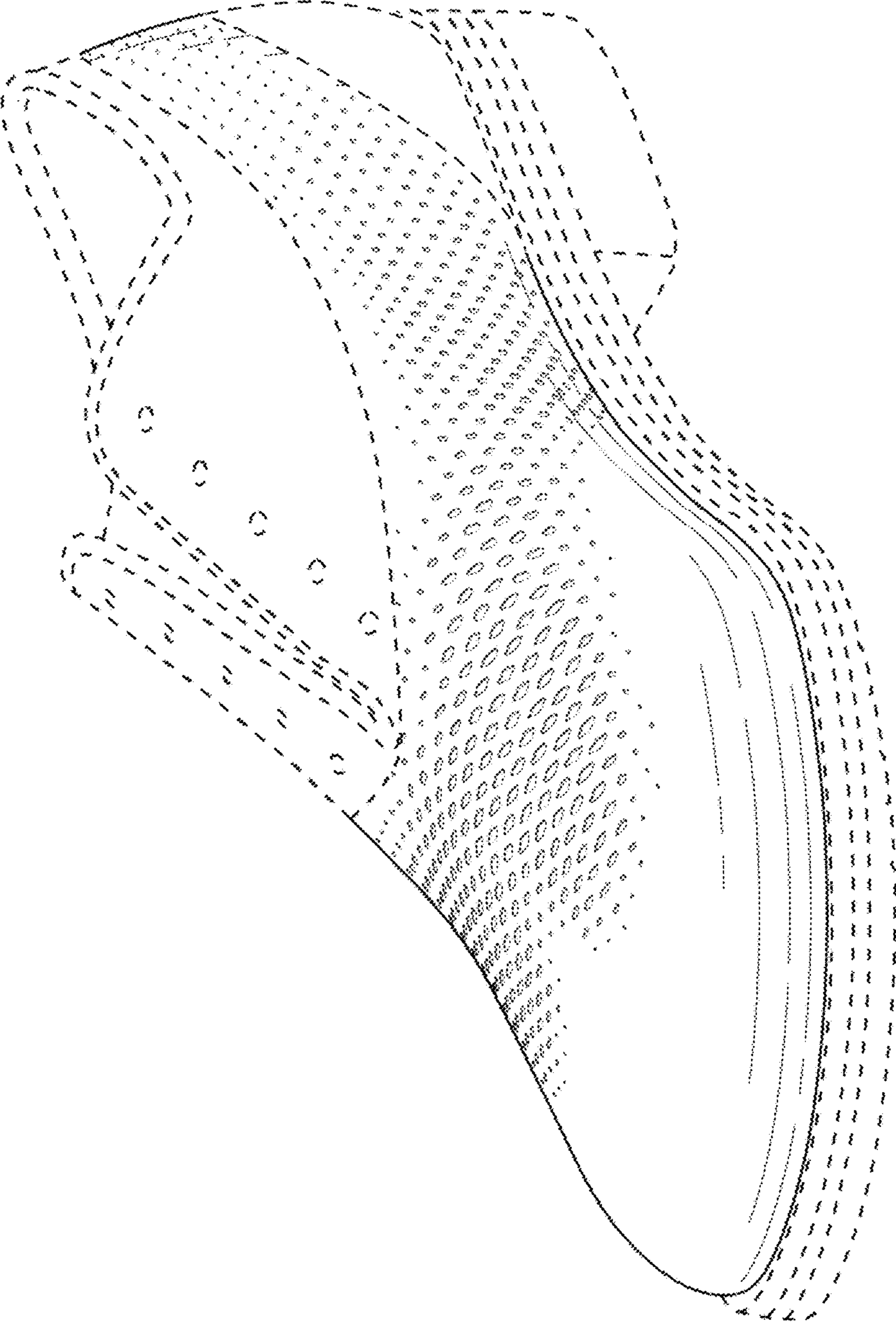


FIG. 1

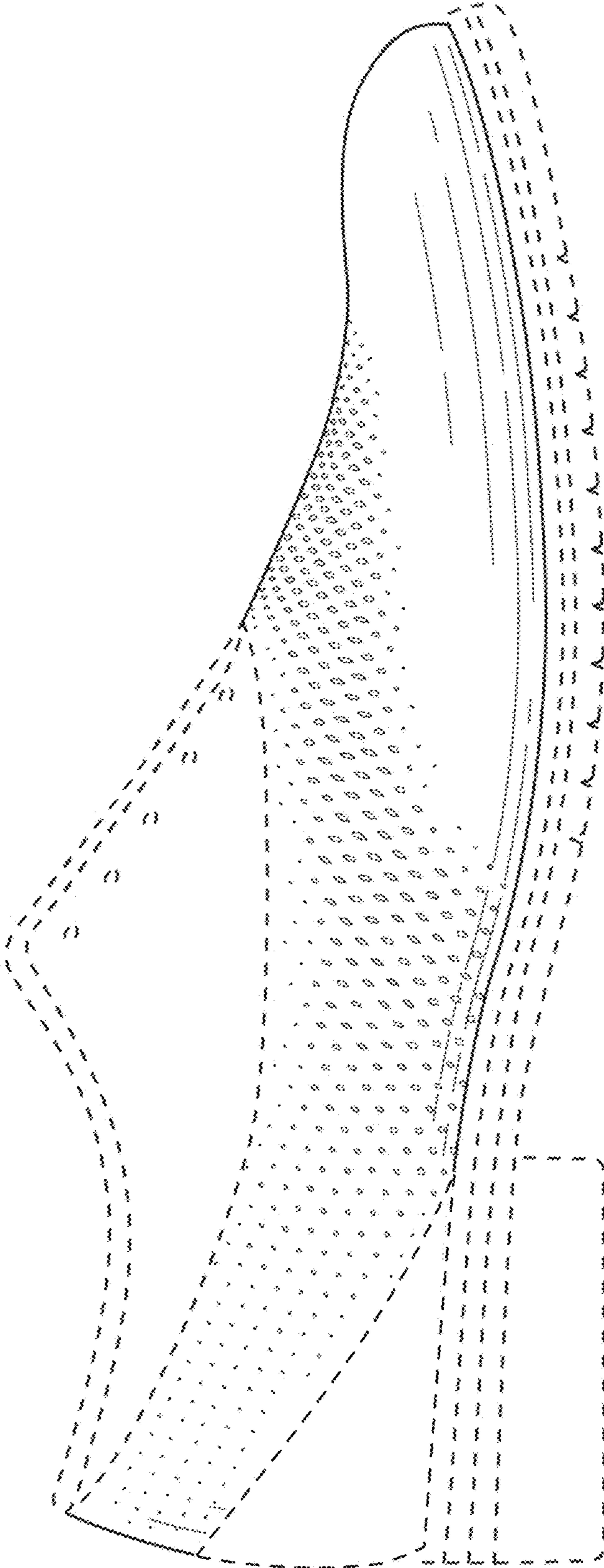


FIG. 2

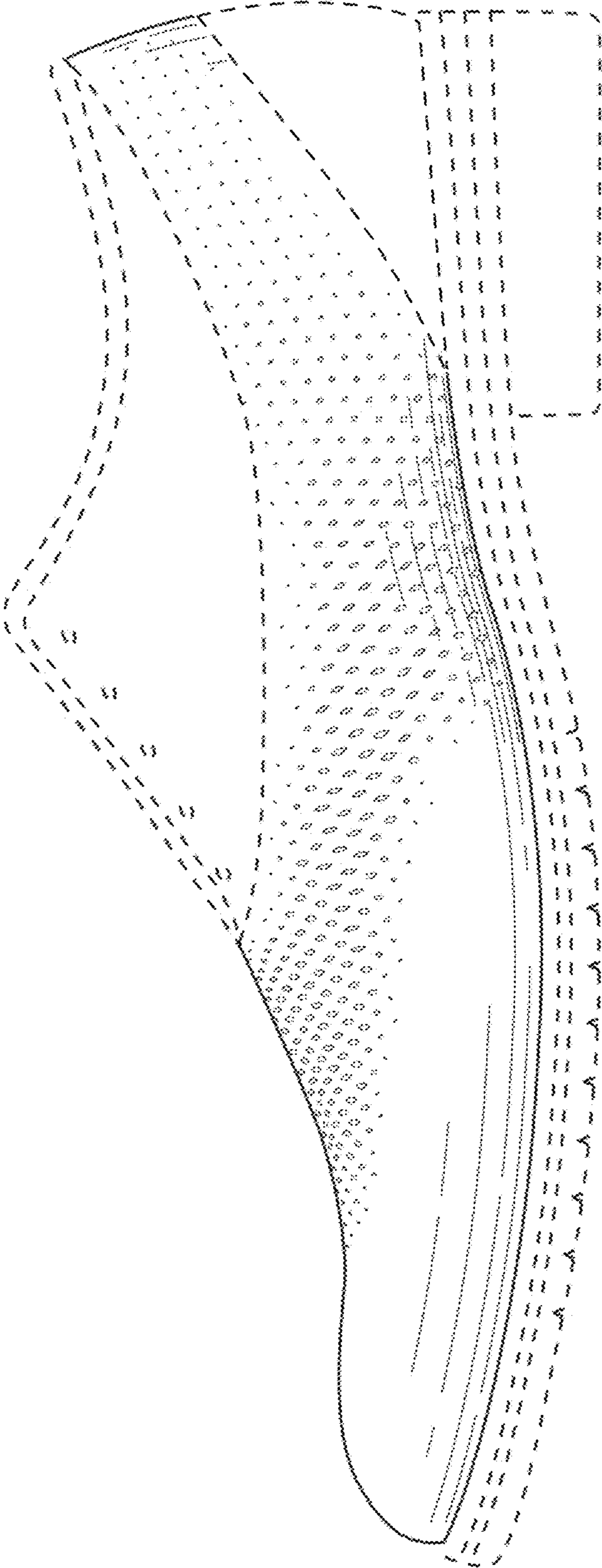


FIG. 3

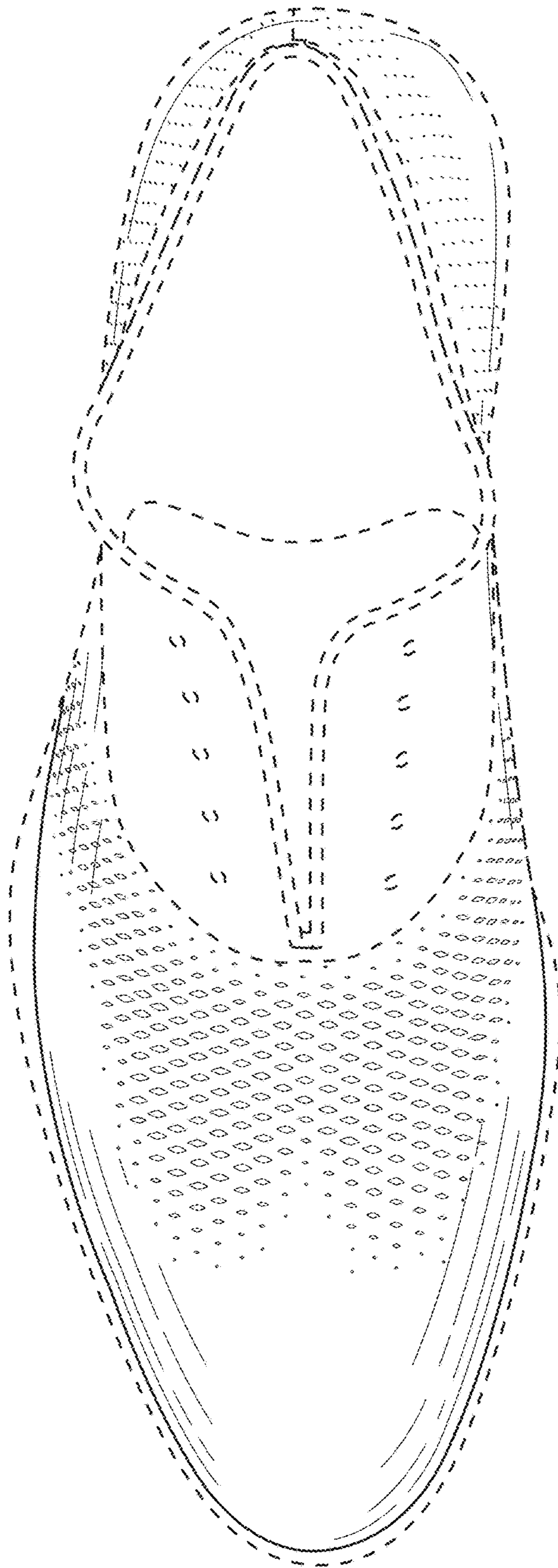


FIG. 4

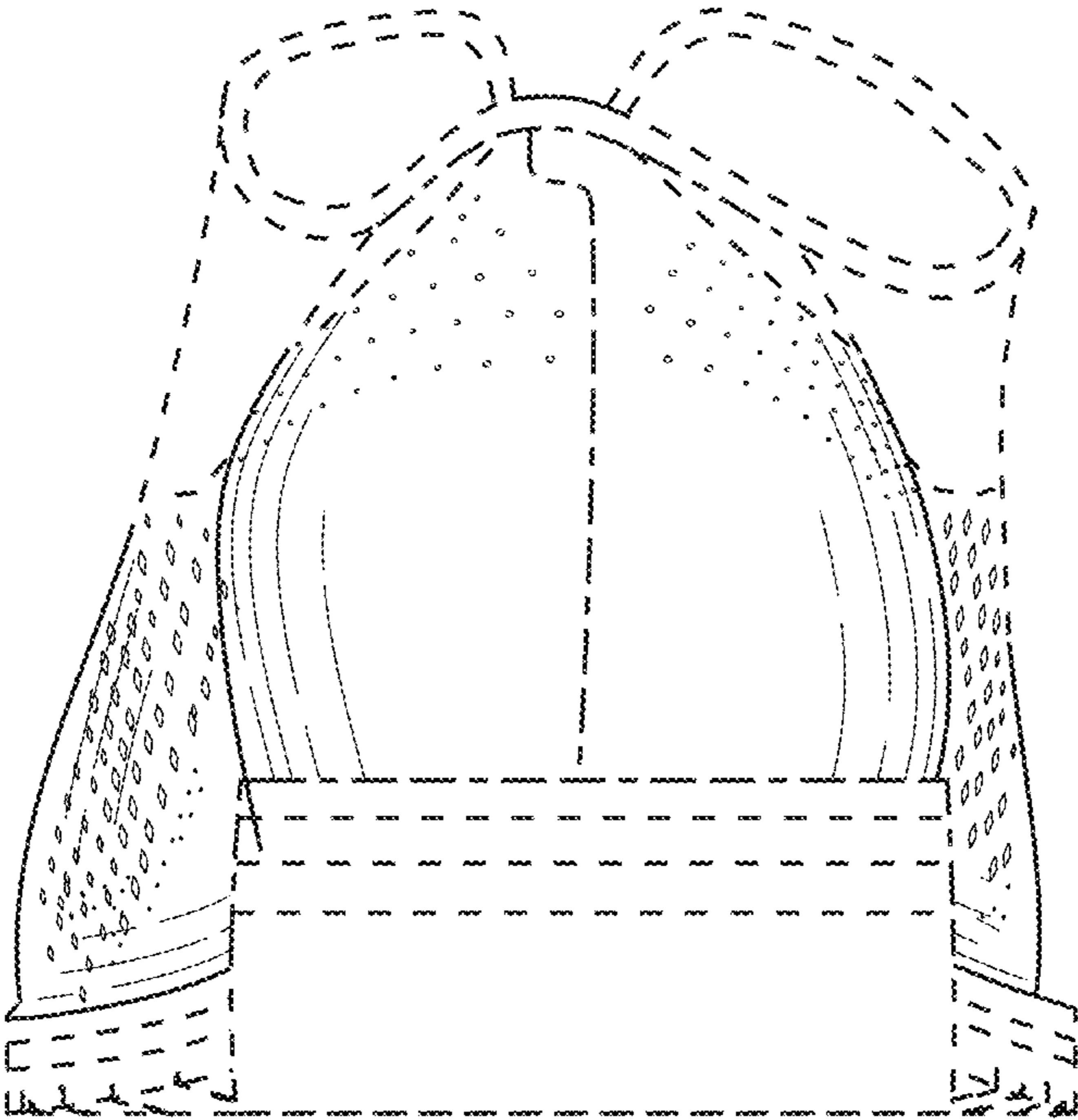


FIG. 5