



US00D809256S

(12) **United States Design Patent**
Nethongkome

(10) **Patent No.:** **US D809,256 S**
(45) **Date of Patent:** **** Feb. 6, 2018**

- (54) **SHOE MIDSOLE**
- (71) Applicant: **NIKE, Inc.**, Beaverton, OR (US)
- (72) Inventor: **Benjamin Nethongkome**, Beaverton, OR (US)
- (73) Assignee: **NIKE, Inc.**, Beaverton, OR (US)
- (**) Term: **15 Years**
- (21) Appl. No.: **29/584,698**
- (22) Filed: **Nov. 16, 2016**
- (51) **LOC (11) Cl.** **02-04**
- (52) **U.S. Cl.**
USPC **D2/947; D2/953**
- (58) **Field of Classification Search**
USPC D2/902, 906, 908, 916, 918, 925,
D2/946-962, 977; 36/3 B, 22 R, 24.5,
36/25 R, 28, 32 R, 34 R, 59 C, 67 A, 103
CPC A43B 13/00; A43B 13/02; A43B 13/023;
A43B 13/026; A43B 13/04; A43B 13/08;
A43B 13/10; A43B 13/12; A43B 13/14;
A43B 13/141; A43B 13/143; A43B
13/16; A43B 13/18; A43B 13/181; A43B
13/187; A43B 13/189; A43B 13/20; A43B
13/22; A43B 13/223; A43B 13/24; A43B
13/28; A43B 13/30; A43B 13/32; A43B
13/34; A43B 13/36
See application file for complete search history.

- D641,145 S * 7/2011 Della Valle D2/953
- 8,146,266 B2 * 4/2012 Vattes A43B 17/08
36/10
- D717,032 S * 11/2014 Van Zyll De Jong D2/951
- D725,359 S * 3/2015 Miner D2/947
- D776,419 S * 1/2017 VanHook D2/947
- D779,806 S * 2/2017 Mokos D2/947
- D784,667 S * 4/2017 Wright D2/947
- D788,416 S * 6/2017 Chang D2/947
- D793,688 S * 8/2017 Avar D2/951
- D794,293 S * 8/2017 Robusti D2/947
- D796,803 S * 9/2017 Nethongkome D2/947
- D799,181 S * 10/2017 Klein D2/947
- 2013/0031805 A1 * 2/2013 Crowley, II A43B 7/144
36/103
- 2014/0150298 A1 * 6/2014 Crowley A43B 7/1445
36/103

* cited by examiner

Primary Examiner — T. Chase Nelson
(74) *Attorney, Agent, or Firm* — Shook, Hardy & Bacon
L.L.P.

(57) **CLAIM**

The ornamental design for a shoe midsole, as shown and described.

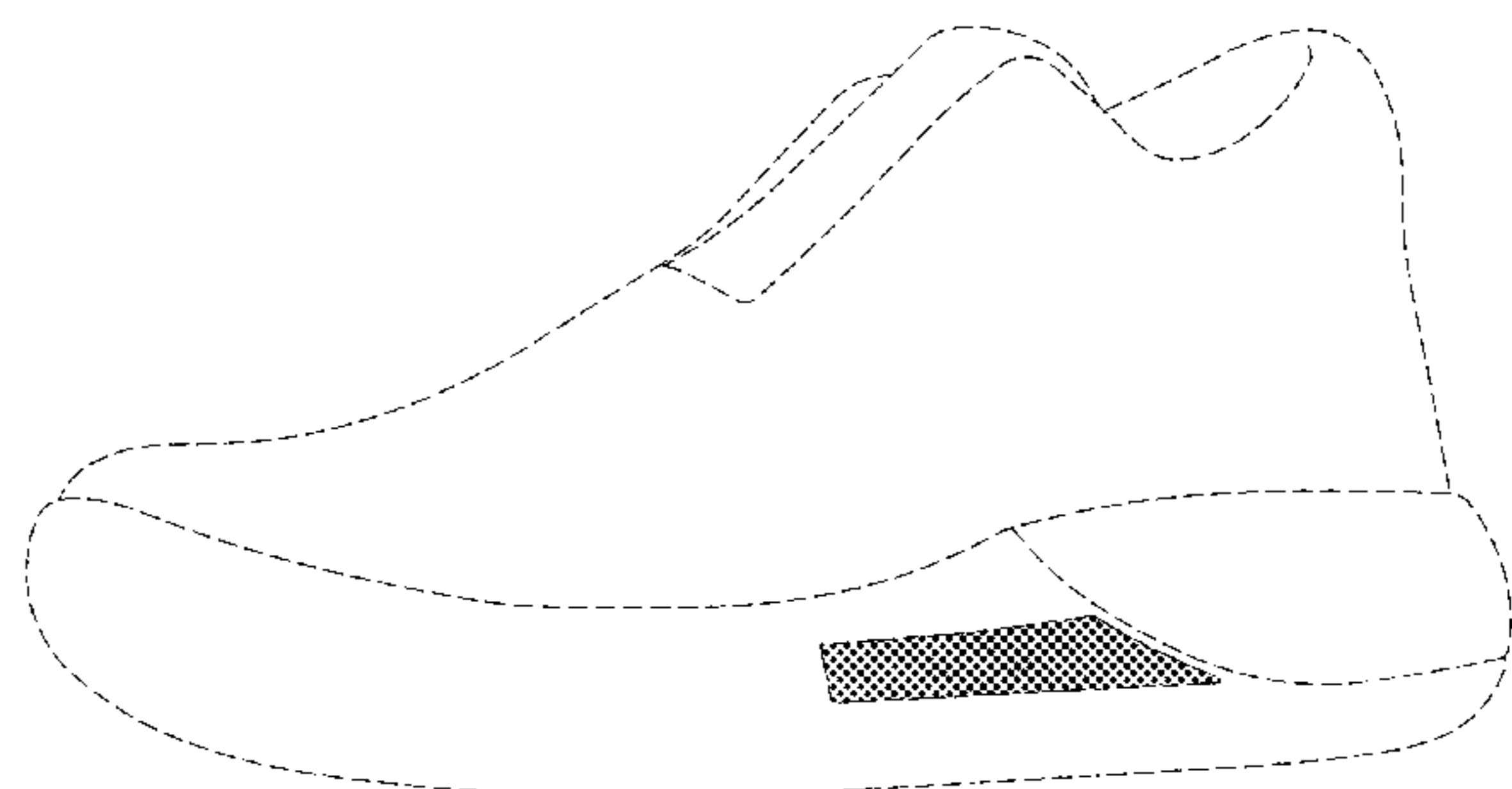

DESCRIPTION

FIG. 1 is a side view of a shoe midsole showing my new design according to a first embodiment; FIG. 2 is a first perspective view thereof; and, FIG. 3 is a second perspective view thereof.

The long and short broken lines are boundary lines, which define the bounds of the claimed design. These boundaries do not exist in reality in the article embodying the design. It is understood that the claimed design extends to these boundaries but does not include the boundaries.

The evenly-spaced broken lines shown in the drawings are directed to environment, are for informational purposes only, and form no part of the claimed design.

1 Claim, 3 Drawing Sheets



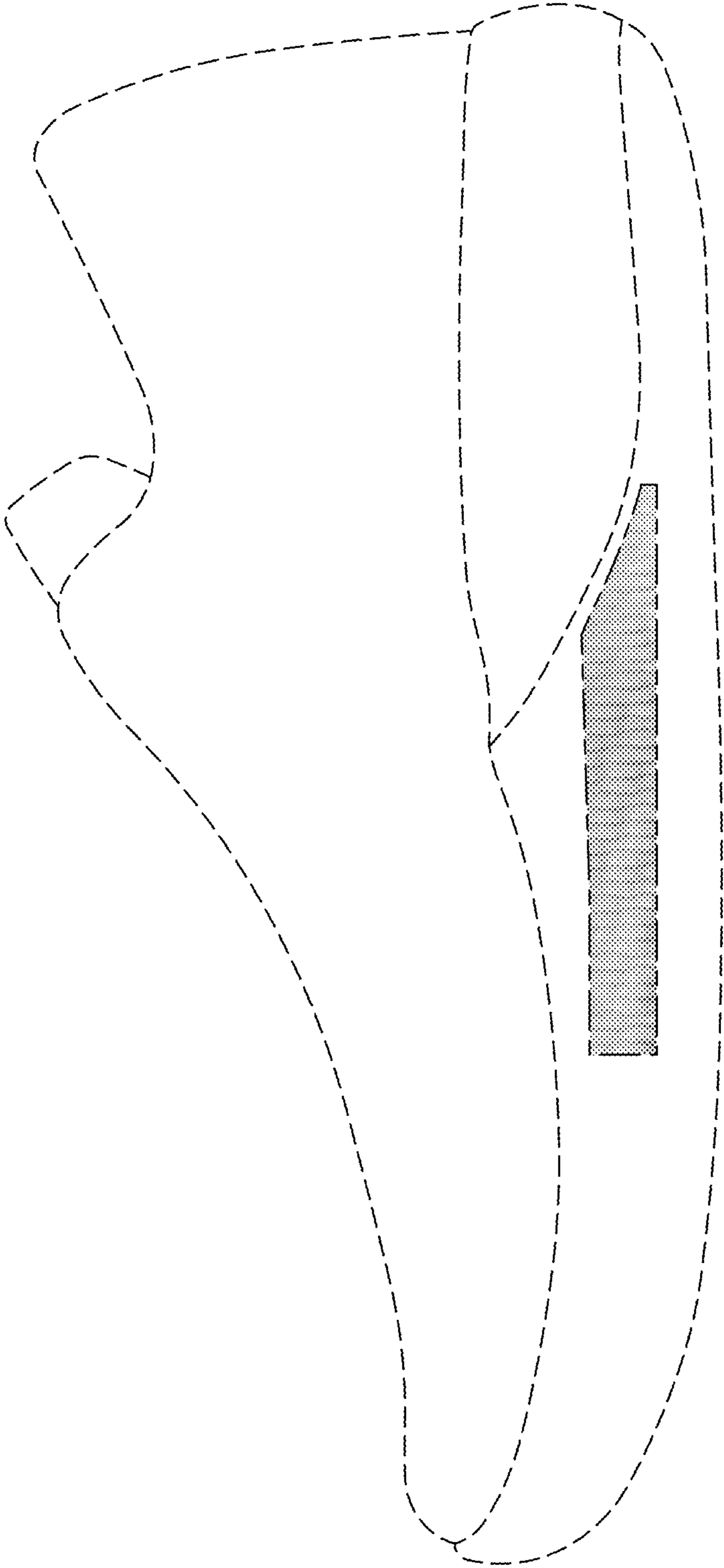


FIG. 1.

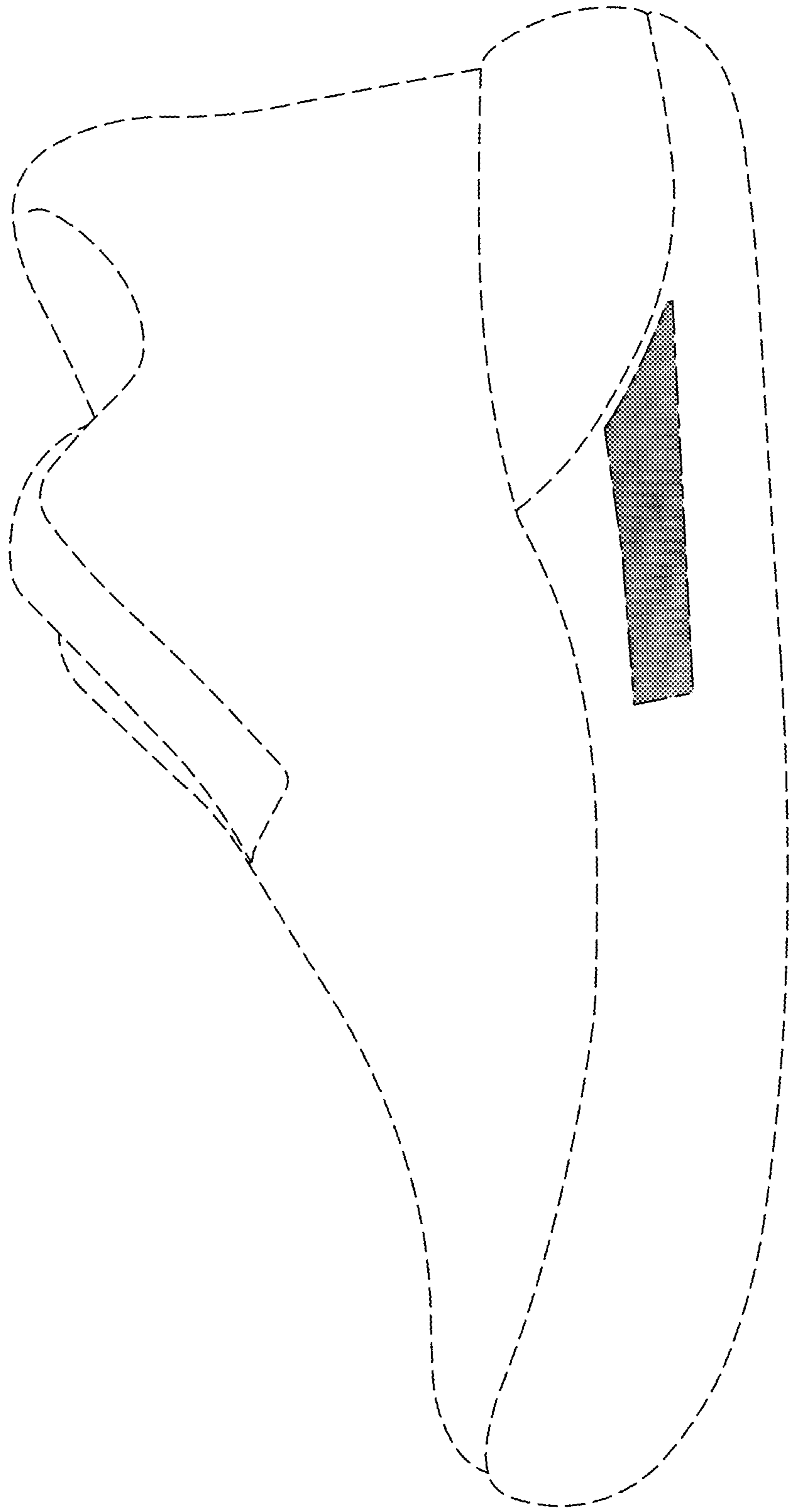


FIG. 2.

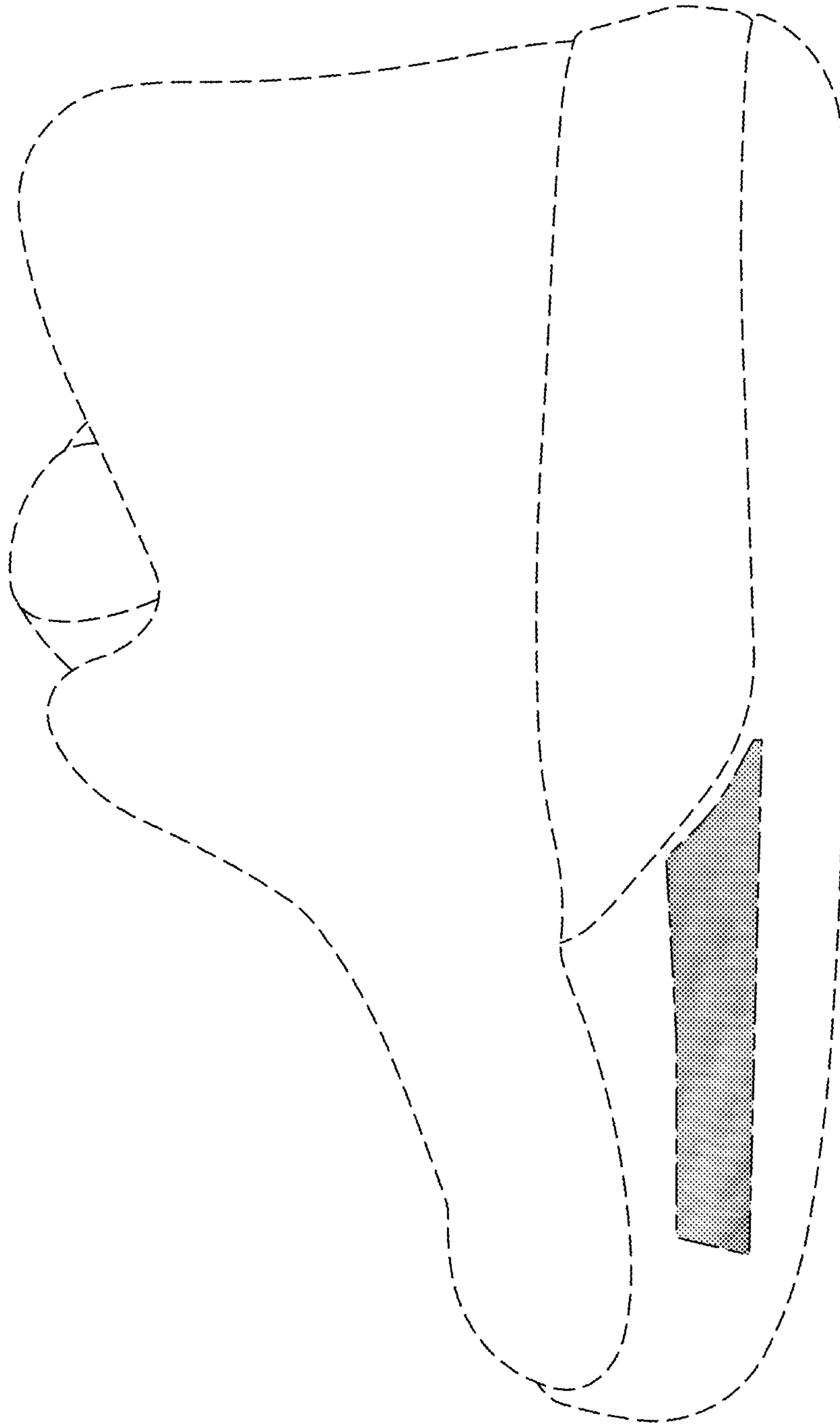


FIG. 3.