



US00D809213S

(12) **United States Design Patent** (10) **Patent No.:** **US D809,213 S**
Watson (45) **Date of Patent:** **** Jan. 30, 2018**

(54) **UPRIGHT HEART-SHAPED AQUARIUM**

(71) Applicant: **PetSmart Home Office, Inc.**, Phoenix, AZ (US)
(72) Inventor: **Jeffrey Stocker Watson**, Phoenix, AZ (US)
(73) Assignee: **PetSmart Home Office, Inc.**, Phoenix, AZ (US)
(**) Term: **15 Years**

(21) Appl. No.: **29/589,399**
(22) Filed: **Dec. 30, 2016**
(51) **LOC (11) Cl.** **30-02**
(52) **U.S. Cl.**
USPC **D30/102**
(58) **Field of Classification Search**
USPC D30/101-107; D6/302; D7/578, 582, D7/518, 521; D9/629, 643, 645; D11/56, 103, 131, 133, 145, 157; D21/378
CPC A01K 63/00; A01K 63/003; A01K 63/02; A01K 63/006
See application file for complete search history.

(56) **References Cited**

U.S. PATENT DOCUMENTS

D499,217 S * 11/2004 Wang D30/101
D523,757 S * 6/2006 Garcia D9/629
D669,229 S * 10/2012 Andon D30/101
D737,003 S * 8/2015 Yu D30/101

OTHER PUBLICATIONS

“Top Fin® Light Hearted Betta Tank.” PetSmart Inc. Copyright © 2017. Retrieved on Sep. 21, 2017. Retrieved from the Internet: URL: www.petsmart.com/fish/tanks-aquariums-and-nets/aquariums/top-fin-light-hearted-betta-tank-42335.html?cgid=300129.*

* cited by examiner

Primary Examiner — Wan Laymon

(74) *Attorney, Agent, or Firm* — Duane Morris LLP


(57) **CLAIM**

The ornamental design for an upright heart-shaped aquarium, as shown and described.

DESCRIPTION

FIG. 1 is a perspective view of the upright heart-shaped aquarium.
FIG. 2 is a front view of the upright heart-shaped aquarium.
FIG. 3 is a rear view of the upright heart-shaped aquarium.
FIG. 4 is a left side view of the upright heart-shaped aquarium.
FIG. 5 is a right side view of the upright heart-shaped aquarium.
FIG. 6 is a top view of the upright heart-shaped aquarium; and,
FIG. 7 is a bottom view of the upright heart-shaped aquarium.
The broken lines in the drawings define boundary lines and form no part of the claimed design.

1 Claim, 7 Drawing Sheets



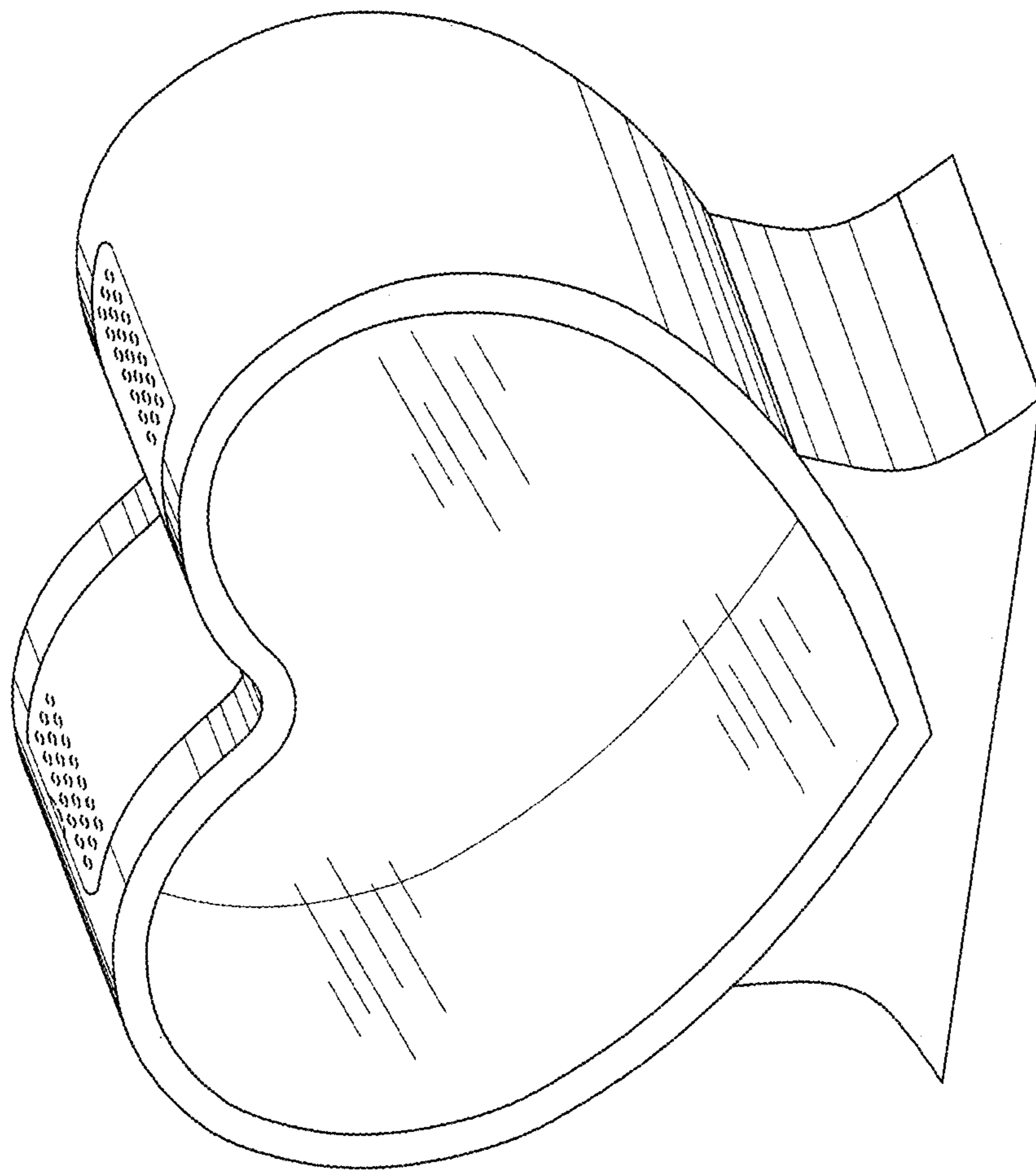


FIG. 1

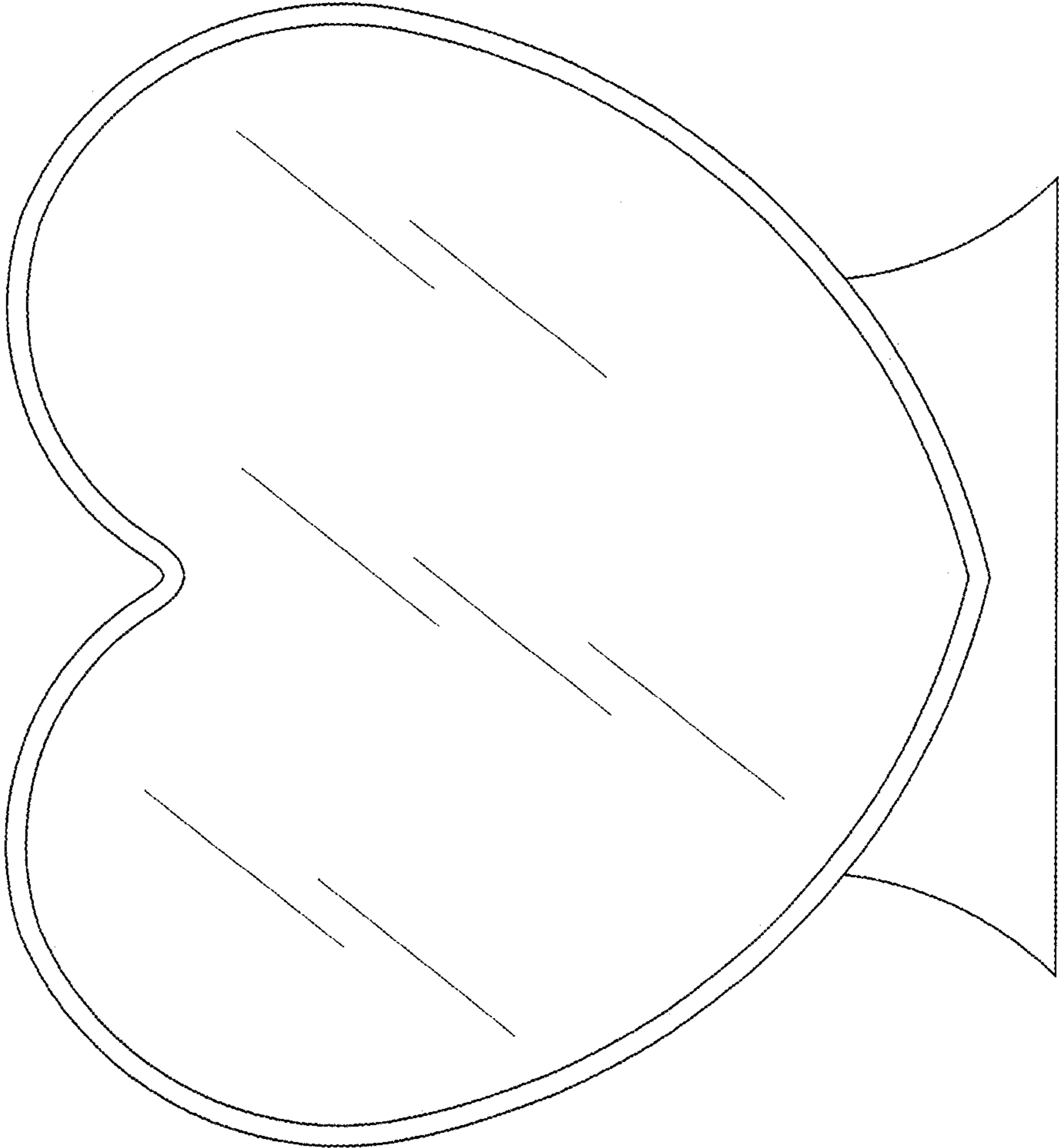


FIG. 2




FIG. 3




FIG. 4




FIG. 5

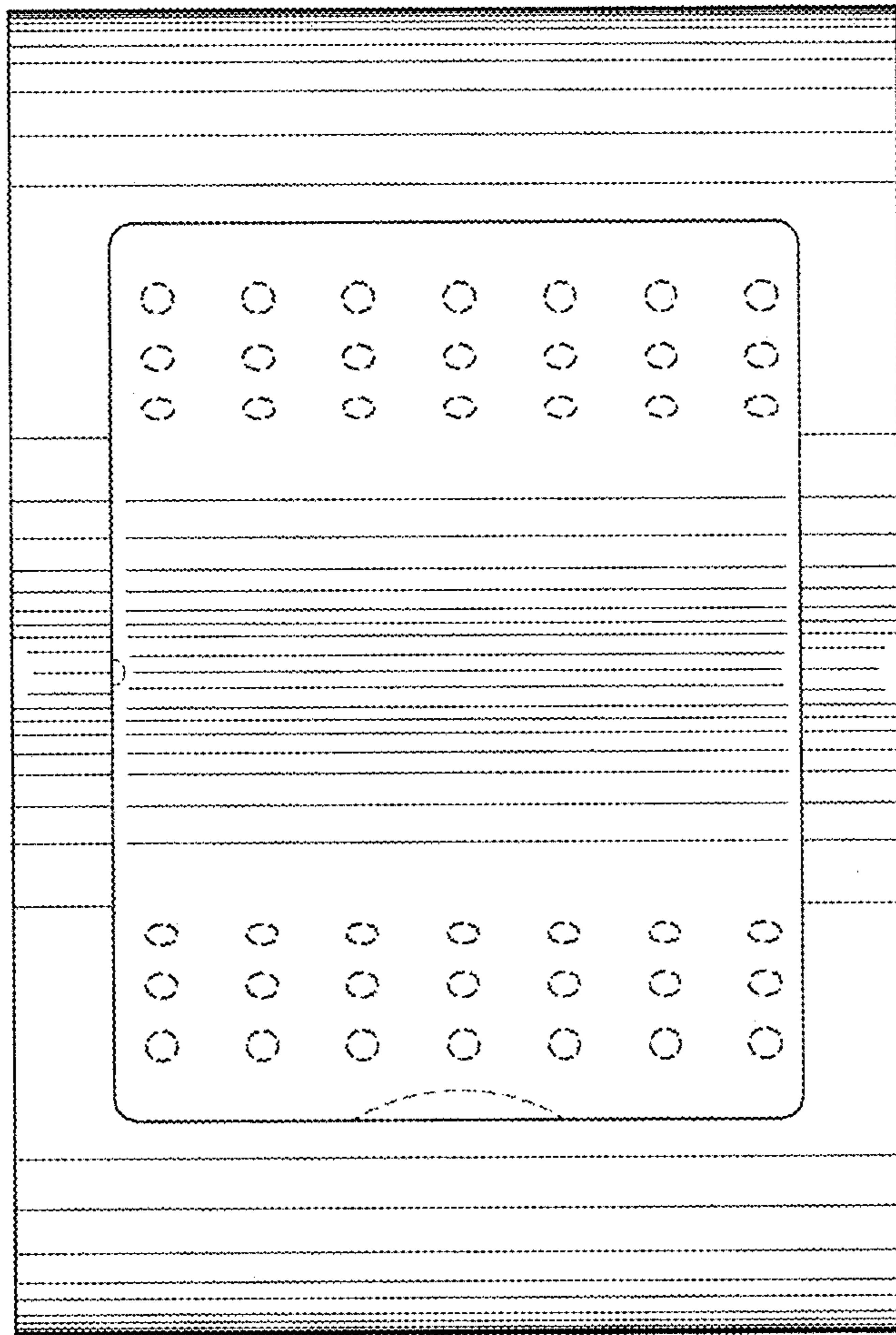


FIG. 6

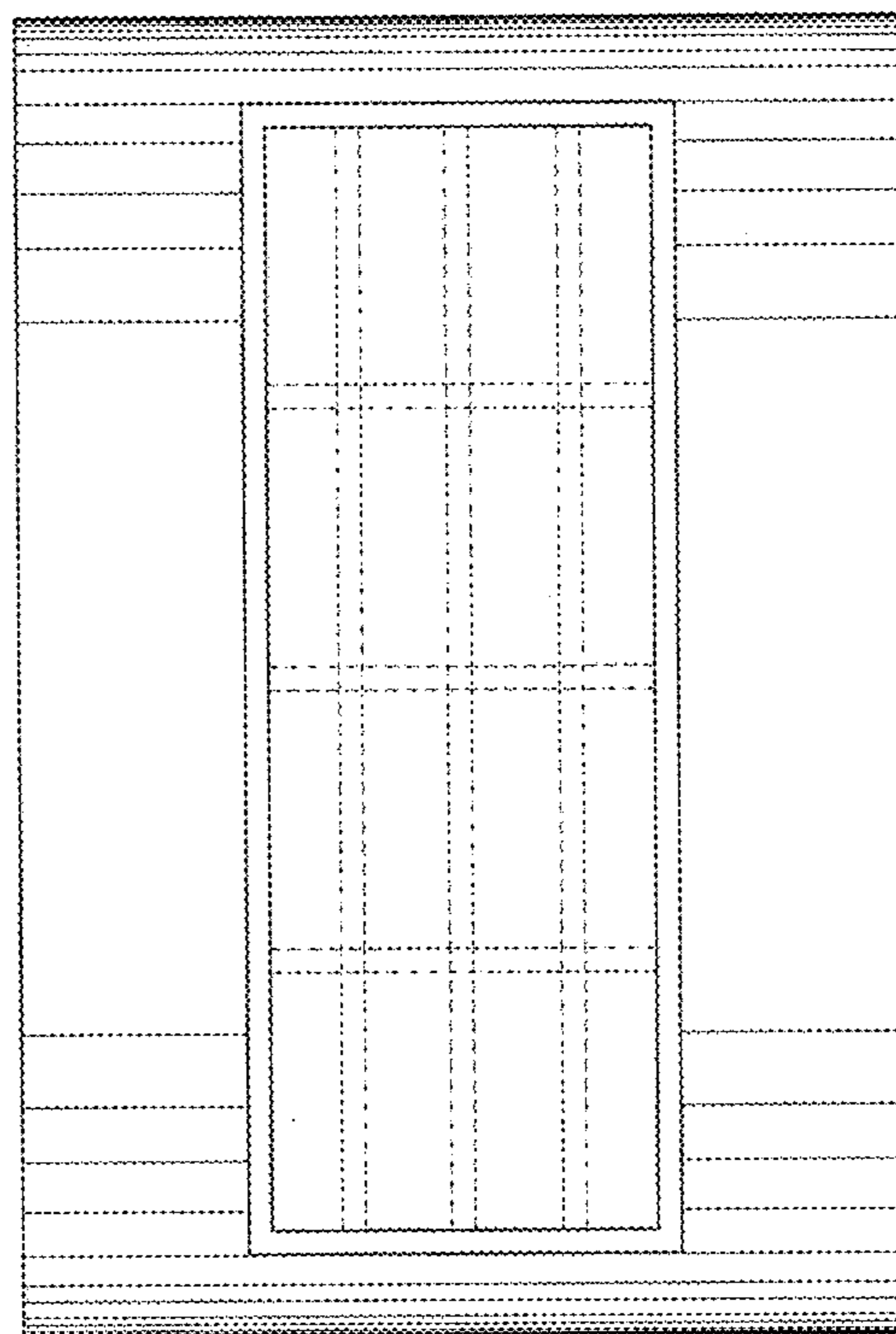


FIG. 7