



US00D809205S

(12) **United States Design Patent**
Silva

(10) **Patent No.:** **US D809,205 S**
(45) **Date of Patent:** **** Jan. 30, 2018**

(54) **BOBBY PIN BAND**
(71) Applicant: **David Silva**, Reno, NV (US)
(72) Inventor: **David Silva**, Reno, NV (US)
(**) Term: **15 Years**
(21) Appl. No.: **29/570,606**
(22) Filed: **Jul. 10, 2016**

2,522,911 A * 9/1950 Weaver A45D 8/08
132/284
D199,475 S * 10/1964 Welss D28/39
D292,327 S * 10/1987 Kalichman D28/40
5,138,720 A * 8/1992 Campbell A42B 5/00
132/61
D347,295 S * 5/1994 McCabe D28/39
D567,438 S * 4/2008 Srivastava D28/10
D777,374 S * 1/2017 Hsu D28/39
D782,114 S * 3/2017 Solis D28/41
2014/0102473 A1* 4/2014 Mosley A45D 8/08
132/284

(51) **LOC (11) Cl.** **28-03**
(52) **U.S. Cl.**
USPC **D28/39**
(58) **Field of Classification Search**
USPC D28/39, 40, 41, 42, 43, 10; 132/61, 57.1,
132/72.1, 212, 273, 280, 277, 278, 279,
132/281-284; D11/1, 57
CPC ... A45D 8/00; A45D 8/08; A45D 8/06; A45D
8/02; A45D 8/20; A45D 8/24; A45D
8/34; A45D 2008/004; A45D 2008/006
See application file for complete search history.

* cited by examiner

Primary Examiner — Susan Bennett Hattan
Assistant Examiner — Rebecca Tsehaye

(57) **CLAIM**

The ornamental design for a Bobby pin band, as shown and described.

DESCRIPTION

FIG. 1 is a top view of my new Bobby pin band design.
FIG. 2 is a bottom view of my new Bobby pin band design.
FIG. 3 is a side view of my new Bobby pin band design.
FIG. 4. is the opposite side view of my new Bobby pin band design.
FIG. 5 is a perspective view of my new Bobby pin band design.
FIG. 6 is a perspective view of my new Bobby pin band design; and,
FIG. 7 is a perspective view of my new Bobby pin band design.

(56) **References Cited**

U.S. PATENT DOCUMENTS

534,989 A * 3/1895 Astrich A42B 7/00
132/61
1,011,394 A * 12/1911 Wilsom A42B 7/00
132/61
1,732,808 A * 10/1929 Goldberg A45D 8/14
132/284
2,157,835 A * 5/1939 Solomons A42B 7/00
132/61

1 Claim, 1 Drawing Sheet



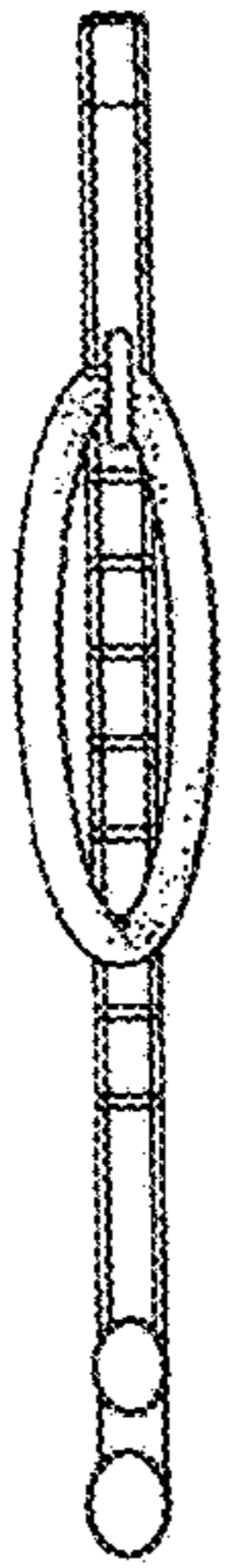


FIG 1

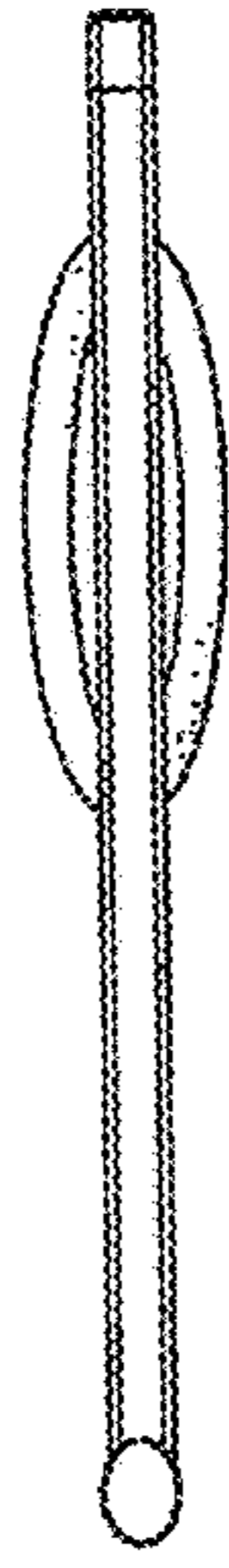


FIG 2

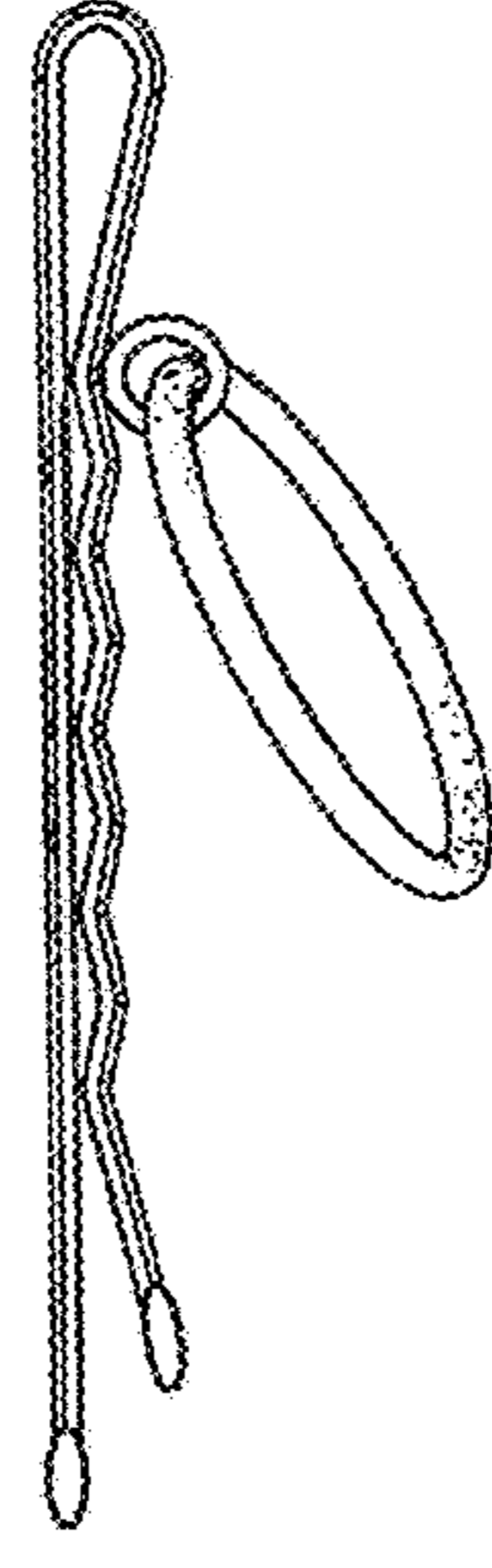


FIG 3

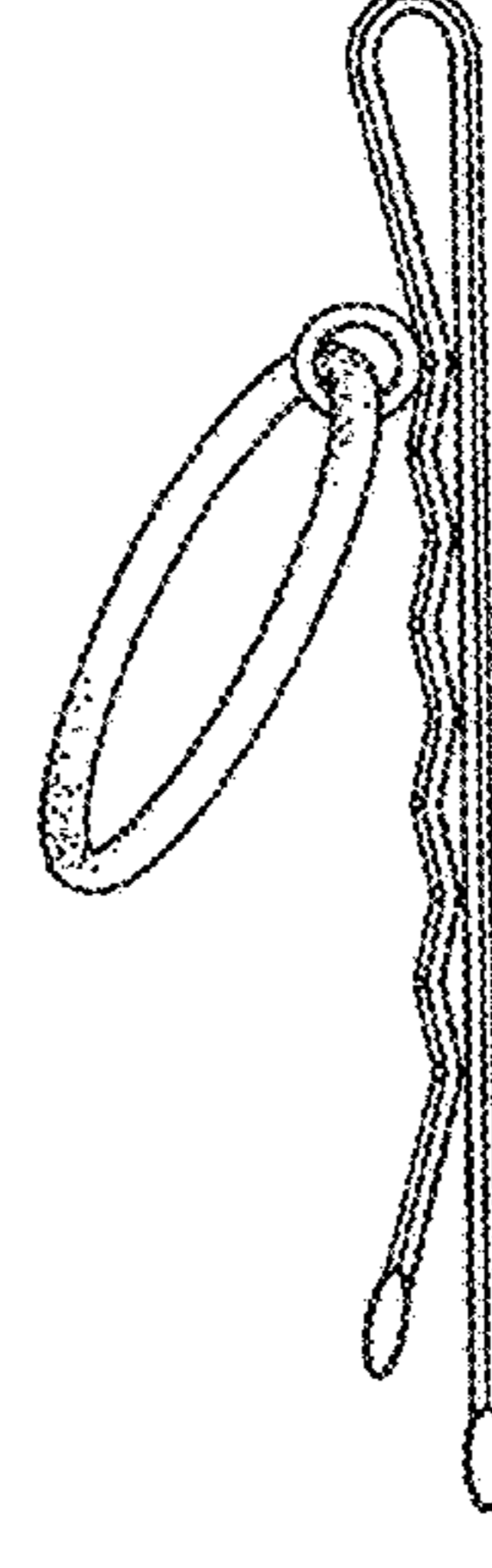


FIG 4

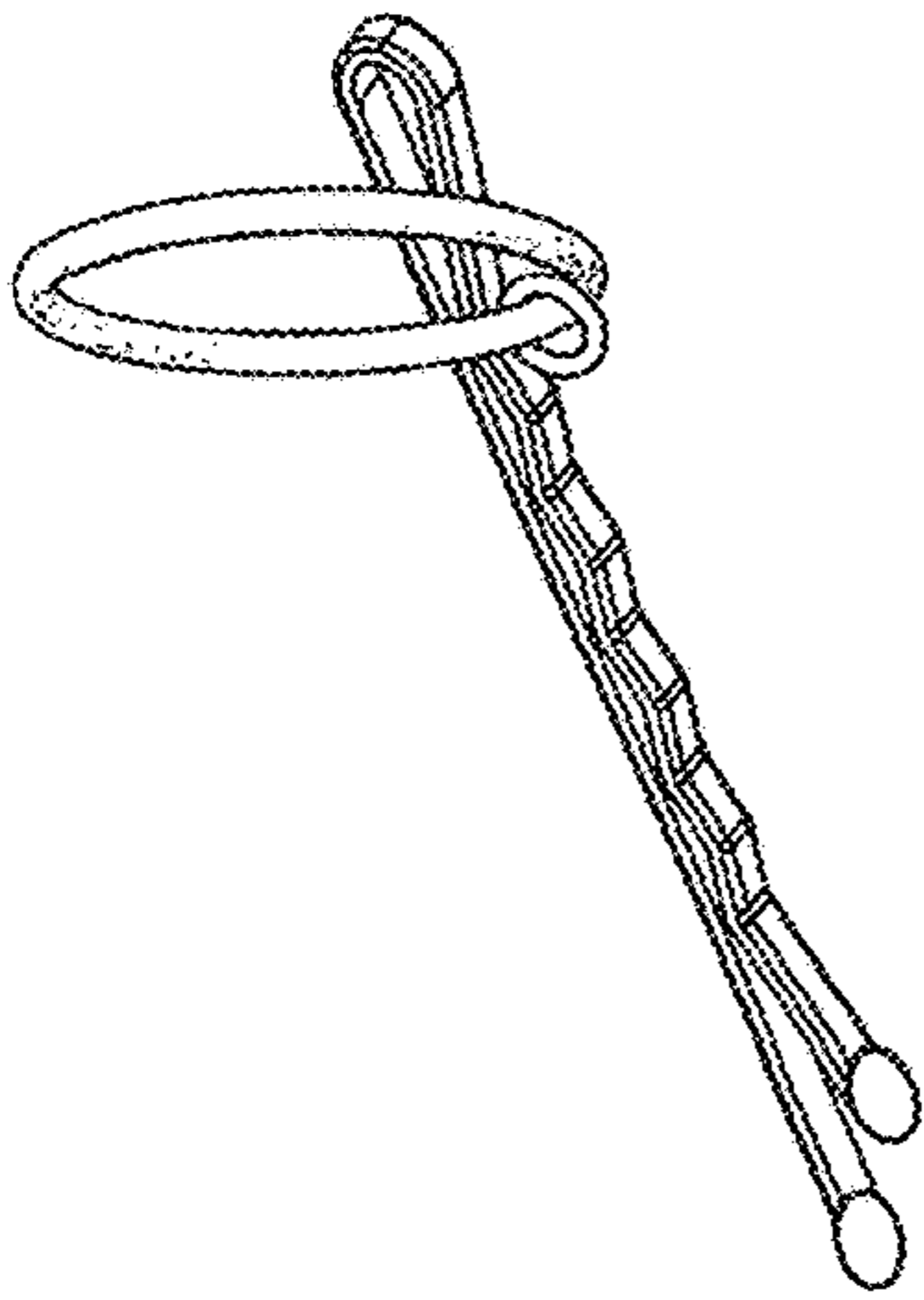


FIG 5

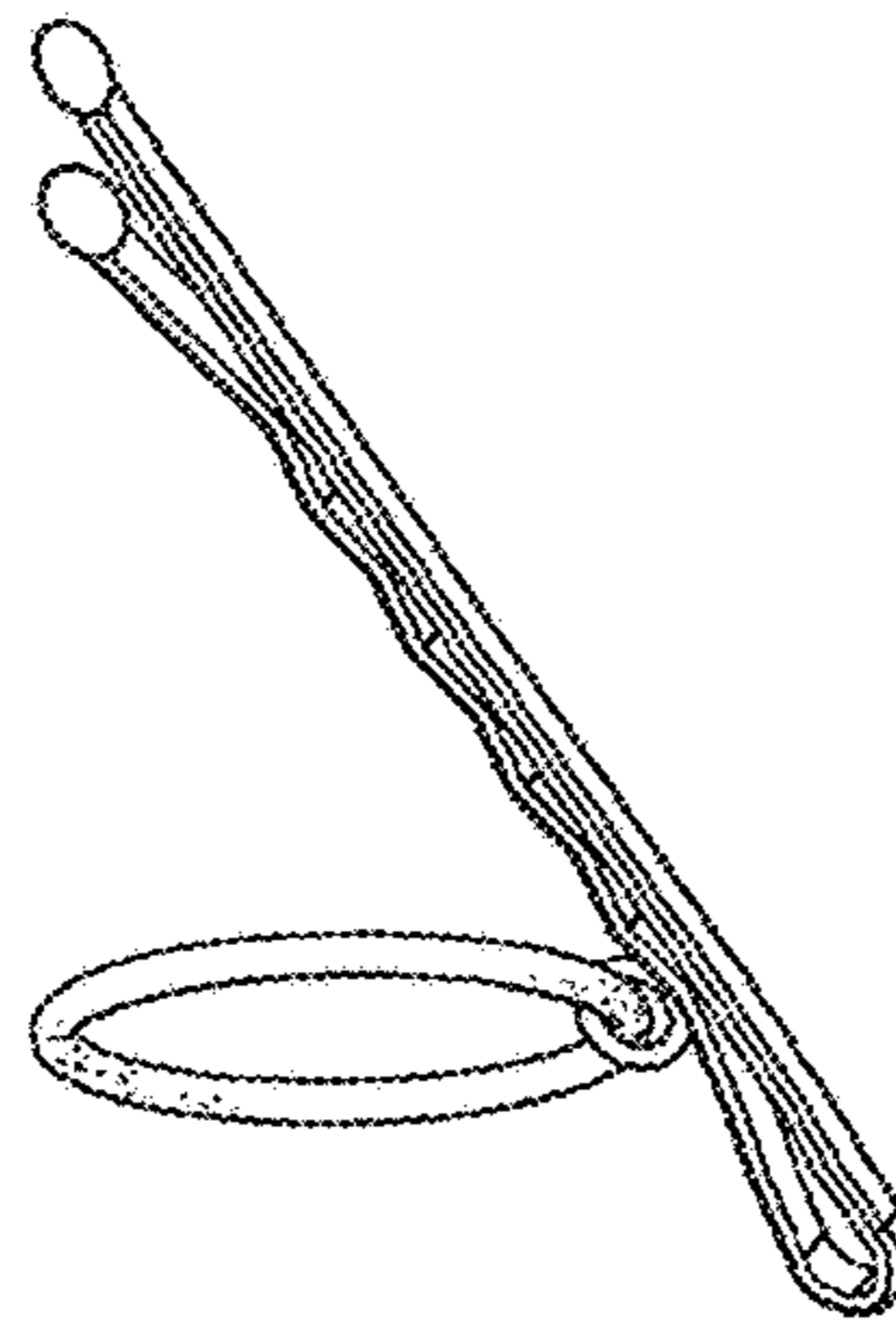


FIG 6

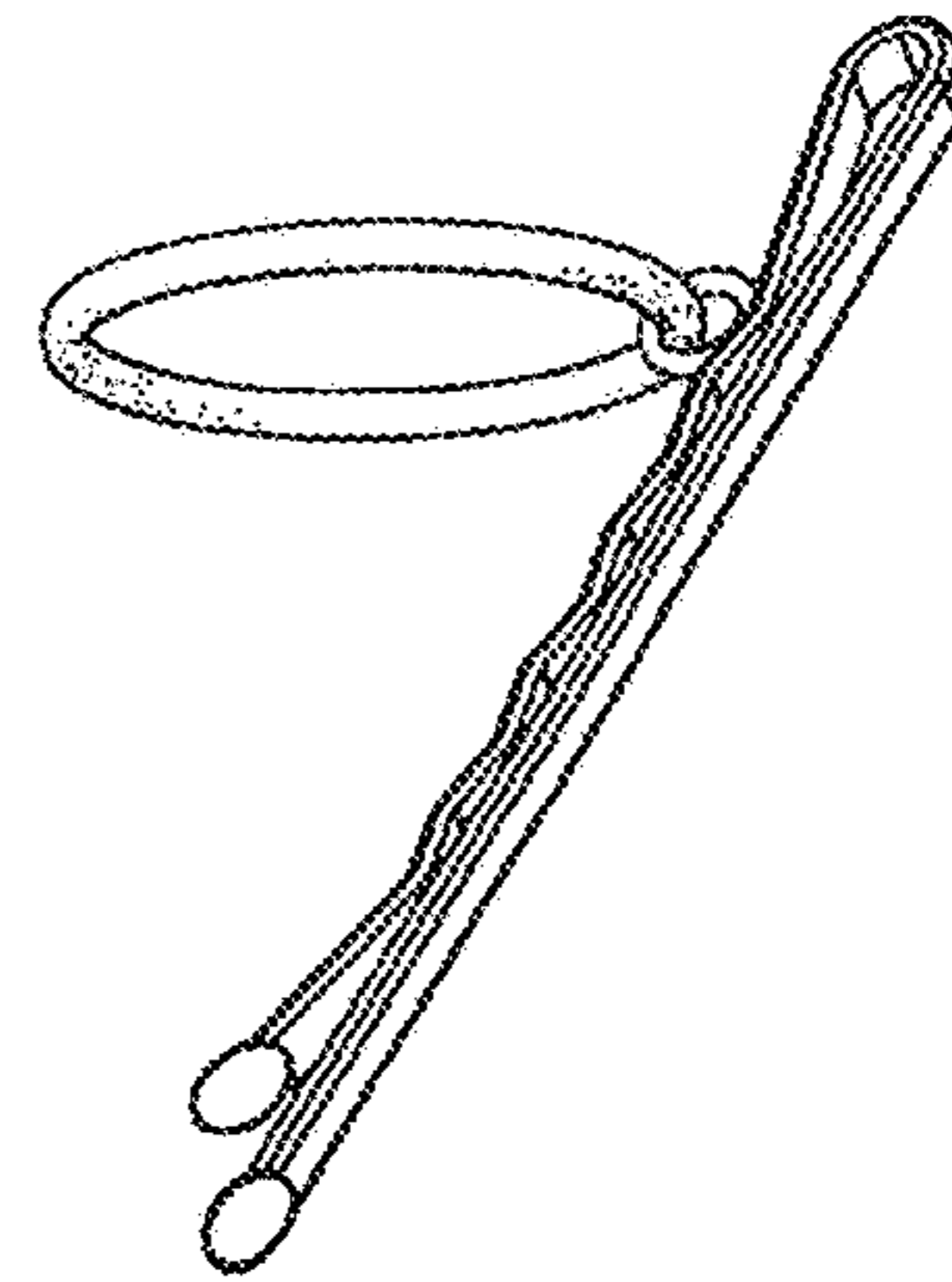


FIG 7