



US00D809151S

(12) **United States Design Patent** (10) **Patent No.:** **US D809,151 S**
Li (45) **Date of Patent:** **** Jan. 30, 2018**

(54) **MESSAGE DEVICE**
(71) Applicant: **Lien-Tsung Li**, Taichung (TW)
(72) Inventor: **Lien-Tsung Li**, Taichung (TW)
(**) Term: **15 Years**
(21) Appl. No.: **29/564,206**
(22) Filed: **May 11, 2016**
(51) **LOC (11) Cl.** **28-03**
(52) **U.S. Cl.**
USPC **D24/215**
(58) **Field of Classification Search**
USPC D24/200, 211, 212, 213, 214, 215;
601/19, 27-32, 46-48, 52, 99, 112-113,
601/118, 135, 137, DIG. 12, DIG. 14,
601/DIG. 15, DIG. 16, DIG. 17;
D30/160; D11/26, 28, 29
CPC A61H 19/00; A61H 19/30; A61H 19/32;
A61H 19/34; A61H 19/40; A61H 19/44;
A61H 19/50; A61H 2015/0007; A61H
2015/0014; A61H 2015/0042; A61H
15/00; A61H 7/003; A61H 7/005
See application file for complete search history.

(56) **References Cited**
U.S. PATENT DOCUMENTS
D386,879 S * 11/1997 Daniels D24/214
D687,957 S * 8/2013 Heskier D24/215
D687,962 S * 8/2013 DiVittorio D24/215

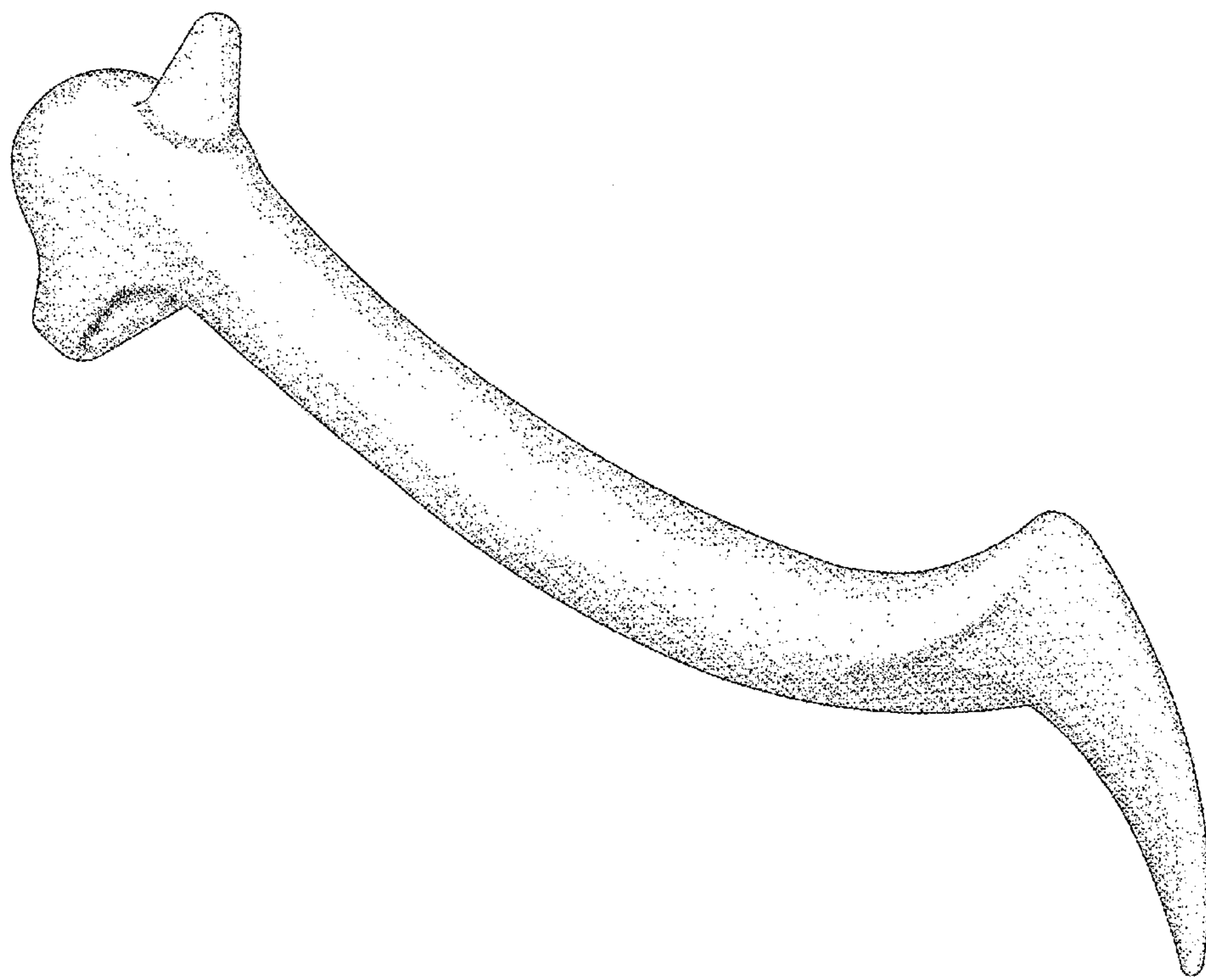
D696,414 S * 12/2013 Tabe D24/215
D720,862 S * 1/2015 McDonald, Jr. D24/215
D722,174 S * 2/2015 Almarales D24/214
D750,797 S * 3/2016 Mannheim D24/215
D757,293 S * 5/2016 Pearson D24/215
D757,294 S * 5/2016 Pearson D24/215
D767,780 S * 9/2016 Pursel D24/214
D768,309 S * 10/2016 Hetzel D24/214
D768,310 S * 10/2016 Hetzel D24/214
D792,980 S * 7/2017 Olivares D24/215
2013/0296750 A1* 11/2013 Pursel A61H 99/00
601/137

* cited by examiner
Primary Examiner — Sandra Snapp
(74) *Attorney, Agent, or Firm* — Muncy, Geissler, Olds & Lowe, P.C.

(57) **CLAIM**
I claim the ornamental design for a massage device, as shown and described.

DESCRIPTION
FIG. 1 is a front, right, top perspective view of a massage device showing my new design;
FIG. 2 is a front elevational view thereof;
FIG. 3 is a rear elevational view thereof;
FIG. 4 is a left side view thereof;
FIG. 5 is a right side view thereof;
FIG. 6 is a top plan view thereof;
FIG. 7 is a bottom plan view thereof;
FIG. 8 is a front, left, top perspective view thereof; and,
FIG. 9 is a rear, right, bottom perspective view.

1 Claim, 7 Drawing Sheets



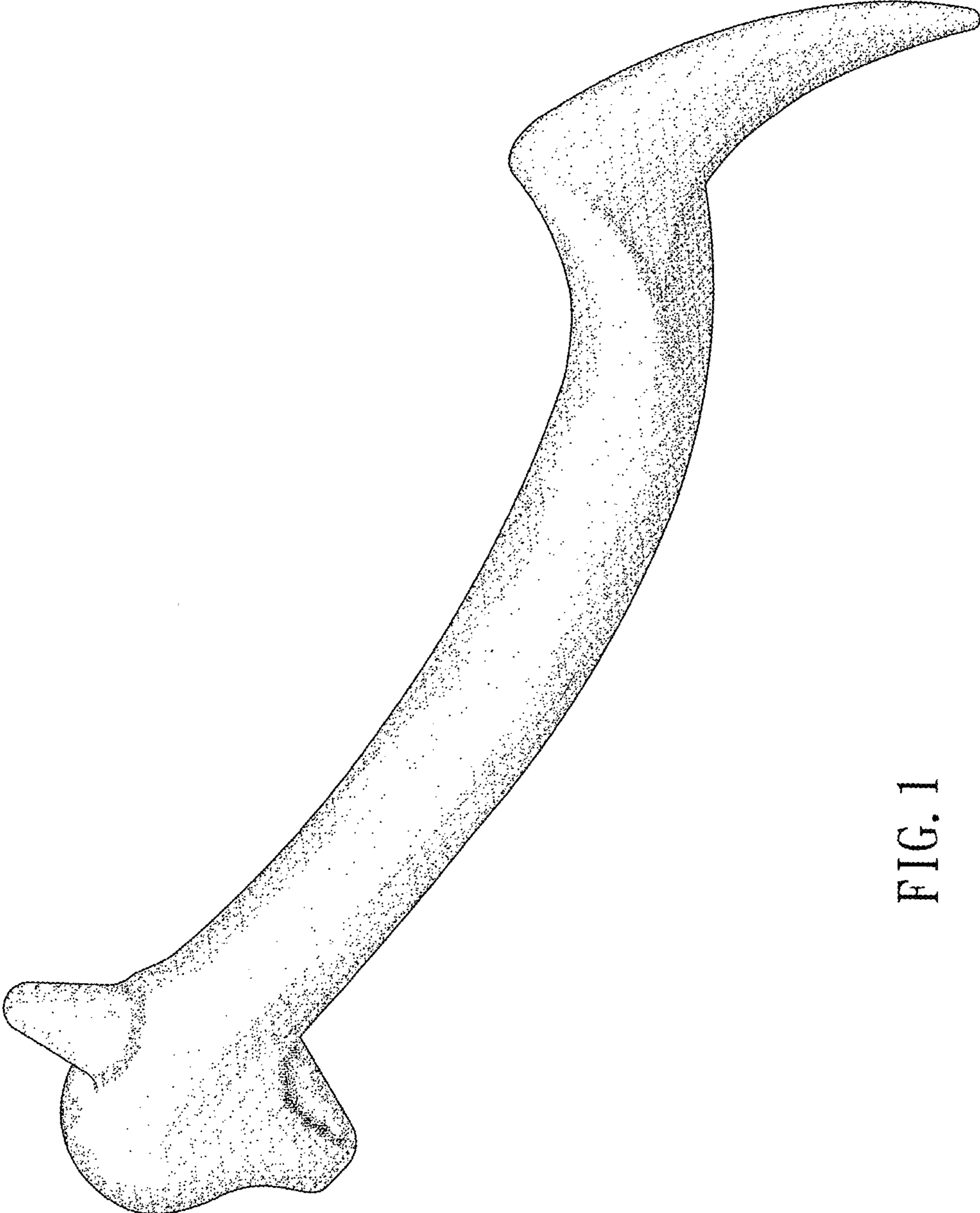


FIG. 1

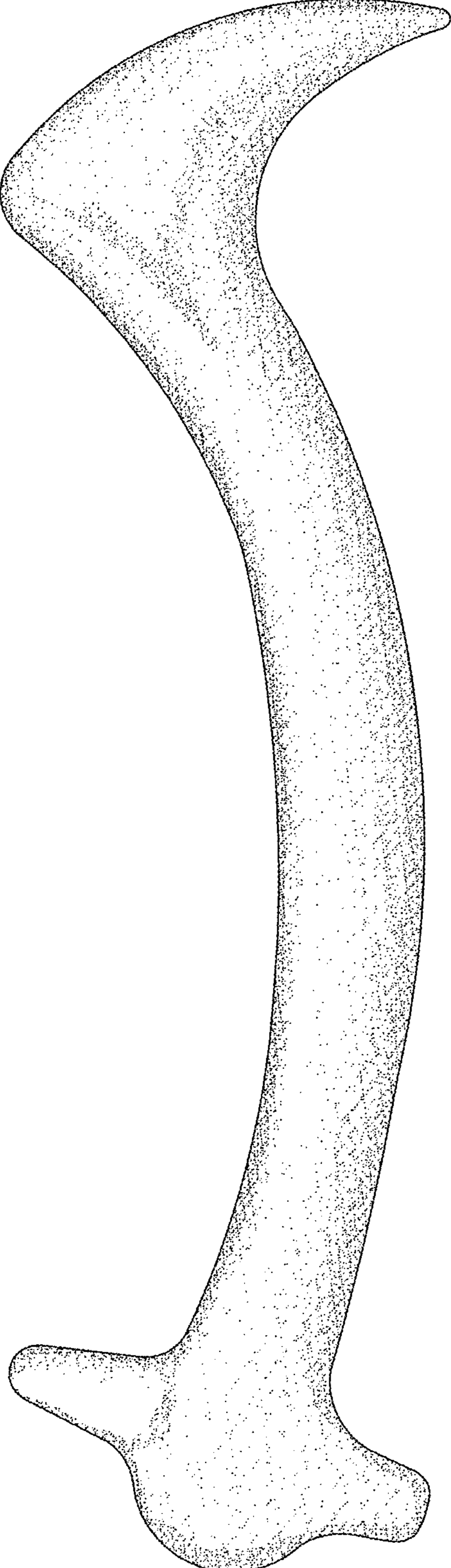


FIG. 2

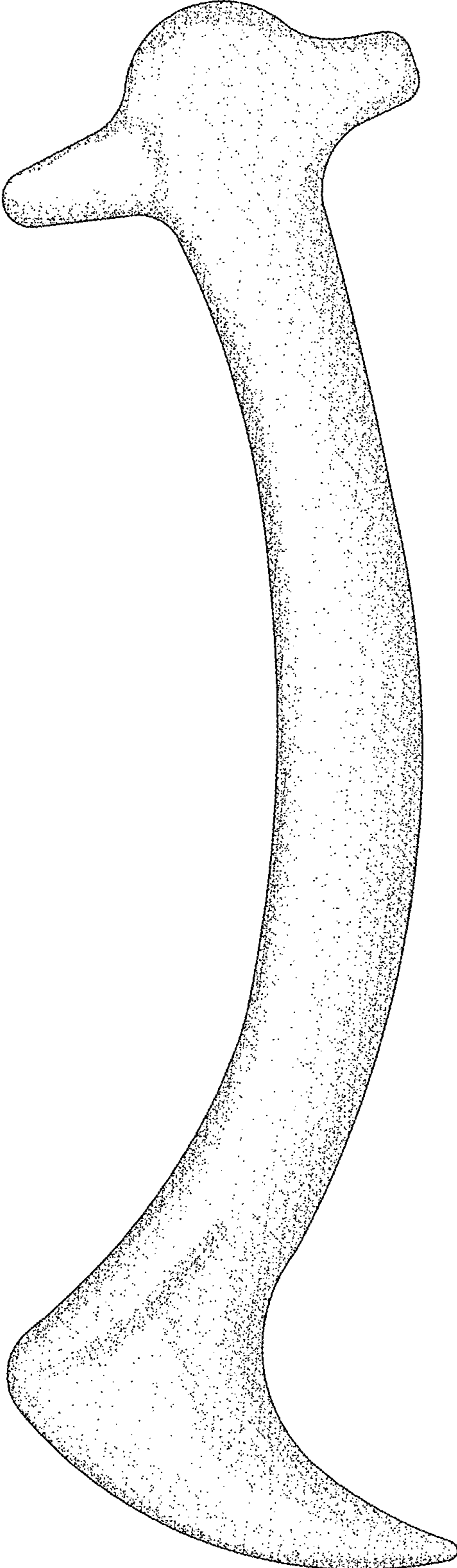


FIG. 3

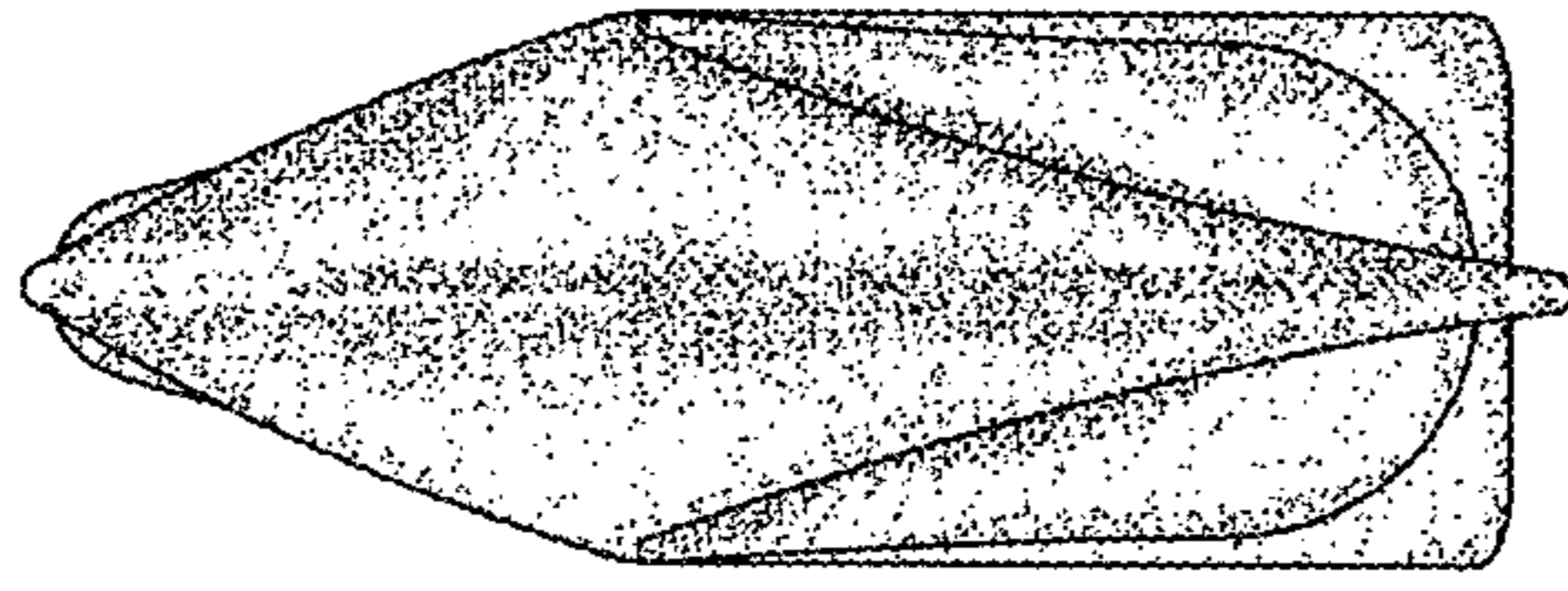


FIG. 5




FIG. 4




FIG. 6




FIG. 7

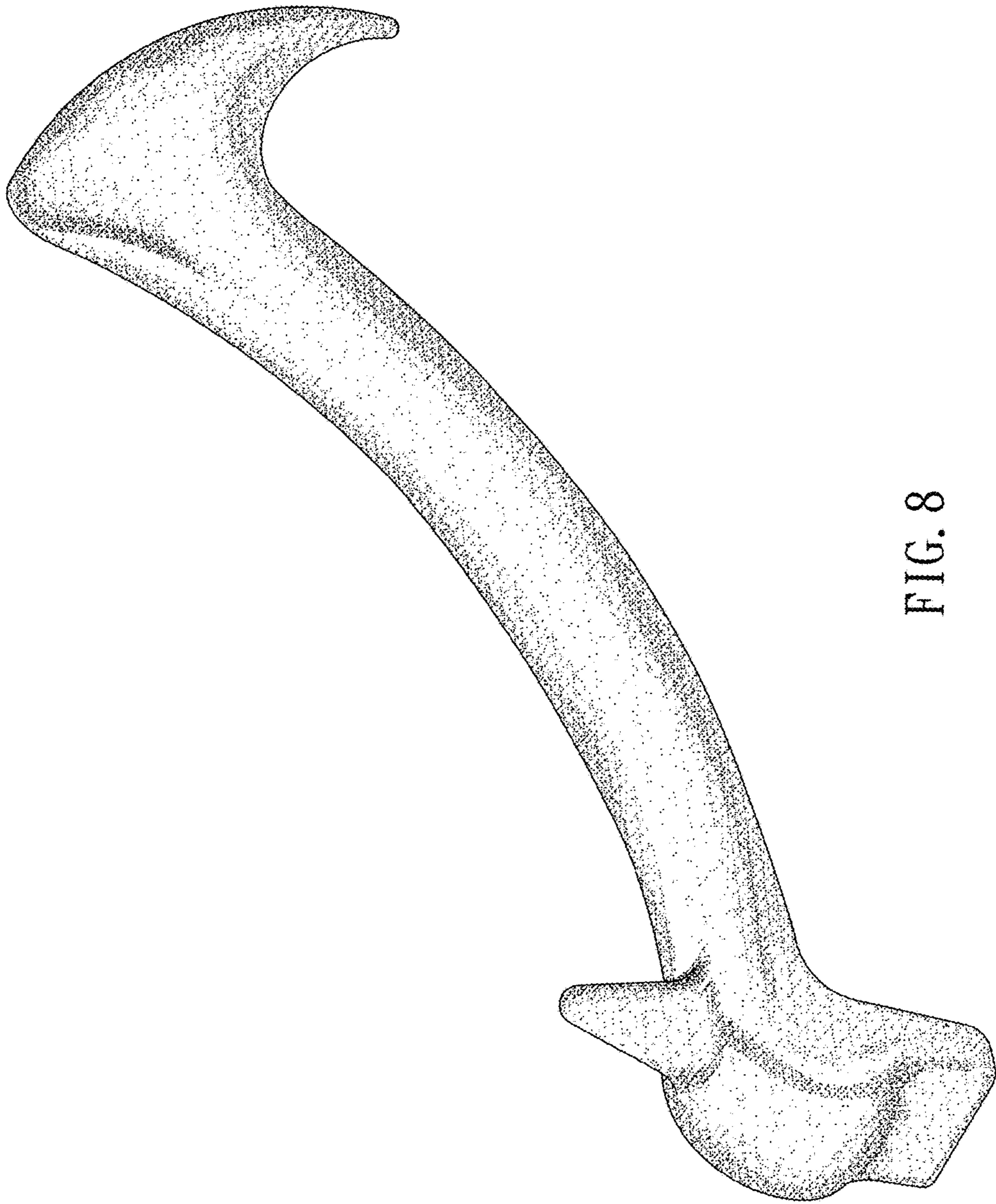


FIG. 8

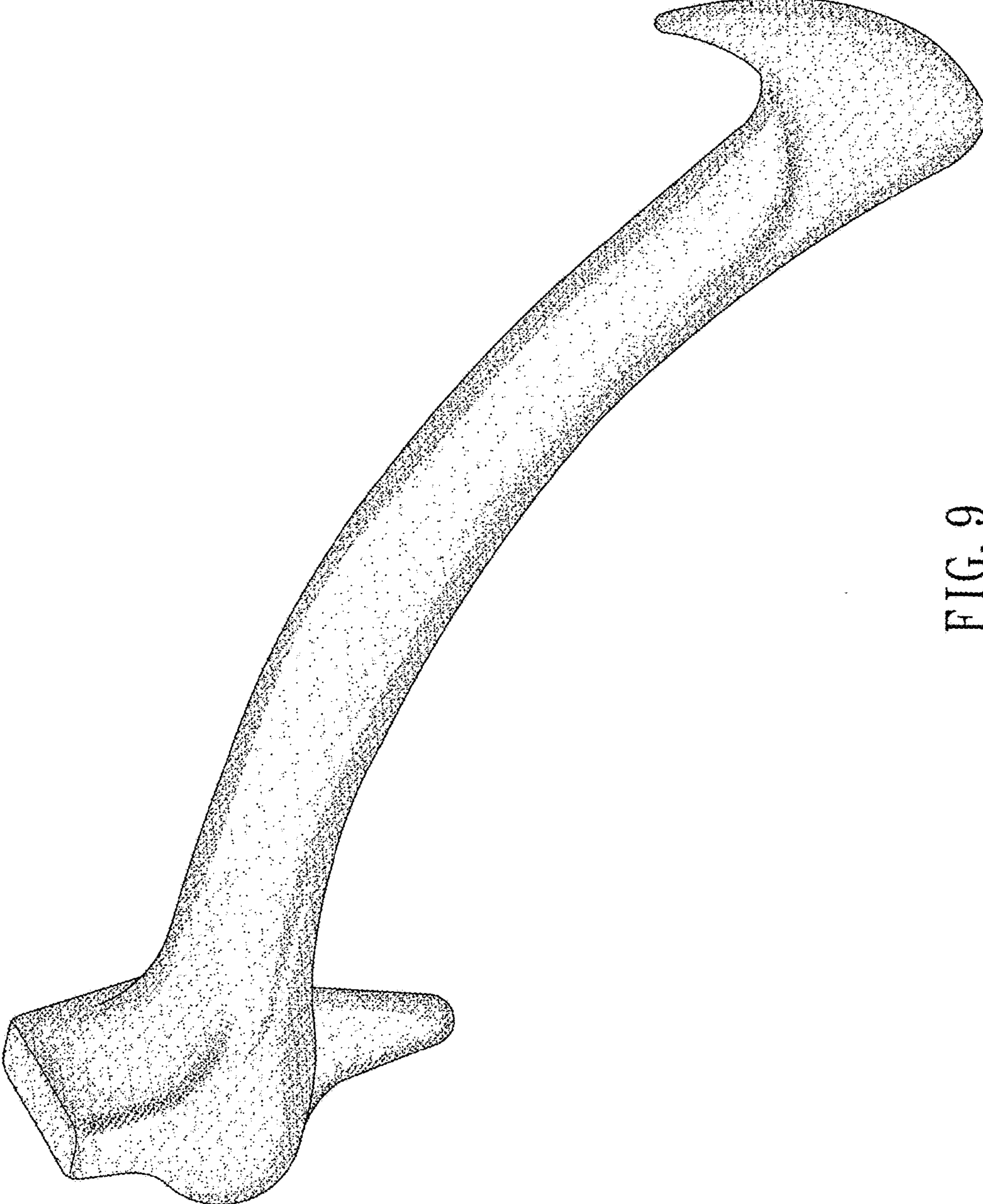


FIG. 9