



US00D809121S

(12) **United States Design Patent**  
**Richardson**

(10) **Patent No.:** **US D809,121 S**

(45) **Date of Patent:** **\*\* Jan. 30, 2018**

- (54) **FAN WITH INTEGRAL AIRFLOW GUIDE**
- (71) Applicant: **Parker-Hannifin Corporation**,  
Cleveland, OH (US)
- (72) Inventor: **Jason Richardson**, Chuckey, TN (US)
- (73) Assignee: **Parker-Hannifin Corporation**,  
Cleveland, OH (US)

(\*\*) Term: **15 Years**

(21) Appl. No.: **29/562,513**

(22) Filed: **Apr. 26, 2016**

(51) **LOC (11) Cl.** ..... **23-04**

(52) **U.S. Cl.**  
USPC ..... **D23/379**; D23/413; D23/411

(58) **Field of Classification Search**  
USPC ..... D23/370, 377, 379, 381, 382, 385, 411,  
D23/413, 414, 332, 328; D26/59;  
D15/5, 7  
CPC ..... F04D 25/08; F04D 29/388; F04D 29/34;  
F04D 25/088; H02K 1/187  
See application file for complete search history.

(56) **References Cited**

**U.S. PATENT DOCUMENTS**

D453,827 S *	2/2002	Kuo	.....	D23/413
D485,904 S *	1/2004	Tsai	.....	D23/413
D486,572 S *	2/2004	Chen	.....	D23/413
D507,343 S *	7/2005	Chiu	.....	D23/379
D509,584 S *	9/2005	Li	.....	D23/413
D560,789 S *	1/2008	Lee	.....	D23/379
D564,653 S *	3/2008	Iwase	.....	D23/413
D570,999 S *	6/2008	Harman	.....	D23/413
D645,134 S *	9/2011	Lee	.....	D23/411
D773,639 S *	12/2016	Shen	.....	D23/379
2006/0093478 A1 *	5/2006	Liu	.....	F04D 29/541 415/208.1

2008/0145230 A1 *	6/2008	Harman	.....	F04D 29/384 416/235
2010/0260608 A1 *	10/2010	Suzuki	.....	F04D 29/326 416/204 R
2013/0323072 A1 *	12/2013	Aschermann	.....	F04D 25/022 416/234
2014/0030104 A1 *	1/2014	Lee	.....	F04D 29/327 416/223 R

**OTHER PUBLICATIONS**

Parker Hannifin Corporation, "HTG Transmission Product Series Service Procedure." Catalog No. HY13-1524-001/US, Jun. 2012.  
Parker Hannifin Corporation, "Integrated Hydrostatic Transmissions." Catalog No. HY13-1595-002/US, 2012.

\* cited by examiner

*Primary Examiner* — Janice Hallmark

(74) *Attorney, Agent, or Firm* — Renner, Otto, Boisselle & Sklar, LLP

(57) **CLAIM**

The ornamental design for a fan with integral airflow guide, as shown and described.

**DESCRIPTION**

FIG. 1 is a perspective view of a fan with integral airflow guide showing my design.

FIG. 2 is a top view thereof.

FIG. 3 is a bottom view thereof.

FIG. 4 is a right side view thereof.


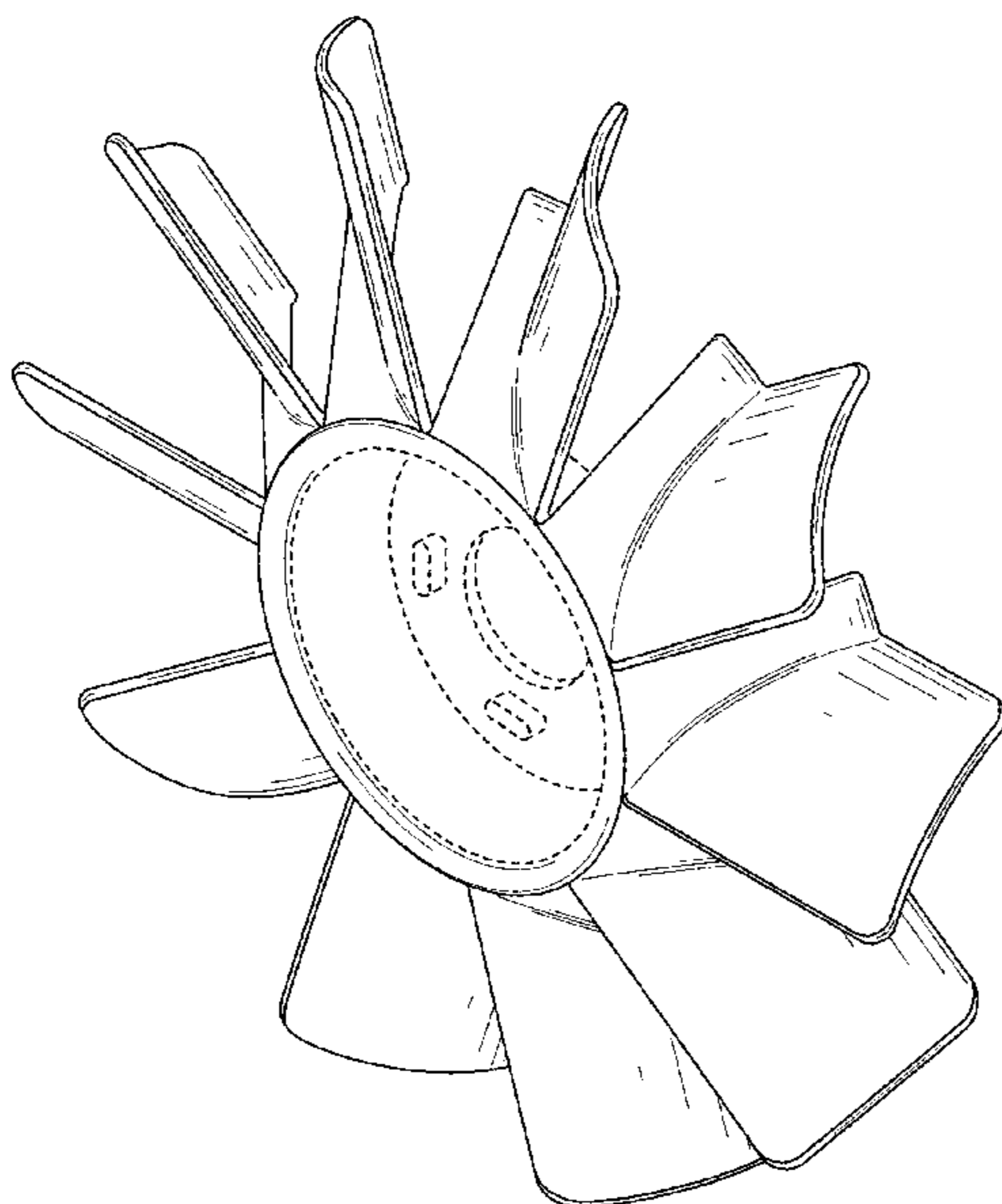
FIG. 5 is a left side view thereof.

FIG. 6 is a front view thereof; and,

FIG. 7 is a rear view thereof.

The broken lines showing portions of the fan with integral airflow guide are for illustrative purposes only and form no part of the claimed design.

**1 Claim, 7 Drawing Sheets**






FIG. 1




FIG. 2




FIG. 3

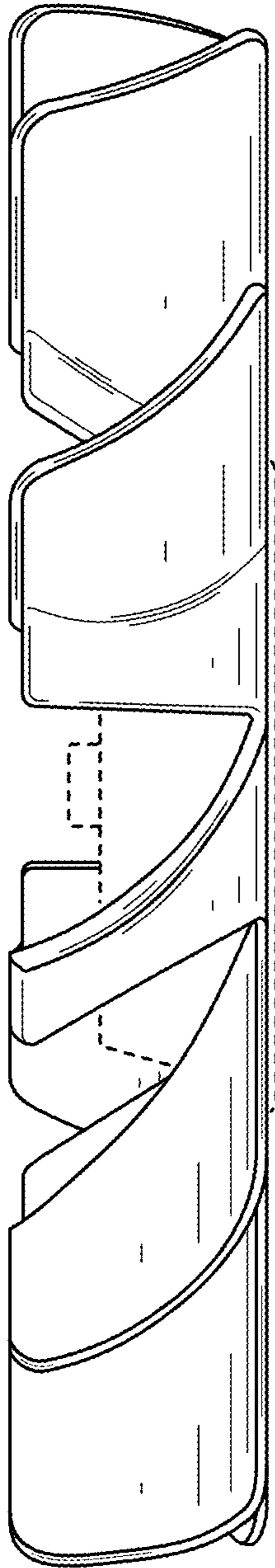


FIG. 4

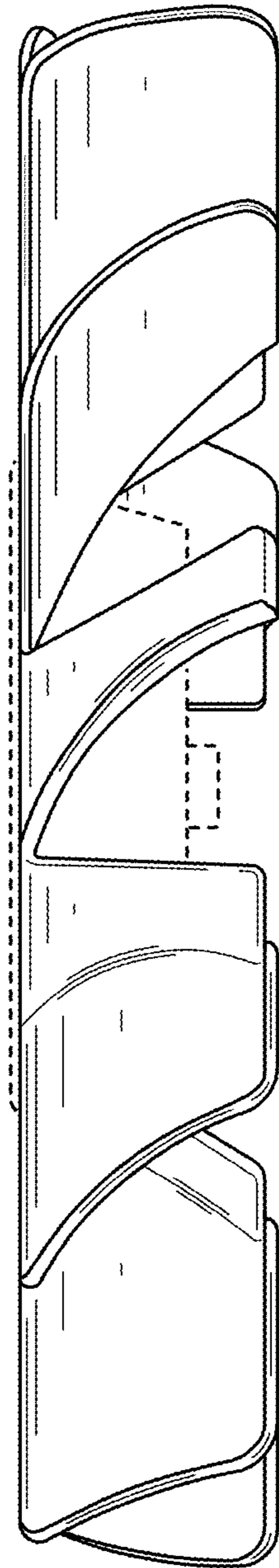


FIG. 5

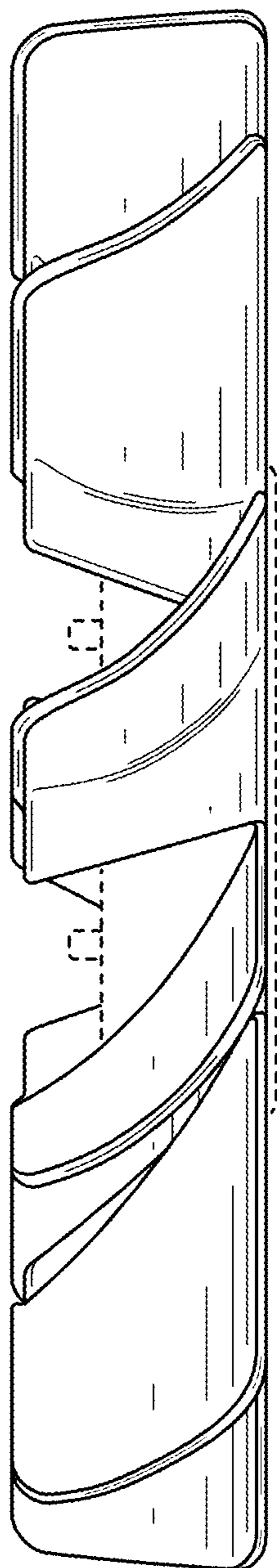


FIG. 6

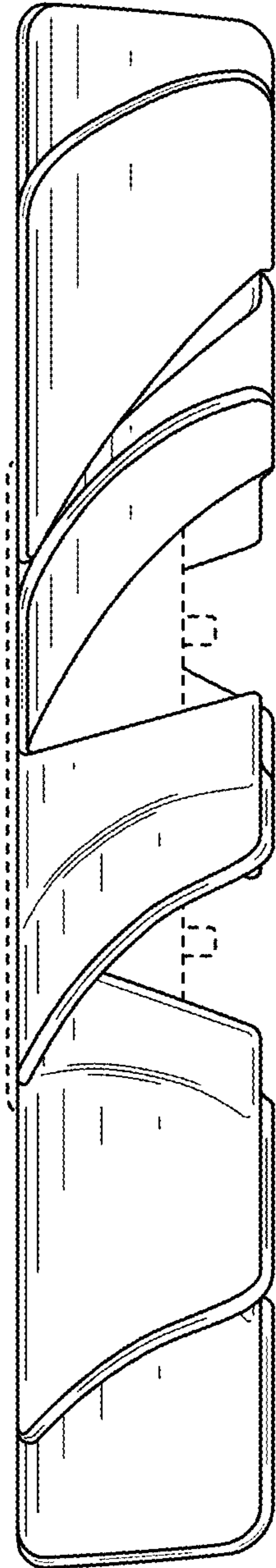


FIG. 7