



US00D809114S

(12) **United States Design Patent** (10) **Patent No.:** **US D809,114 S**
Funnell, II et al. (45) **Date of Patent:** **** Jan. 30, 2018**

(54) KITCHEN VENTILATION APPLIANCE FILTER	4,676,145 A * 6/1987 Allred E04B 1/7076 454/276
(71) Applicant: BSH Home Appliances Corporation , Irvine, CA (US)	D313,845 S * 1/1991 Sullivan D23/366 D328,334 S * 7/1992 Finkelstein D23/209 D339,415 S * 9/1993 Kiras D23/397 5,766,285 A * 6/1998 Killman B01D 46/0002 55/385.6
(72) Inventors: Richard W. Funnell, II , Huntington Beach, CA (US); Andy Mok , Stanton, CA (US)	5,792,230 A * 8/1998 Moore B01D 46/0004 454/290 D423,661 S * 4/2000 Pelonis D23/395 D580,043 S * 11/2008 Sykes D23/411 D683,838 S * 6/2013 Katou D23/354 D710,000 S * 7/2014 Moreno D23/386
(73) Assignee: BSH Home Appliances Corporation , Irvine, CA (US)	2014/0364049 A1 * 12/2014 Couto F24F 13/08 454/275

(**) Term: **15 Years**

(21) Appl. No.: **29/532,392**

(22) Filed: **Jul. 7, 2015**

Related U.S. Application Data

(62) Division of application No. 29/465,545, filed on Aug. 29, 2013, now Pat. No. Des. 738,999.

(51) **LOC (11) Cl.** **23-04**

(52) **U.S. Cl.**
USPC **D23/365**

(58) **Field of Classification Search**
USPC D23/365, 209, 363, 358, 386, 354, 341,
D23/364; 55/385.3, 502, 497, 506, 505,
55/521, 495, 422, 493, DIG. 30;
210/435, 130, 136, 248, 339, 448, 452,
210/497.1; D15/5
CPC G01N 21/53; G01N 15/0205; A23B 4/068;
A23V 2002/00; A47L 5/24
See application file for complete search history.

(56) **References Cited**

U.S. PATENT DOCUMENTS

D230,829 S * 3/1974 Roper D9/425
D267,268 S * 12/1982 Johnson D23/402

* cited by examiner

Primary Examiner — David G Muller

Assistant Examiner — Nathan M Johnston

(74) *Attorney, Agent, or Firm* — Michael E. Tschupp;
Andre Pallapies; Brandon G. Braun


(57) **CLAIM**

The ornamental design for a kitchen ventilation appliance filter, as shown and described.

DESCRIPTION

FIG. 1 is perspective view of a kitchen ventilation appliance filter according to our new ornamental design; FIG. 2 is a top view thereof; FIG. 3 is a bottom view thereof; and, FIG. 4 is a bottom perspective view thereof. The broken lines represent environment or structure and do not form any part of the claimed design. Throughout the drawings, various views may not be provided, as the components in these views are unornamented or the ornamentation in these views is simply unclaimed.

1 Claim, 4 Drawing Sheets



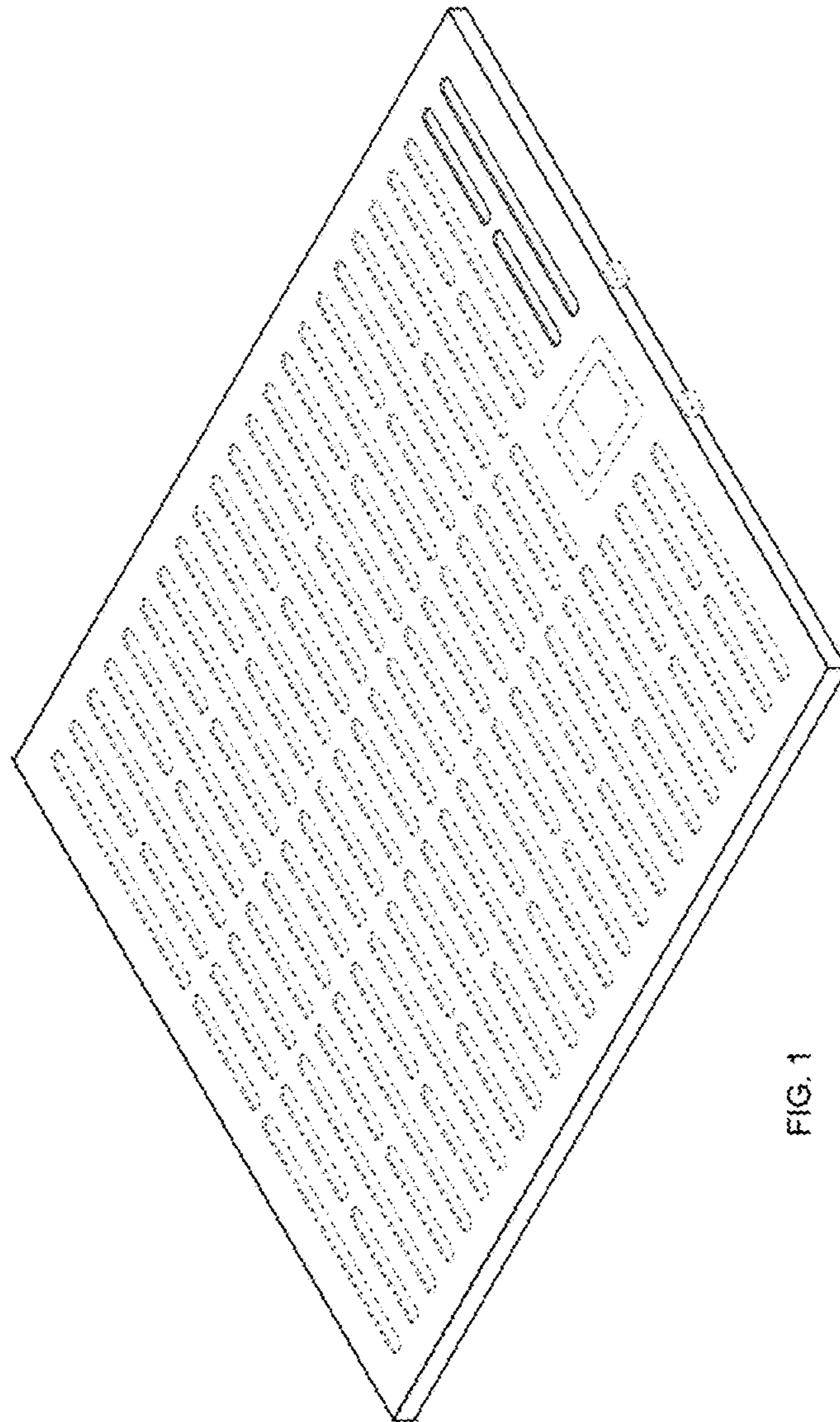


FIG. 1

FIG. 2

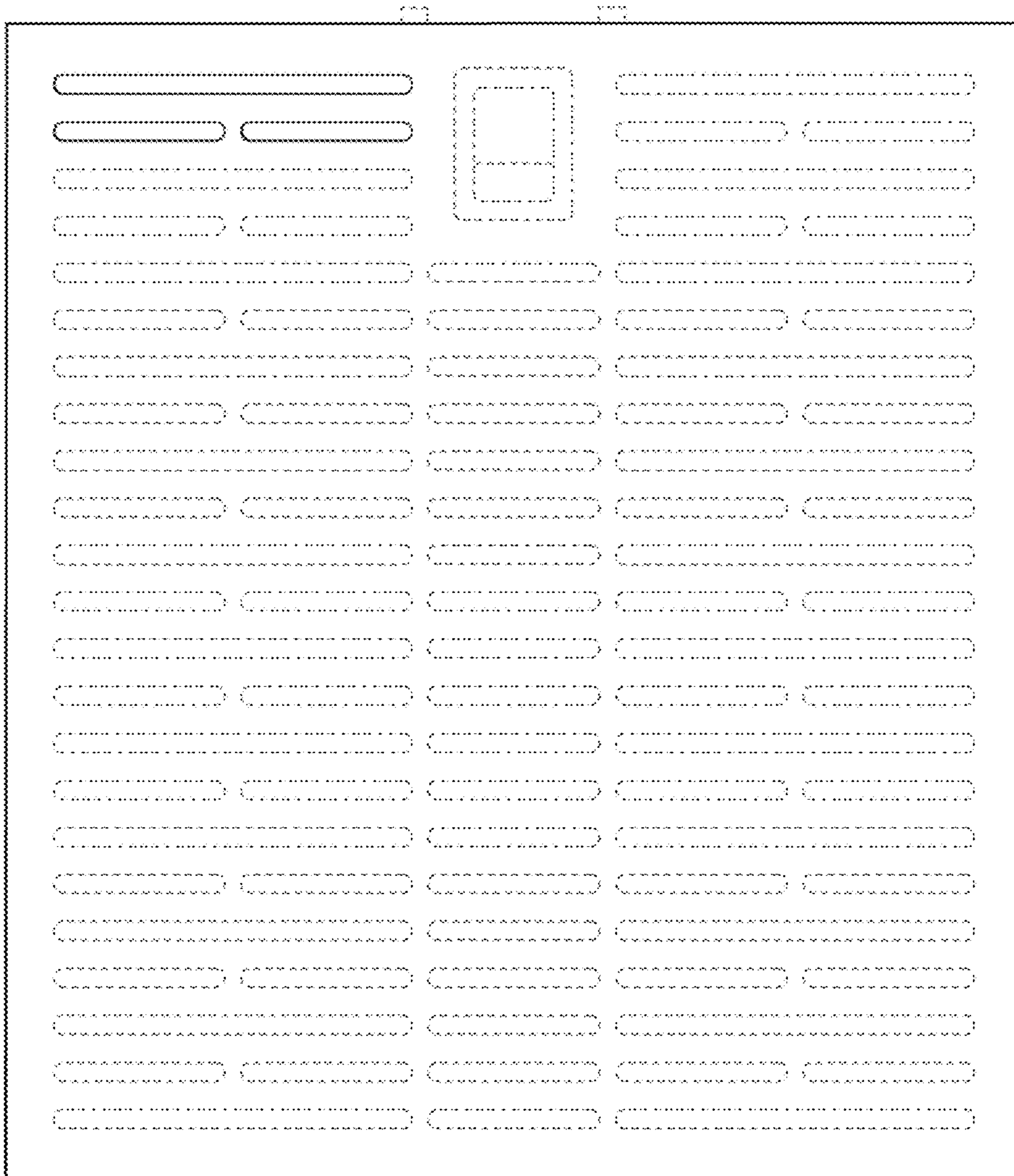



FIG. 3



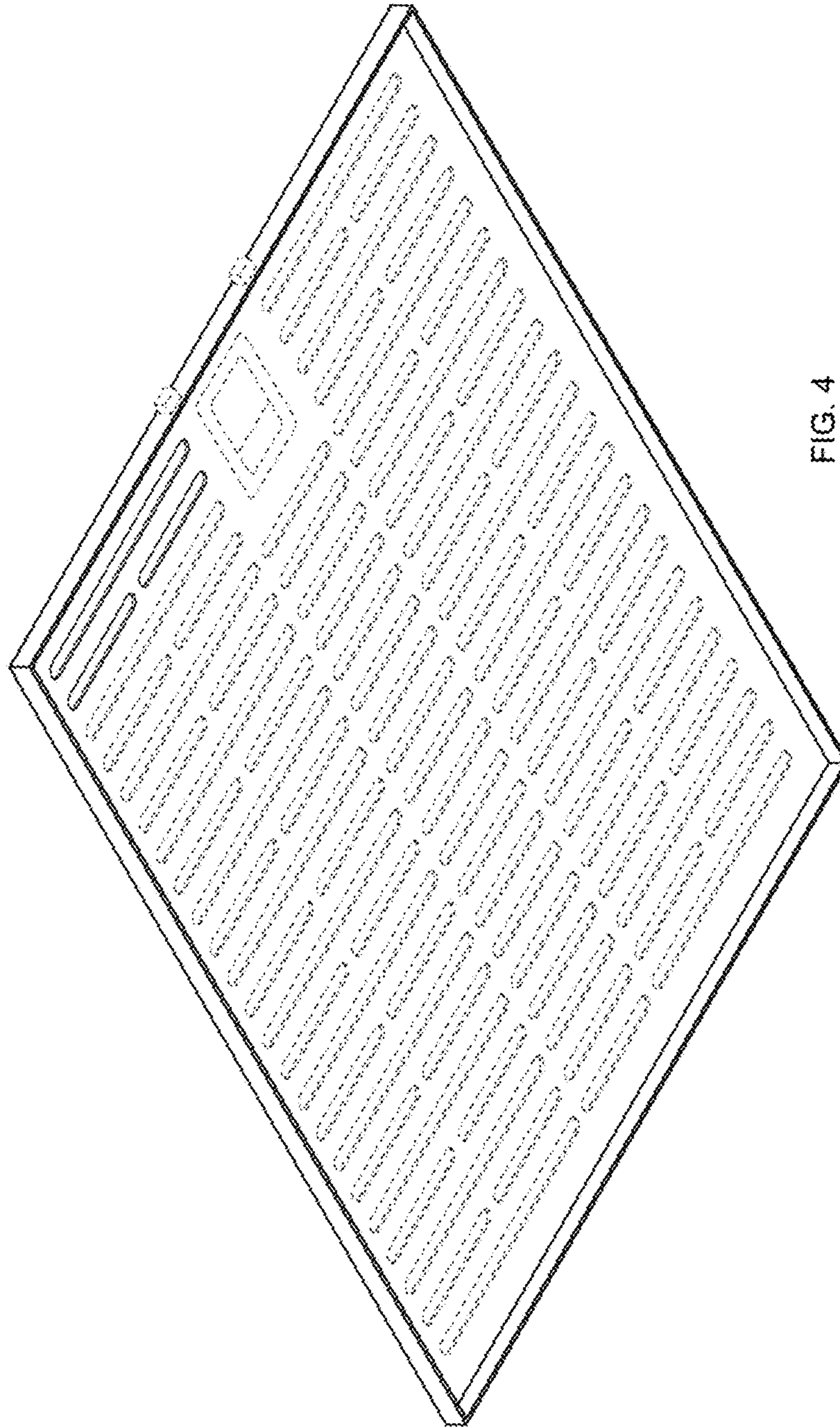


FIG. 4