



US00D809080S

(12) **United States Design Patent**
Ivanova

(10) **Patent No.:** **US D809,080 S**

(45) **Date of Patent:** **** Jan. 30, 2018**

(54) **GOLF CLUB FACE**

(71) Applicant: **CALLAWAY GOLF COMPANY,**
Carlsbad, CA (US)

(72) Inventor: **Irina Ivanova,** San Marcos, CA (US)

(73) Assignee: **Callaway Golf Company,** Carlsbad,
CA (US)

(**) Term: **15 Years**

(21) Appl. No.: **29/568,461**

(22) Filed: **Jun. 17, 2016**

(51) **LOC (11) Cl.** **21-02**

(52) **U.S. Cl.**
USPC **D21/759**

(58) **Field of Classification Search**
USPC D21/747-751, 759
CPC A63B 53/00; A63B 53/04; A63B 53/047;
A63B 53/0475; A63B 2053/0479; A63B
2053/0483; A63B 2053/0445; A63B
2053/0458

See application file for complete search history.

(56) **References Cited**

U.S. PATENT DOCUMENTS

D55,278 S *	5/1920	Krauter	D21/750
D420,079 S *	2/2000	Frazetta	D21/747
D422,329 S *	4/2000	Raymond	D21/747
7,473,187 B2 *	1/2009	Vokey	A63B 53/047 473/330
D588,221 S *	3/2009	Takahashi	D21/759
D588,666 S *	3/2009	Takahashi	D21/759
D596,687 S *	7/2009	Bezilla	D21/759
D603,009 S *	10/2009	Bezilla	D21/759
D607,071 S *	12/2009	Wada	D21/759

D612,438 S *	3/2010	Carlyle	D21/759
D612,439 S *	3/2010	Carlyle	D21/759
D617,406 S *	6/2010	Carlyle	D21/759
D633,967 S *	3/2011	Carlyle	D21/759
D634,804 S *	3/2011	Beaulieu	D21/759
D643,490 S *	8/2011	Wada	D21/759
D707,316 S *	6/2014	Aguayo	D21/759
D707,317 S *	6/2014	Aguayo	D21/759
D716,387 S *	10/2014	Aguayo	D21/759
D716,388 S *	10/2014	Aguayo	D21/759
D756,475 S *	5/2016	Ripp	D21/759
D760,854 S *	7/2016	Ripp	D21/759
D764,000 S *	8/2016	Gonczi	D21/759
D786,379 S *	5/2017	Ivanova	D21/759
2009/0247318 A1 *	10/2009	Ban	A63B 53/047 473/331

* cited by examiner

Primary Examiner — Mitchell I. Siegel

(74) *Attorney, Agent, or Firm* — Rebecca Hanovice;
Michael Catania; Sonia Lari

(57) **CLAIM**

The ornamental design for a golf club face, as shown and described.

DESCRIPTION

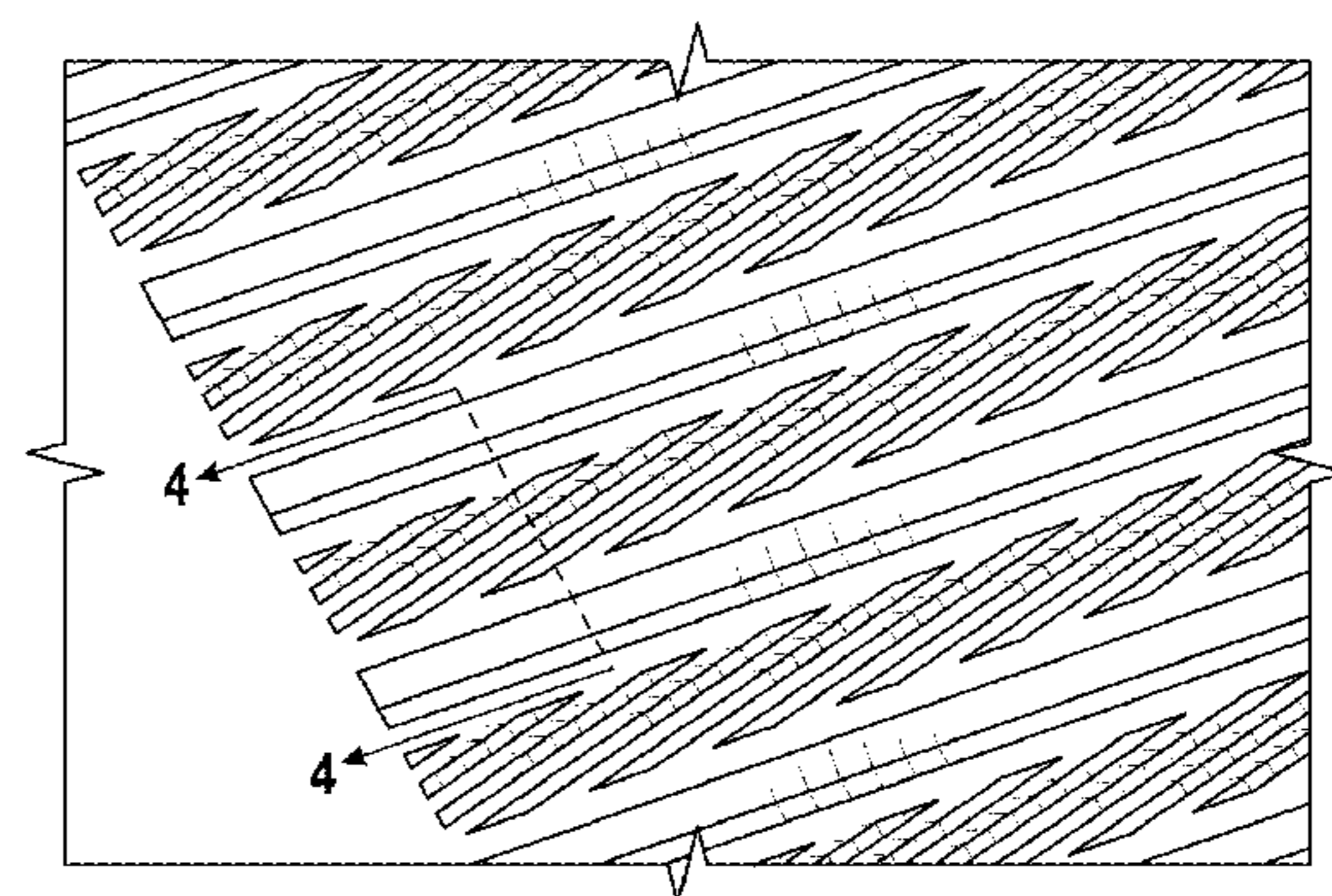
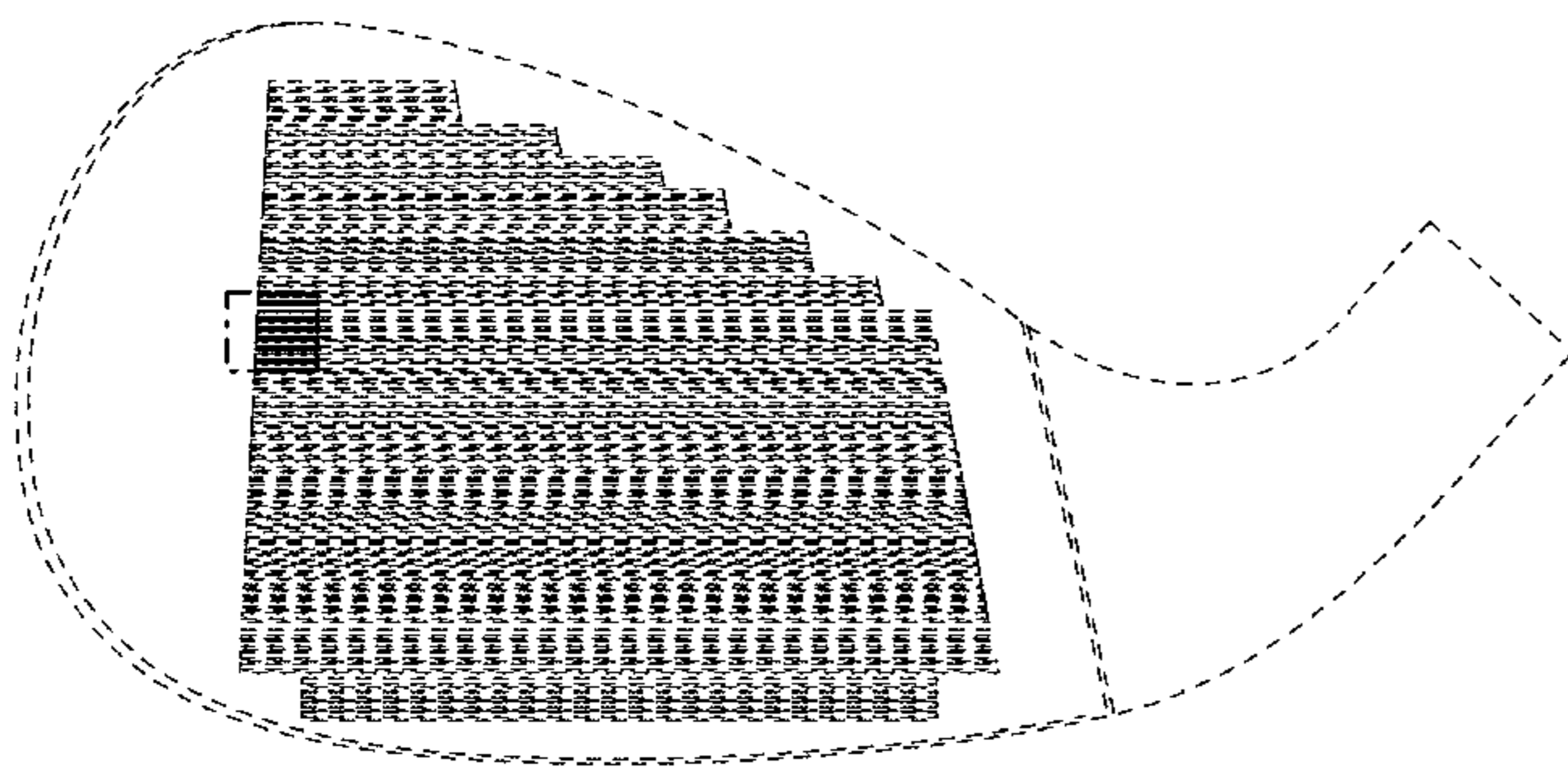
FIG. 1 is a front perspective view of a first embodiment of the golf club face as claimed herein;

FIG. 2 is an enlarged view of the encircled area in FIG. 1; FIG. 3 is an enlarged view of the encircled area in FIG. 1 according to a second embodiment of the golf club face as claimed herein; and,

FIG. 4 is a cross-sectional view of the embodiments shown in FIGS. 2-3 along lines 4-4.

The broken lines are included for the purpose of illustration and form no part of the claimed design.

1 Claim, 2 Drawing Sheets



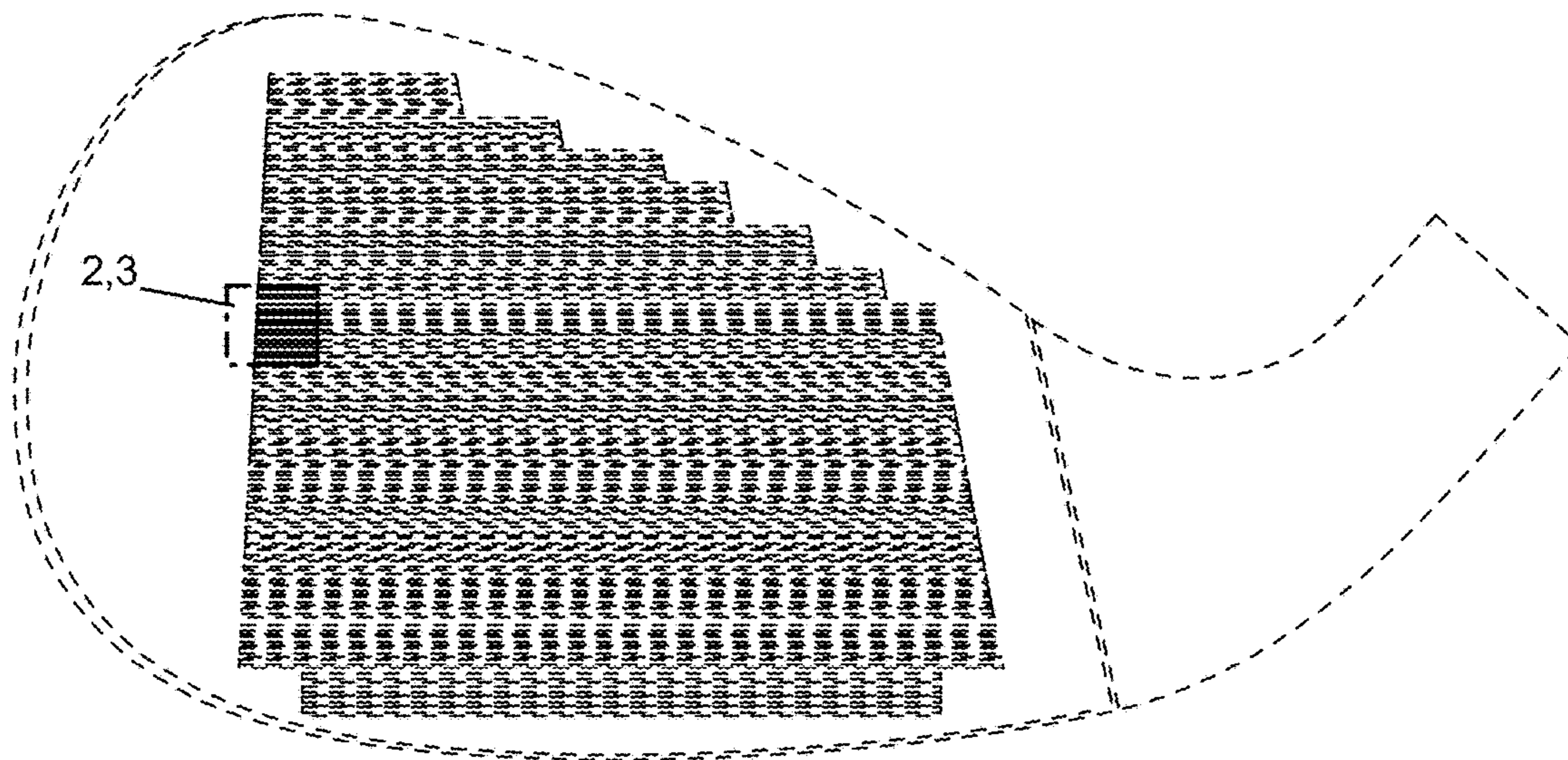


FIG. 1

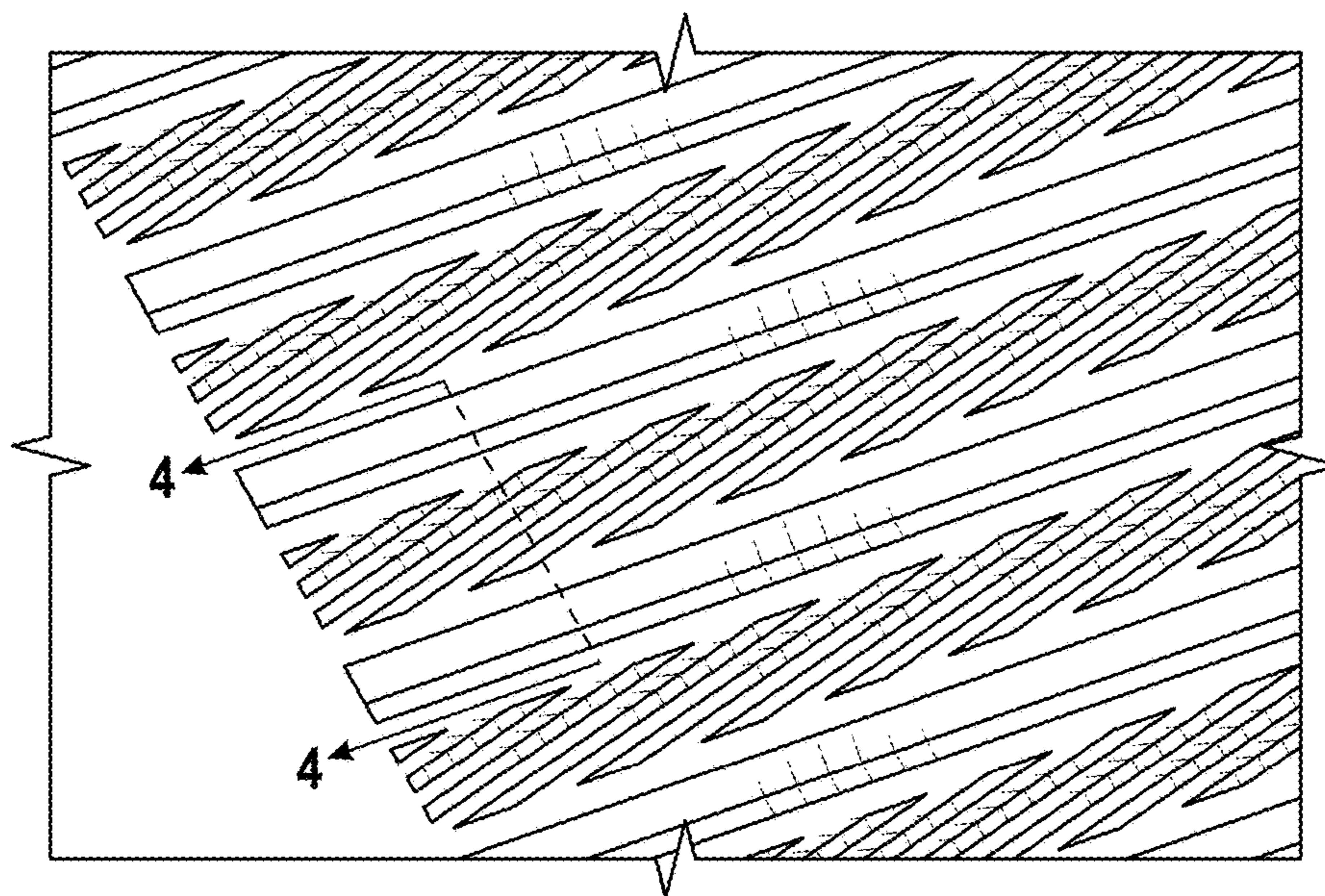


FIG. 2

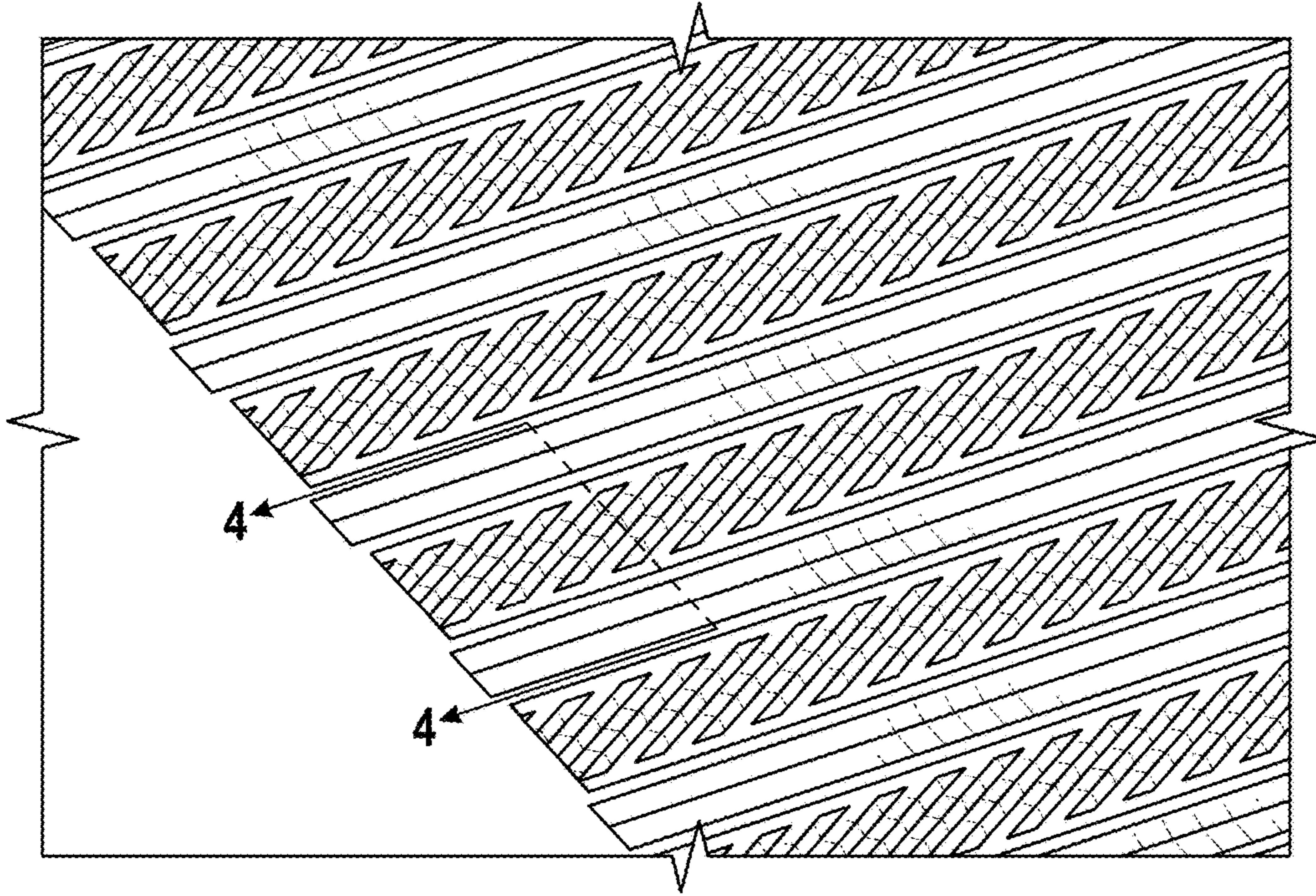


FIG. 3

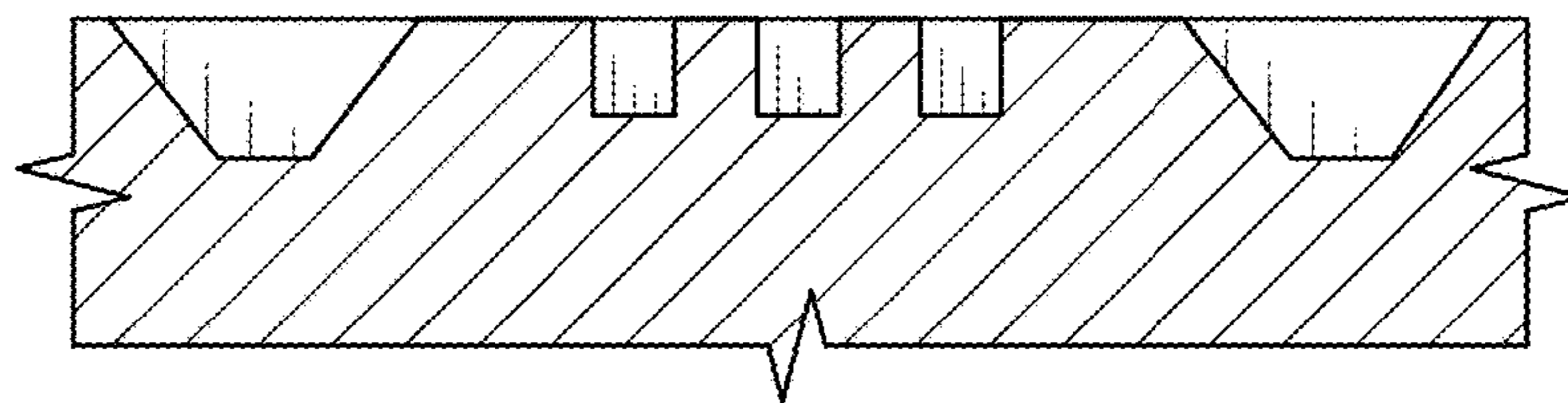


FIG. 4