



US00D809065S

(12) **United States Design Patent** (10) **Patent No.:** **US D809,065 S**  
**Kramer** (45) **Date of Patent:** **\*\* Jan. 30, 2018**

(54) **HANG TAG**

(71) Applicant: **Glenn Kramer**, Lakewood, NJ (US)

(72) Inventor: **Glenn Kramer**, Lakewood, NJ (US)

(73) Assignee: **COAST TO COAST ENTERTAINMENT LLC**, Lakewood, NJ (US)

(\*\*) Term: **15 Years**

(21) Appl. No.: **29/585,886**

(22) Filed: **Nov. 29, 2016**

(51) **LOC (11) Cl.** ..... **19-08**

(52) **U.S. Cl.**  
USPC ..... **D20/22**

(58) **Field of Classification Search**  
USPC ..... D20/10, 11, 22-29, 39, 40-42, 99  
CPC ..... G09F 1/00; G09F 1/02; G09F 2003/023;  
G09F 2003/0261; G09F 2003/0264; G09F  
7/00; G09F 3/206; G09F 13/00; G09F  
2007/1807; G09F 13/04; G09F  
2013/0427; G09F 2013/0495; G09D 3/00  
See application file for complete search history.

3,225,478 A \* 12/1965 Rohmer ..... E05B 19/24  
40/330

D204,744 S 5/1966 Sayre

D241,539 S \* 9/1976 Iverson ..... D20/22

D256,964 S \* 9/1980 Santana ..... D3/208

4,267,654 A 5/1981 Sato

4,349,975 A \* 9/1982 Chubb ..... E05B 19/24  
40/330

D270,673 S 9/1983 Erdmann

D275,442 S \* 9/1984 Hayes ..... 81/3.41

D278,836 S 5/1985 Flies

D283,036 S \* 3/1986 Strongwater ..... D20/28

6,032,983 A \* 3/2000 Lanter ..... B42D 25/00  
200/271

D458,421 S 6/2002 Wasserman

6,564,981 B2 5/2003 Murphy  
(Continued)

*Primary Examiner* — Mary Ann Calabrese  
*Assistant Examiner* — Sloan Rozin  
 (74) *Attorney, Agent, or Firm* — White-Welker & Welker, LLC; Matthew T. Welker, Esq.

(57) **CLAIM**  
 I claim the ornamental design for a hang tag, as shown and described.

**DESCRIPTION**

FIG. 1 is a front perspective view of the hang tag, the rear perspective view being a mirror image thereof.  
 FIG. 2 is a front elevational view of the hang tag of the present design; the rear elevational view being a mirror image thereof.  
 FIG. 3 is a left side elevational view of the hang tag of the present design.  
 FIG. 4 is a right side elevational view of the hang tag of the present design.  
 FIG. 5 is a bottom plan view of the hang tag showing the design; and,  
 FIG. 6 is a top plan view of the hang tag showing the design.

**1 Claim, 3 Drawing Sheets**

(56) **References Cited**  
 U.S. PATENT DOCUMENTS

1,350,890 A \* 8/1920 Tanzey ..... G09F 3/04  
40/625

D97,328 S \* 10/1935 Glasser ..... D20/22


2,138,309 A \* 11/1938 Stevenson ..... G09F 3/00  
40/330

2,781,594 A \* 2/1957 Stupell ..... B44C 5/04  
40/330

2,847,774 A 4/1958 Brooks

2,930,570 A \* 3/1960 Leedy ..... F16K 7/063  
24/115 R

3,123,926 A \* 3/1964 Jacobson ..... E05B 19/24  
40/330



(56)

**References Cited**

U.S. PATENT DOCUMENTS

D476,694	S	7/2003	Snow	
D477,368	S	7/2003	Massey	
D482,611	S	11/2003	Kilduff	
D490,475	S	5/2004	Best	
D532,049	S *	11/2006	Ludlow	D20/22
D540,392	S	4/2007	Taylor	
D582,484	S *	12/2008	Oas	D20/22
7,587,848	B2 *	9/2009	Wilson	E05B 19/24 156/86
D655,334	S *	3/2012	Fiorino	D19/1
D661,845	S	6/2012	Chase et al.	
D723,621	S *	3/2015	Heinrichs	D20/22
D768,780	S *	10/2016	Taddeo	D20/27

\* cited by examiner




FIG. 1

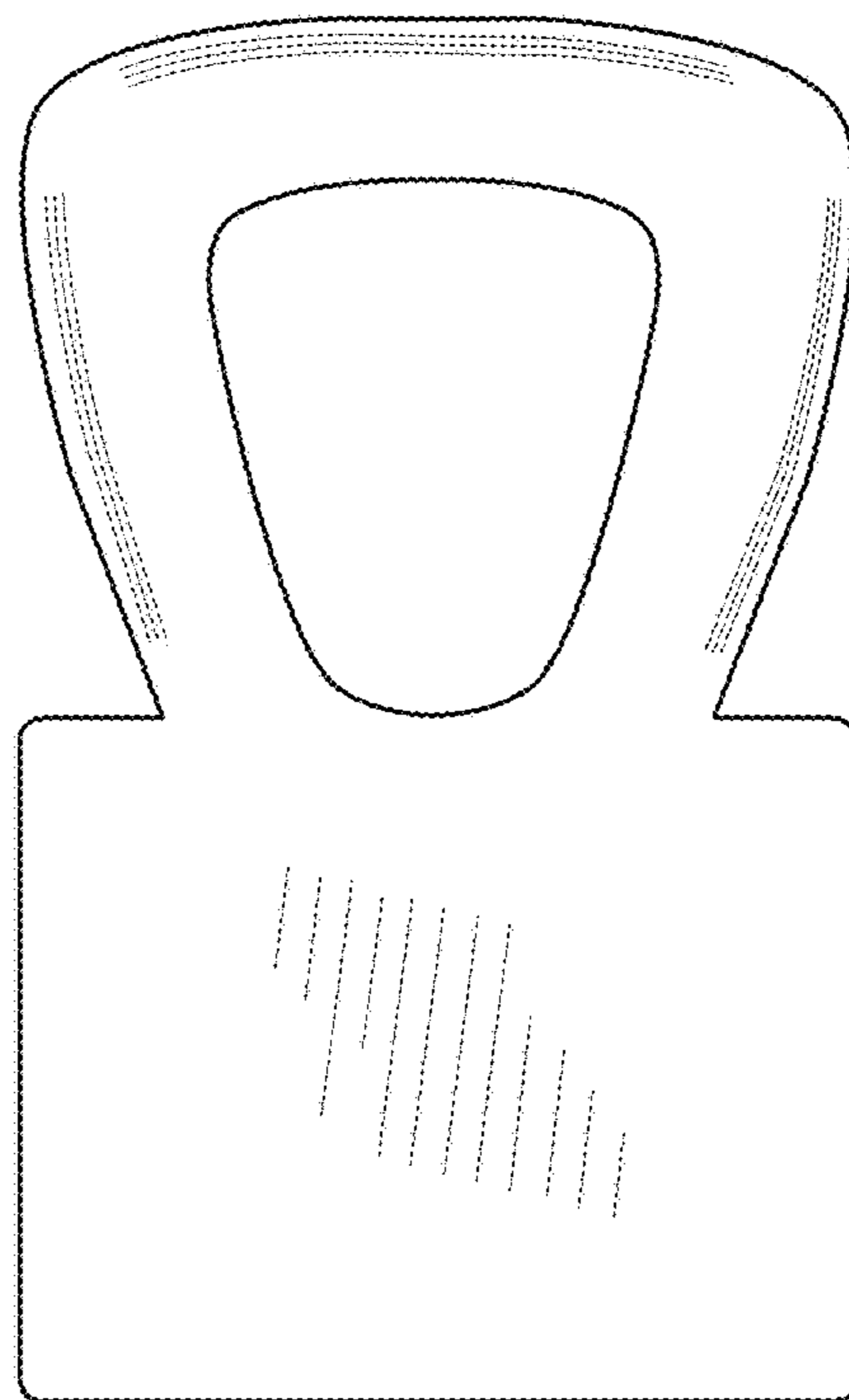


FIG. 2



FIG. 3



FIG. 4




FIG. 5




FIG. 6